

## CONTENTS

### Application Guides

Road Hydraulic Brake & Clutch Line Kits.....	15
Road Bike Cables.....	37
Classic Road Bike Control Lines.....	51
Off Road, Trial, MX, Grasstrack, Speedway....	63
Quad Bike Control Lines & Upgrades.....	123

### Hydraulic Hose Components & Lines

'Powerhose Plus' Hoses & Components.....	131
'Powerhose' DIY Hoses & Components.....	143

### Cable Kits and Components

Cable Kits - Standard & Braided.....	153
Cable Components.....	161

### Handlebar Components

Performance Twistgrips.....	175
Rubber Grips and Control Levers.....	177
Hydraulic Controls and Switch Units.....	178



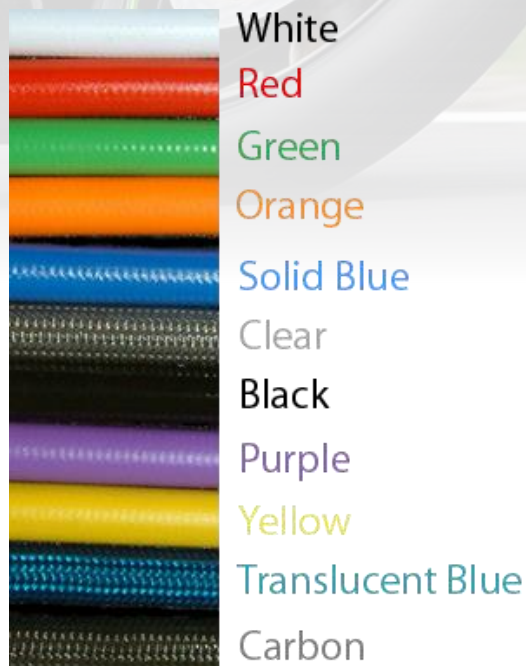
Check out our resources section online at

[www.venhill.co.uk](http://www.venhill.co.uk)

for more information about the products we can offer

## Road Brake and Clutch Line Kits

- ▶ Factory made and tested
- ▶ TUV and DOT approved
- ▶ Swivel ends for perfect alignment
- ▶ Chrome, Stainless or Black fittings
- ▶ Stainless steel braided hose
- ▶ Teflon inner tubing
- ▶ Uncovered or PVC covered in:



Single numbers in the column FRONT identify number of lines in the kit | FRONT is OEM layout | RACE is 2 lines from Master Cylinder

MANUFACTURER	cc	MODEL	YEAR	FRONT	RACE	REAR	CLUTCH
APRILIA	50	RS 50	1999-05	1		APR-2004R	
APRILIA	50	RS 50 / EXTREMA	1993-03	APR-0001F 1		APR-0001R	
APRILIA	125	PEGASO 125	1995	APR-1001F 1		APR-1001R	
APRILIA	125	RS 125	1999-03	APR-1003F 1			
APRILIA	125	RS 125 R	1995-on	APR-1002F 1		APR-1002R	
APRILIA	250	RS 250	1994-00		APR-2002F		
APRILIA	250	RS 250	1995-on	APR-2001F 3		APR-2001R	
APRILIA	250	RS 250	1998-00	APR-2003F 3		APR-2002R	
APRILIA	650	MOTO 6.5	1995	APR-6001F 1			
APRILIA	650	PEGASO 650	1993-96	APR-6002F 1			
APRILIA	650	PEGASO 650	1997-03	APR-6003F 1			
APRILIA	1000	RSV "TUONO / FIGHTER"	2003-07	APR-10003F 3	APR-10006F	APR-10003R	APR-10003C
APRILIA	1000	RSV 1000	2004	APR-10002F 3		APR-10002R	APR-10002C
APRILIA	1000	RSV 1000 MILLE	1998-00		APR-10004F		APR-10004C
APRILIA	1000	RSV 1000 MILLE	2000-04		APR-10001F	APR-10001R	
APRILIA	1000	SL 1000 FALCO	1999-03	APR-10005F 2		APR-10005R	APR-10005C
BMW	450	R 45	1979	BMW-4001F 3			
BMW	650	F 650	1993-00	BMW-6007F 1		BMW-6007R	
BMW	650	F 650 ST	1997-00	BMW-6007F 1		BMW-6007R	
BMW	650	R 65	1979	BMW-6001F 3			
BMW	650	R 65	1980	BMW-6002F 3			
BMW	650	R 65	1981	BMW-6004F 3			
BMW	650	R 65	1986	BMW-6005F 1			
BMW	650	R 65 (Replaces Steel Bundy)	1980	BMW-6003F 3			
BMW	650	R 65 LS	1981-85	BMW-6006F 3			
BMW	750	K 75	1986-91	BMW-7001F 3		BMW-7001R	
BMW	750	K 75 C	1985-88	BMW-7001F 3		BMW-7001R	
BMW	750	K 75 RT	1991-96	BMW-7006F 1			
BMW	750	K 75 RT (ABS Mod to Cal)	1985-on	1		BMW-7006R	
BMW	750	K 75 S	1986-on	BMW-7003F 3		BMW-7003R	
BMW	750	K 75 S (ABS)	1986-on	BMW-7004F 2		BMW-7004R	
BMW	750	K75	1992-96			BMW-7001R	
BMW	750	R 75/6 (Single Disc)	-1981	BMW-7005F 1			
BMW	800	F 800 GS	2013-16	BMW-8008F 1			B03-3-112
BMW	800	R 80 GS	1986	BMW-8001F 1			
BMW	800	R 80 GS	1988-94	BMW-8002F 1			
BMW	800	R 80 R	1994	BMW-8006F 1			
BMW	800	R 80 RT	1981-85	BMW-8003F 3		BMW-8003R	
BMW	800	R 80/78 CS (Single Disc)	-1981	BMW-8005F 1			
BMW	800	R 80/78 CS (Twin Disc)	1980	BMW-8004F 2			
BMW	850	R850 R (ABS)	1993-96	BMW-8009F 4		BMW-8009R	
BMW	850	R850 R (ABS)	1994-96	BMW-8010F 4			
BMW	850	R850 R (ABS)	1997-02	BMW-8012F 4		BMW-8009R	
BMW	850	R850 R (NON-ABS)	1993-96		BMW-8007F	BMW-8009R	
BMW	850	R850 RT (ABS)	1994-01	BMW-8009F 4		BMW-8009R	

Single numbers in the column FRONT identify number of lines in the kit | FRONT is OEM layout | RACE is 2 lines from Master Cylinder

MANUFACTURER	cc	MODEL	YEAR	FRONT	RACE	REAR	CLUTCH
BMW	850	R850 RT (NON-ABS)	1994-01			BMW-8009R	
BMW	900	R 90/6	1979	BMW-9002F 1			
BMW	900	R 90S		BMW-9001F 2			
BMW	1000	K 100	1986-on	BMW-10001F 3		BMW-10001R	
BMW	1000	K 100 LT (ABS)	1986-91	BMW-10002F 2		BMW-10002R	
BMW	1000	K 100 RS (Non ABS)	1983-89	BMW-10003F 3		BMW-10003R	
BMW	1000	K 100 RT	1986-on	BMW-10004F 1		BMW-10004R	
BMW	1000	K1	1989-93	BMW-10012F 4		BMW-10012R	
BMW	1000	R 100 GS	1991-on	BMW-10005F 1			
BMW	1000	R 100 RS	1981-84	BMW-10006F 3		BMW-10006R	
BMW	1000	R 100 RS (ATE Calipers)	1976-80	BMW-10009F 2		BMW-10009R	
BMW	1000	R 100/7CS (Single Disc)	1981-84	BMW-10010F 2			
BMW	1000	R 100/7CS (Twin Disc)	1981-84	BMW-10011F 3			
BMW	1000	R 100R	1994	BMW-10008F 1			
BMW	1000	R100 RT	1981-85	BMW-10007F 3		BMW-10006R	
BMW	1000	S 1000 RR (ABS)	2008-11	BMW-10013F 3		BMW-10014R	
BMW	1000	S 1000 RR (ABS)	2013-18	BMW-10015F 4		BMW-10015R	
BMW	1100	K 1100 LT (ABS)		BMW-11001F 4		BMW-11001R	
BMW	1100	R 1100 GS (ABS)	1994-06	BMW-11007F 3		BMW-11007R	
BMW	1100	R 1100 GS (Non ABS)	1994-06	BMW-11002F 3		BMW-11002R	
BMW	1100	R 1100 RS (ABS)	1993-00	BMW-11005F 4		BMW-11005R	
BMW	1100	R 1100 S ABS (Integrated)	2003-05	B03-1-118/P 4		B03-2-105/P	
BMW	1100	R 1100S (Non ABS)	1998-02		BMW-11003F		
BMW	1100	R1100 R (ABS)	1993-96	BMW-8010F 4			
BMW	1100	R1100 R (ABS)	1993-96	BMW-8009F 4		BMW-8009R	
BMW	1100	R1100 R (ABS)	1997-02	BMW-8012F 4		BMW-8009R	
BMW	1100	R1100 R (NON-ABS)	1993-02			BMW-8009R	
BMW	1100	R1100 RT (ABS)	1994-01	BMW-8009F 4		BMW-8009R	
BMW	1100	R1100 RT (NON-ABS)	1994-01			BMW-8009R	
BMW	1150	R 1150 GS (ABS - Non Servo)	2002-03	BMW-11006F 4		BMW-11006R	
BMW	1150	R 1150 GS (NON-ABS)	2002-03	BMW-11013F 4			
BMW	1150	R 1150GS (ABS)	1998-03			BMW-11003R	
BMW	1150	R 1150GS (Non ABS)	1998-01	BMW-11012F 4			
BMW	1150	R 1150RS (ABS - Servo)	2000-04	B03-1-108/P 4		BMW-11008R	
BMW	1200	K 1200 LT ABS (Integrated)	1999-03	B03-1-117/P 4		B03-2-104/P	
BMW	1200	K 1200 LT ABS (Integrated)	2004-09	B03-1-109/P 4		B03-2-101/P	
BMW	1200	K 1200 LT ABS (Non Integrated)	1999-03	B03-1-116/P 4		B03-2-103/P	
BMW	1300	K1300 GT (ABS)	2008-10	BMW-13000F 4		BMW-13000R	BMW-13000C
CAGIVA	125	BLUES 125	1991-93	CAG-1001F 1		CAG-1001R	
CAGIVA	125	MITO 125 EVOLUTION	1991-92	CAG-1002F 1		CAG-1002R	
CAGIVA	750	ELEFANT 750	1987-88	CAG-7001F 1		CAG-7001R	
CAGIVA	900	ELEFANT 900 IE	1991-92	CAG-7002F 1		CAG-7002R	
DUCATI	400	M400 MONSTER	1994-01	DUC-4001F 1			
DUCATI	500	SL 500 PANTAH (HI-BAR)	1980	DUC-5001F 3		DUC-5001F	
DUCATI	600	600 SS	1994-96	DUC-6001F 1		DUC-6001R	DUC-6003C

Single numbers in the column FRONT identify number of lines in the kit | FRONT is OEM layout | RACE is 2 lines from Master Cylinder

MANUFACTURER	cc	MODEL	YEAR	FRONT	RACE	REAR	CLUTCH
DUCATI	600	600 SS	1997-98	DUC-6001F 1			DUC-6003C
DUCATI	600	M600 MONSTER	1994-96				DUC-6002C
DUCATI	600	M600 MONSTER	2001	DUC-4001F 1			
DUCATI	600	PANTAH TL	1982-83	D02-1-103/P 3			
DUCATI	620	M620 MONSTER	2002-04		DUC-6006F		
DUCATI	620	M620 S MONSTER	2002-03		DUC-6006F		
DUCATI	696	MONSTER 696	2008-10	DUC-6004F 3	DUC-6005F	DUC-6004R	
DUCATI	696	MONSTER 696	2011			DUC-6004R	
DUCATI	748	748	1995-98		DUC-7010F		
DUCATI	748	748	1999-03		DUC-7011F		
DUCATI	748	748 R	1999-02		DUC-7012F		
DUCATI	748	748 S	1996-99				DUC-7010C
DUCATI	749	749	2004				DUC-7009C
DUCATI	749	749 R	2004				DUC-7009C
DUCATI	749	749 S	2004	DUC-7009F 2		DUC-7009R	DUC-7009C
DUCATI	749	749 S	2005				DUC-7009C
DUCATI	750	750 PASO	1986-88	DUC-7002F 3	DUC-7014F	DUC-7002R	
DUCATI	750	750 SS	1991-93	DUC-7013F 1			
DUCATI	750	750 SS	1994-97		DUC-7001F	DUC-7001R	
DUCATI	750	750 SS	1998		DUC-7006F	DUC-7006R	DUC-7006C
DUCATI	750	750 SS	2000			DUC-9011R	DUC-7008C
DUCATI	750	750 SS	2001-02		DUC-9011F	DUC-9011R	DUC-7008C
DUCATI	750	M750 MONSTER	1996-98	DUC-7004F 3		DUC-7004R	DUC-7004C
DUCATI	848	848	2008-10	DUC-8004F 2	DUC-8005F		DUC-10008C
DUCATI	848	848 EVO	2011-13	DUC-10008F 2	DUC-10007F		DUC-10008C
DUCATI	851	888 SP3	1991			DUC-8001R	
DUCATI	888	888 SP4	1992		DUC-8001F	DUC-8002R	DUC-8001C
DUCATI	888	888 SP5	1993		DUC-8001F	DUC-8003R	DUC-8001C
DUCATI	900	900 SS	1976-82	DUC-9001F 3		DUC-9001R	
DUCATI	900	900 SS	1993		DUC-9022F	DUC-9022R	DUC-9022C
DUCATI	900	900 SS	1996		DUC-9003F	DUC-9003R	
DUCATI	900	900 SS	1998		DUC-9010F	DUC-9010R	DUC-9010C
DUCATI	900	900 SS	2000			DUC-9011R	DUC-7008C
DUCATI	900	900 SS	2001-02		DUC-9011F	DUC-9011R	DUC-7008C
DUCATI	900	M900 MONSTER	1993-99		DUC-9014F		
DUCATI	900	SD DARMAH (HI-BAR)	1977	DUC-9005F 3		DUC-9005R	
DUCATI	906	906 PASO	1989-90	DUC-9006F 3	DUC-9012F	DUC-9006R	
DUCATI	907	907 I.E	1991-92		DUC-9013F	DUC-9013R	
DUCATI	916	916	1994-97		DUC-9016F	DUC-9016R	
DUCATI	916	916	1998	DUC-9009F 3		DUC-9009R	DUC-9009C
DUCATI	916	916 SENNA	1995-98	DUC-9007F 3		DUC-9007R	DUC-9007C
DUCATI	916	ST4	1999-03		DUC-9017F		DUC-9009C
DUCATI	944	ST2	1997-01		DUC-9017F		DUC-9008C
DUCATI	944	ST2	2002-03		DUC-9017F		DUC-9009C
DUCATI	996	996 BIPOSTO	1999		DUC-10001F		

Single numbers in the column FRONT identify number of lines in the kit | FRONT is OEM layout | RACE is 2 lines from Master Cylinder

MANUFACTURER	cc	MODEL	YEAR	FRONT	RACE	REAR	CLUTCH	
DUCATI	996	996 BIPOSTO	2000			DUC-10001R	DUC-9019C	
DUCATI	996	996 BIPOSTO	2001			DUC-10001R		
DUCATI	996	996 MONOPOSTO	2000			DUC-10001R	DUC-9019C	
DUCATI	996	996 R	2001		DUC-9018F	DUC-10001R		
DUCATI	996	996 S	2000			DUC-10001R	DUC-9019C	
DUCATI	996	996 S	2001			DUC-10001R		
DUCATI	996	MONSTER S4	2001-03		DUC-10002F	DUC-10002R		
DUCATI	996	MONSTER S4R	2004		DUC-10002F			
DUCATI	996	ST4 S	2002-03		DUC-10003F	DUC-10003R	DUC-9009C	
DUCATI	996	ST4 S	2004			DUC-10003R		
DUCATI	998	998	2002-03		DUC-10005F	DUC-10001R	DUC-9020C	
DUCATI	998	998 S	2002			DUC-10001R	DUC-9020C	
DUCATI	999	999	2003-06	DUC-10004F	2		DUC-10004R	DUC-10004C
DUCATI	999	999 R	2004		DUC-10006F	DUC-10006R	DUC-10004C	
DUCATI	999	999 S	2003-04	DUC-10004F	2		DUC-10004R	DUC-10004C
DUCATI	999	999 S	2005				DUC-10004C	
DUCATI	999	999 S	2006			DUC-10006R		
DUCATI	1098	1098	2007	DUC-10008F	2	DUC-10007F		
DUCATI	1098	1098	2008	DUC-10008F	2	DUC-10007F	DUC-10008C	
DUCATI	1098	1098 R	2008-09	DUC-10008F	2	DUC-10007F	DUC-10008C	
DUCATI	1098	1098 R BAYLISS	2009	DUC-10008F	2	DUC-10007F	DUC-10008C	
DUCATI	1098	1098 S	2007	DUC-10008F	2	DUC-10007F		
DUCATI	1098	1098 S	2008	DUC-10008F	2	DUC-10007F	DUC-10008C	
DUCATI	1098	1098 S TRICOLORE	2007	DUC-10008F	2	DUC-10007F		
DUCATI	1098	1098 S TRICOLORE	2008	DUC-10008F	2	DUC-10007F	DUC-10008C	
DUCATI	1100	1100 HYPERMOTARD	2008-12			DUC-11000R	DUC-11000C	
DUCATI	1100	1100 HYPERMOTARD EVO	2010-12			DUC-11000R	DUC-11000C	
DUCATI	1100	1100 HYPERMOTARD EVO SP	2010-12			DUC-11000R	DUC-11000C	
DUCATI	1100	1100 HYPERMOTARD S	2008-09		DUC-11000F	DUC-11000R	DUC-11000C	
DUCATI	1198	1198	2009-10	DUC-10008F	2	DUC-10007F	DUC-10008C	
DUCATI	1198	1198 R CORSE	2010	DUC-10008F	2	DUC-10007F	DUC-10008C	
DUCATI	1198	1198 S	2009-10	DUC-10008F	2	DUC-10007F	DUC-10008C	
DUCATI	1198	1198 S CORSE	2010	DUC-10008F	2	DUC-10007F	DUC-10008C	
HARLEY DAVIDSON	883	HUGGER	1987-95	HAR-8002FS	1			
HARLEY DAVIDSON	883	HUGGER	1996-98	HAR-8003FS	1			
HARLEY DAVIDSON	883	XLH DELUX	1987-91	HAR-8002FS	1			
HARLEY DAVIDSON	883	XLH DELUX	1992-95	HAR-8003FS	1			
HARLEY DAVIDSON	883	XLH SPORTSTER	1986-00	HAR-8001FS				
HARLEY DAVIDSON	1200	SORTSTER SPORT	1999		HAR-12003FS			
HARLEY DAVIDSON	1200	SPORTSTER	1996-00	HAR-12002FS	1			
HARLEY DAVIDSON	1200	XLH 1200	1988-95	HAR-12001FS	1			
HARLEY DAVIDSON	1340	BAD BOY	1995-98	HAR-13005FS	1			
HARLEY DAVIDSON	1340	FLST / FLSTC	1986-98	HAR-13002FS	1			
HARLEY DAVIDSON	1340	FLSTF/ FXRS	1988-94	HAR-13002FS	1			
HARLEY DAVIDSON	1340	FX/R/RS/RDG/RC	1984-87	HAR-13001FS	1			

Single numbers in the column FRONT identify number of lines in the kit | FRONT is OEM layout | RACE is 2 lines from Master Cylinder

MANUFACTURER	cc	MODEL	YEAR	FRONT	RACE	REAR	CLUTCH
HARLEY DAVIDSON	1340	FXLR	1987-94	HAR-13002FS 1			
HARLEY DAVIDSON	1340	FXR / FXRS	1988-94	HAR-13001FS 1			
HARLEY DAVIDSON	1340	FXR/P Lowerider Sport	1999		HAR-13006FS		
HARLEY DAVIDSON	1340	FXRT	1984	HAR-13001FS 1			
HARLEY DAVIDSON	1340	FXST / FXSTC Softail	1984	HAR-13004FS 1			
HARLEY DAVIDSON	1340	FXSTS Softail	1988-98	HAR-13005FS 1			
HARLEY DAVIDSON	1340	FXWG Wide Glide	1984-86	HAR-13003FS 1			
HARLEY DAVIDSON	1340	NIGHTRAIN	1998	HAR-13005FS 1			
HARLEY DAVIDSON	1450	FXDL DYNA Lowerider C1402	2000		HAR-14001FS		
HONDA	50	CB 50 SPORT	1998	HON-1000F 1		HON-1000R	
HONDA	80	MBX 80	1983-86	HON-1001F 3			
HONDA	125	CA 125 Rebel	1995-99	HON-1002F 1			
HONDA	125	CB 125 RS		HON-1003F 1			
HONDA	125	CB 125 T SUPER DREAM		HON-1004F 1			
HONDA	125	CBF 125	2009-13	HON-1019F 1			
HONDA	125	CBR 125	2007	HON-1015F 1			
HONDA	125	CBR 125 R	2004-06	HON-1016F 1		HON-1016R	
HONDA	125	CBR 125 R	2011-16	HON-1018F 1		HON-1018R	
HONDA	125	CBR 125 RS	2005-06	HON-1016F 1		HON-1016R	
HONDA	125	CBR 125 RW	2005-10	HON-1016F 1		HON-1016R	
HONDA	125	CG 125	1998-00	H02-1-100			
HONDA	125	CG 125 M	2001	H02-1-100			
HONDA	125	GROM/MSX 125 (ABS)	2018-20			HON-1021R	
HONDA	125	GROM/MSX 125 (NON-ABS)	2013-20	HON-1021F 1		HON-1021R	
HONDA	125	MBX 125	1986	HON-1005F 1			
HONDA	125	MTX 125		HON-1014F 1			
HONDA	125	NS 125		HON-1006F 1			
HONDA	125	NSR 125	1995-99	HON-1008F 1		HON-1008R	
HONDA	125	RS 125	1990	HON-1009F 1			
HONDA	125	RS 125 R	1995-97	HON-1010F 1			
HONDA	125	RS 125 W			HON-1011F	HON-1011R	
HONDA	125	XL 125 RT		HON-1012F 1			
HONDA	125	XL 125 VARADERO	2010-13	HON-1020F 1		HON-1020R	
HONDA	250	CB 250	1995-97	HON-2001F 1			
HONDA	250	CB 250 N SUPER DREAM		HON-2003F 1			
HONDA	250	CB 250 NA/NB		HON-2007F 1			
HONDA	250	CB 250 RS		HON-2002F 1			
HONDA	250	CB 250 RSA		HON-2008F 1			
HONDA	250	CB 250 T CUSTOM		HON-2004F 1			
HONDA	250	CBR 250 RR	1988-89	HON-2009F 1			
HONDA	250	CBR 250 RR MC22	1990-99		HON-2010F	HON-2010R	
HONDA	250	CBX 250 RSE	1984-86	HON-2011F 1			
HONDA	250	CM 250 T CUSTOM	1982-84	HON-2012F 1			
HONDA	250	NSR 250 MC18/21	1987-93		HON-2013F		
HONDA	250	NSR 250 R6K	1989			HON-2013R	

Single numbers in the column FRONT identify number of lines in the kit | FRONT is OEM layout | RACE is 2 lines from Master Cylinder

MANUFACTURER	cc	MODEL	YEAR	FRONT	RACE	REAR	CLUTCH
HONDA	250	RS 250 R	1993-99		HON-2006F	HON-2006R	
HONDA	250	VT 250 F	1986	HON-2005F 1			
HONDA	350	CB 350 S	1986-90	HON-3001F 3	HON-3002F		
HONDA	400	BROS 400 IMPORT	1998	HON-4009F 1			
HONDA	400	CB 400 G		HON-4001F 3			
HONDA	400	CB 400 N SUPER DREAM		HON-4002F 3	HON-4011F		
HONDA	400	CB 400 SUPER 4 IMPORT	1998		HON-4008F	HON-4008R	
HONDA	400	CB 400 T	1977	HON-4010F 1			
HONDA	400	CBI 400/4 IMPORT	1997-98	HON-4007F 1		HON-4007R	
HONDA	400	CBR 400 RR NC23	1988-89		HON-4003F	HON-4003R	
HONDA	400	CBR 400 RR NC29	1990-94		HON-4012F	HON-4012R	
HONDA	400	NS 400 R	1985-87		HON-4013F		
HONDA	400	NS 400 R	1986	HON-4004F 3		HON-4004R	
HONDA	400	NT BROS 400	1988-95	HON-4019F 1		HON-4019R	
HONDA	400	RVF 400 (NC45) IMPORT	1997-98		HON-4006F	HON-4006R	
HONDA	400	RVF 400 R NC35	1994-96		HON-4014F	HON-4014R	
HONDA	400	VF 400 F	1983	HON-4015F 1		HON-4015R	
HONDA	400	VFR 400 R NC21			HON-4005F	HON-4005R	HON-4005C
HONDA	400	VFR 400 R NC24	1987-89		HON-4016F	HON-4016R	
HONDA	400	VFR 400 RR NC30	1990-91		HON-4017F	HON-4017R	
HONDA	450	CB 450 DX	1989-92		HON-4018F	HON-4018R	
HONDA	500	CB 500	1994-97	HON-5001F			
HONDA	500	CB 500	1998-03	HON-5014F 1		HON-5014R	
HONDA	500	CB 500 CUP	1994-97	HON-5001F 1		HON-5001R	
HONDA	500	CX 500 A		HON-5002F 3			
HONDA	500	CX 500 B		HON-5013F 3			
HONDA	500	CX 500 C CUSTOM		HON-5006F 3	HON-5017F		
HONDA	500	CX 500 EURO SPORT		HON-5003F 3	HON-5015F	HON-5003R	
HONDA	500	CX 500 TURBO		HON-5004F 3	HON-5016F	HON-5004R	
HONDA	500	CX 500 TURBO ALTERNATIVE		HON-5005F 3		HON-5004R	
HONDA	500	FT 500	1986	HON-5007F		HON-5007R	
HONDA	500	FT 500	1987	HON-5007F 1			
HONDA	500	GL 500 SILVER WING	1987	HON-5008F 3			
HONDA	500	VF 500 F2	1984-85		HON-5018F		
HONDA	500	VF 500 F2	1986	HON-5009F 3	HON-5018F	HON-5009R	
HONDA	500	VT 500E	1986	HON-5010F 1			
HONDA	500	XBR 500	1985-87	HON-5011F 1			
HONDA	500	XBR 500 S	1986-89	HON-5011F			
HONDA	550	CBS 550 SC NIGHTHAWK	1982	HON-5019F 1		HON-5019R	
HONDA	550	CBX 550 F	1982-84		HON-5020F		
HONDA	550	CBX 550 F2	1987	HON-5012F 3		HON-5012R	
HONDA	600	CB 600 F HORNET	1998-00	HON-6014F 3	HON-6018F	HON-6014R	
HONDA	600	CB 600 F HORNET	2009	HON-6044F 3		HON-6044R	
HONDA	600	CB 600 F HORNETUSD Forks	2006	HON-6025F 2	HON-6026F	HON-6025R	
HONDA	600	CB 600 F/S HORNET	2001-03		HON-6017F	HON-6017R	

Single numbers in the column FRONT identify number of lines in the kit | FRONT is OEM layout | RACE is 2 lines from Master Cylinder

MANUFACTURER	cc	MODEL	YEAR	FRONT	RACE	REAR	CLUTCH
HONDA	600	CB 600 S / FW	1998-00	HON-6014F 3	HON-6018F	HON-6014R	
HONDA	600	CBR 600 F	1987-90	HON-6001F 3	HON-6040F	HON-6001R	
HONDA	600	CBR 600 F	1988-90		HON-6040F		
HONDA	600	CBR 600 F	1995-98		HON-6002F	HON-6002R	
HONDA	600	CBR 600 F	1999-06	HON-6024F 2	HON-6023F	HON-6023R	
HONDA	600	CBR 600 F SPORT	1999-04	HON-6041F 1			
HONDA	600	CBR 600 FM-FR	1991-94		HON-6003F	HON-6003R	
HONDA	600	CBR 600 RR	2003-04	HON-6019F 2	HON-6016F	HON-6016R	
HONDA	600	CBR 600 RR	2005-06	HON-6021F 2	HON-6020F	HON-6019R	
HONDA	600	CBR 600 RR	2007-08	HON-6043F 2	HON-6042F	HON-6042R	
HONDA	600	CBR 600 RR	2009-12	HON-6045F 3		HON-6042R	
HONDA	600	CBR 600 RR	2013-20			HON-6042R	
HONDA	600	NT BROS 600	1988-95	HON-6029F 1		HON-6029R	
HONDA	600	NTV 600	1988-91	HON-6027F 1		HON-6027R	
HONDA	600	VT 600 CUSTOM	1995-97	HON-6006F 1			
HONDA	600	VT 600 SHADOW	1992-98	HON-6033F 1			
HONDA	600	XL 600 LMF	1985	HON-6031F 1			
HONDA	600	XL 600 V TRANSALP	1995	HON-6005F 1		HON-6005R	
HONDA	600	XL 600 V TRANSALP	1997-99		HON-6032F	HON-6032R	
HONDA	650	CB 650	1979-81		HON-6034F		
HONDA	650	CB 650 NIGHTHAWK	1982	HON-6007F 3	HON-6035F		
HONDA	650	CX 650 E	1986	HON-6009F 3		HON-6009R	
HONDA	650	CX 650 E EUROSPORT	1986		HON-6037F		
HONDA	650	CX 650 TURBO	1983	HON-6008F 3	HON-6036F	HON-6008R	
HONDA	650	FX 650 'VIGOR'	1999-00	HON-6046F 2			
HONDA	650	NT BROS 650	1988-95	HON-6030F 1		HON-6030R	
HONDA	650	NTV 650	1995-97	HON-6011F 1			
HONDA	650	NTV 650 DEAUVILLE	1998-01	HON-6015F 2	HON-6028F	HON-6015R	
HONDA	650	NX 650 DOMINATOR	1995-97	HON-6010F 1		HON-6010R	
HONDA	650	SLR 650	1997	HON-6012F 1		HON-6012R	
HONDA	650	XL 650 V TRANSALP	2000-06		2 HON-6039F	HON-6039R	
HONDA	700	NC 700 S (ABS)	2012-13	HON-7025F 3			
HONDA	750	AFRICA TWIN	1990-92		HON-7023F		
HONDA	750	AFRICA TWIN	1993-1998	HON-7001F	HON-7023F	HON-7001R	
HONDA	750	AFRICA TWIN	1999-00		HON-7023F	HON-7023R	
HONDA	750	CB 750	1992-98	HON-7002F 3		HON-7002R	
HONDA	750	CB 750 F	1979	HON-7005F 3	HON-7019F	HON-7005R	
HONDA	750	CB 750 F	1980	HON-7003F 3			
HONDA	750	CB 750 F2 & F3	1977-78	HON-7017F 3			
HONDA	750	CBX 750	1984	HON-7006F 3	HON-7020F	HON-7006R	
HONDA	750	CBX 750	1985-86		HON-7020F		
HONDA	750	RVF 750R RC45	1994-95		HON-7018F	HON-7018R	HON-7018C
HONDA	750	VF 750 C	1994-98	HON-7008F 1			
HONDA	750	VF 750 F	1983-85	HON-7009F 3		HON-7009R	HON-7009C
HONDA	750	VFR 750	1994-97		HON-7011F	HON-7011R	

Single numbers in the column FRONT identify number of lines in the kit | FRONT is OEM layout | RACE is 2 lines from Master Cylinder

MANUFACTURER	cc	MODEL	YEAR	FRONT	RACE	REAR	CLUTCH
HONDA	750	VFR 750 F	1986	HON-7013F 3	HON-7012F	HON-7012R	HON-7012C
HONDA	750	VFR 750 F	1989	HON-7014F 3		HON-7014R	HON-7014C
HONDA	750	VFR 750 F	1990-93	HON-7015F 3		HON-7015R	HON-7015C
HONDA	750	VFR 750 F	1994-97		HON-7010F	HON-7010R	
HONDA	750	VFR 750R RC30	1988-90		HON-7007F	HON-7007R	HON-7007C
HONDA	750	VT 750 CD SHADOW DELUXE	1998-99				
HONDA	750	VT 750 SHADOW ACE	1997-99	HON-7021F 1			
HONDA	750	VT 750 SHADOW AERO	2008-20	HON-7024F 1			
HONDA	750	XLV 750	1984-87	HON-7022F 1			
HONDA	800	VFR 800 (ABS)	2002-13				HON-8002C
HONDA	800	VFR 800 (NON-ABS)	2002-13				HON-8002C
HONDA	800	VFR 800 F	2016-20				HON-8001C
HONDA	800	VFR 800 F (ABS)	2014-15	HON-8001F 3			HON-8001C
HONDA	900	CB 900 F	1980-82	HON-9001F 3		HON-9001R	
HONDA	900	CB 900 F HORNET	2002-07		HON-9006F	HON-9006R	
HONDA	900	CBR 900 FIREBLADE	1992-99	HON-9002F 3	HON-9003F	HON-9002R	
HONDA	900	CBR 900 FIREBLADE	2001-02		HON-9005F	HON-9005R	
HONDA	1000	CB 1000	1993-96	HON-10001F 3	HON-10019F	HON-10001R	
HONDA	1000	CB 1000 R (ABS)	2008-12	HON-10034F 4		HON-10034R	
HONDA	1000	CB 1000 R (ABS)	2013-14			HON-10034R	
HONDA	1000	CB 1000 R (Non ABS)	2008-10	HON-10031F 2	HON-10030F	HON-10030R	
HONDA	1000	CB 1000 R (Non ABS)	2011-16		2 HON-10030F	HON-10030R	
HONDA	1000	CBF 1000 (Non ABS)	2006-10	HON-10016F 2	HON-10017F	HON-10016R	HON-10016C
HONDA	1000	CBF 1000A (Combined ABS)	2006-10	HON-10029F		HON-10029R	HON-10016C
HONDA	1000	CBR 1000 F	1987-88		HON-10020F		HON-10003C
HONDA	1000	CBR 1000 F	1989		HON-10020F	HON-10003R	HON-10003C
HONDA	1000	CBR 1000 F	1990-92	HON-10003F 3	HON-10021F	HON-10003R	HON-10003C
HONDA	1000	CBR 1000 F	1993-97	HON-10037F 2	HON-10036F	HON-10037R	
HONDA	1000	CBR 1000 RR (ABS)	2009-13	HON-10035F 4			
HONDA	1000	CBR 1000 RR (Non ABS) (4 LINE FRONT)	2008-13	HON-10033F 4			
HONDA	1000	CBR 1000 RR (NON-ABS)	2014-16			HON-10027R	
HONDA	1000	CBR 1000 RR FIREBLADE	2004-05	HON-10015F 2	HON-10014F	HON-10014R	HON-10013C
HONDA	1000	CBR 1000 RR FIREBLADE	2006-07	HON-10015F 2	HON-10014F	HON-10015R	HON-10013C
HONDA	1000	CBR 1000 RR FIREBLADE (Non ABS)	2008-13	HON-10027F 2	HON-10028F	HON-10027R	
HONDA	1000	CBX 1000	1978	HON-10032F 3			
HONDA	1000	CBX 1000	1979	HON-10032F	HON-10018F	HON-10018R	
HONDA	1000	CBX 1000	1980-81		HON-10018F	HON-10018R	
HONDA	1000	GL 1000 K GOLDWING	1977-78	HON-10004F 3		HON-10004R	
HONDA	1000	GL 1000 K GOLDWING	1979		HON-10022F	HON-10004R	
HONDA	1000	VF 1000 F2 BOL D'OR	1985	HON-10006F 3		HON-10006R	
HONDA	1000	VF 1000 FE	1984	HON-10007F 3	HON-10025F	HON-10007R	
HONDA	1000	VF 1000 R	1985-86	HON-10005F 3		HON-10005R	HON-10005C
HONDA	1000	VTR 1000 F FIRESTORM	1997-98		HON-10008F	HON-10009R	HON-10009C
HONDA	1000	VTR 1000 F FIRESTORM	1999-04		HON-10012F	HON-10012R	HON-10009C
HONDA	1000	VTR 1000 F FIRESTORM	2005-06			HON-10012R	HON-10009C

Single numbers in the column FRONT identify number of lines in the kit | FRONT is OEM layout | RACE is 2 lines from Master Cylinder

MANUFACTURER	cc	MODEL	YEAR	FRONT	RACE	REAR	CLUTCH
HONDA	1000	VTR 1000 SP	2000-01		HON-10011F	HON-10011R	HON-10011C
HONDA	1000	VTR 1000 SP	2002-06				HON-10011C
HONDA	1100	CB 1100 R	1982-83		HON-10026F	HON-10026R	
HONDA	1100	CBR 1100 XX BLACKBIRD	2000-06				HON-11004C
HONDA	1100	GL 1100 DC DELUXE	1982		HON-10024F		
HONDA	1100	GL 1100 GOLDWING	1980-81	HON-11003F	3	HON-10023F	HON-10023R
HONDA	1100	GL 1100 GOLDWING	1982-83		HON-10023F		
HONDA	1100	ST 1100 (ABS)	1992-94				HON-11001C
HONDA	1100	ST 1100 (Non ABS)	1990-94				HON-11001C
HONDA	1100	ST 1100 (Non ABS)	1995-98	HON-11002F	3	HON-11001F	
HONDA	1100	VT 1100 C2 (ACE)	1999			HON-11005R	
HONDA	1100	VT 1100 C2 (SABRE)	2000-07	HON-11005F	1		HON-11005R
HONDA	1100	VT 1100 T (ACE TOURER)	1999-01			HON-11005R	
HONDA	1200	VFR 1200 XC 'Crosstourer' ABS	2012-14	HON-12001F	5		HON-12001R
HONDA	1300	VT 1300 CX (NON-ABS)	2010-19	HON-13008F	1		
HONDA	1500	GL 1500 F6C VALKYRIE	1996-02	HON-15002F	3	HON-15001F	
KAWASAKI	50	AR 50	Up to 1997	KAW-1001F	1		
KAWASAKI	80	AR 80	Up to 1997	KAW-1002F	1		
KAWASAKI	100	KH 100 EX	1984-93	KAW-1007F	1		
KAWASAKI	125	AR 125	1986	KAW-1003F	1		
KAWASAKI	125	BN 125	1998	KAW-1006F	1		
KAWASAKI	125	GP 125		KAW-1004F	1		
KAWASAKI	125	KDX 125/200 E1	1986-02	KAW-1008F	1		KAW-1008R
KAWASAKI	125	KH 125	1996-97	KAW-1005F	1		
KAWASAKI	125	KMX 125/250	1986-02	KAW-1009F	1		KAW-1009R
KAWASAKI	250	250R 'Ninja'	1988-07	KAW-2008F	1		KAW-2008R
KAWASAKI	250	250R 'Ninja'	2008-12	KAW-2010F	1		KAW-2010R
KAWASAKI	250	EL 250	1995-97	KAW-2001F	1		
KAWASAKI	250	ER 250 SCORPION	1990-94	KAW-2007F	1		
KAWASAKI	250	GPX 250 R	1988-96	KAW-2008F	1		KAW-2008R
KAWASAKI	250	KLR 250	1984-01	KAW-2009F	1	KAW-2012F	
KAWASAKI	250	KR1/S	1989-92	KAW-2002F	3	KAW-2003F	KAW-2002R
KAWASAKI	250	Ninja 250SL	2015-17	KAW-2011F	1		KAW-2011R
KAWASAKI	250	Z 250 A1/2/3		KAW-2004F	1		KAW-2004R
KAWASAKI	250	Z 250 SCORPION	1985-86	KAW-2005F	1		
KAWASAKI	250	ZZR 250	1990-07	KAW-2006F	1		KAW-2006R
KAWASAKI	300	EX300 "Ninja" (ABS)	2013-14	KAW-3004F	1		KAW-3004R
KAWASAKI	300	EX300 "Ninja" (non-ABS)	2013-14	KAW-3003F	2		KAW-3003R
KAWASAKI	305	GPZ 305	1983-96		KAW-3002F		
KAWASAKI	305	GPZ 305	1985-86	KAW-3001F	3		
KAWASAKI	400	Z 400 J-J3		KAW-4001F	3		
KAWASAKI	400	ZXR 400	1990	KAW-4002F			KAW-4002R
KAWASAKI	400	ZXR 400	1991-98	KAW-4003F	KAW-4007F		KAW-4003R
KAWASAKI	400	ZXR 400	1999	KAW-4012F	KAW-4006F		KAW-4006R
KAWASAKI	400	ZZR 400	1990	KAW-4008F	3		KAW-4008R

Single numbers in the column FRONT identify number of lines in the kit | FRONT is OEM layout | RACE is 2 lines from Master Cylinder

MANUFACTURER	cc	MODEL	YEAR	FRONT	RACE	REAR	CLUTCH
KAWASAKI	440	Z 440 C1-C2	1980-82	KAW-4009F 1			
KAWASAKI	440	Z 440 D4-D6	1982-85	KAW-4004F 1			
KAWASAKI	440	Z 440 H1-H2	1982-83	KAW-4011F 1			
KAWASAKI	440	Z 440 LTD	1980-83	KAW-4004F 1			
KAWASAKI	450	Z 450 LTD	1985-90	KAW-4005F 1			
KAWASAKI	500	EN 500	1996-97	KAW-5001F 1			
KAWASAKI	500	EN 500 B1		KAW-5002F 1			
KAWASAKI	500	ER-5	1997-06	KAW-5010F 1			
KAWASAKI	500	GPZ 500S	1993-02			KAW-5003R	
KAWASAKI	500	GPZ 500S	1994-97	KAW-5003F 1			
KAWASAKI	500	KH 500	1985	KAW-5011F 3			
KAWASAKI	500	KLE 500	1991-07	KAW-5004F 1			
KAWASAKI	500	NINJA 500R/GPZ-500S	1994-09	KAW-5003F 1		KAW-5003R	
KAWASAKI	500	Z 500		KAW-5005F 3		KAW-5005R	
KAWASAKI	550	GPZ 550 ZX	1986	KAW-5007F 5		KAW-5007R	
KAWASAKI	550	GT 550	1983-01		KAW-5015F		
KAWASAKI	550	GT 550	1992-97	KAW-5009F 3			
KAWASAKI	550	GT 550 G1-G9	1983-91	KAW-5008F 3			
KAWASAKI	550	Z 550 D1 (GPZ)	1981		KAW-5017F	KAW-5017R	
KAWASAKI	550	Z 550 GPZ UNITRAK	1982-83		KAW-5018F	KAW-5018R	
KAWASAKI	550	Z 550 LTD	1980-83		KAW-5016F		
KAWASAKI	550	ZEPHYR 550	1995-97	KAW-5006F 3		KAW-5006R	
KAWASAKI	550	ZR 550 ZEPHYR	1991-98		KAW-5014F		
KAWASAKI	550	ZR550 / Z550F	1982-87		KAW-5019F		
KAWASAKI	600	EL 600 ELIMINATOR	1995-97	KAW-6001F 1			
KAWASAKI	600	GPX 600 R	1988-96		KAW-6021F	KAW-6021R	
KAWASAKI	600	GPZ 600 R	1985-89	KAW-6002F 5		KAW-6002R	
KAWASAKI	600	KLR 600	1984-90	KAW-6022F 1			
KAWASAKI	600	ZX600 (NINJA ZX-6RR)	2005-06			KAW-6014R	
KAWASAKI	600	ZX-6R	1994-97		KAW-6008F	KAW-6008R	
KAWASAKI	600	ZX-6R	1998	KAW-6011F 3	KAW-6008F	KAW-6008R	
KAWASAKI	600	ZX-6R	1999-00	KAW-6004F 3	KAW-6008F	KAW-6008R	
KAWASAKI	600	ZX-6R	2001-03		KAW-6012F	KAW-6012R	
KAWASAKI	600	ZX-6R	2004	KAW-6013F 2		KAW-6013R	
KAWASAKI	600	ZX-6R	2005-06	KAW-6014F 2	KAW-6015F	KAW-6014R	
KAWASAKI	600	ZX-6R	2007-08	KAW-6028F	KAW-6029F	KAW-6028R	
KAWASAKI	600	ZX-6R	2009-12	KAW-6028F 2	KAW-6029F	KAW-6032R	
KAWASAKI	600	ZX-6R (ABS)	2013-20	KAW-6042F 5		KAW-6042R	
KAWASAKI	600	ZZR 600 D1-D4	1990-93	KAW-6005F 3	KAW-6023F	KAW-6005R	
KAWASAKI	600	ZZR 600 E1-E11	1993-03	KAW-6006F 3	KAW-6023F	KAW-6006R	
KAWASAKI	600	ZZR 600 J4-J8F	2005-08	KAW-6016F 3	KAW-6018F	KAW-6016R	
KAWASAKI	650	650 VERSYS (NON-ABS)	2011-14	KAW-6038F 2	KAW-6039F	KAW-6038R	
KAWASAKI	650	ER-6F/ER-6N (Non ABS)	2006-09	KAW-6019F 2	KAW-6020F	KAW-6019R	
KAWASAKI	650	ER-6F/ER-6N (Non ABS)	2009-11	KAW-6036F 2	KAW-6037F	KAW-6036R	
KAWASAKI	650	ER-6F/ER-6N (Non ABS)	2012-16	KAW-6033F 2	KAW-6035F	KAW-6033R	

Single numbers in the column FRONT identify number of lines in the kit | FRONT is OEM layout | RACE is 2 lines from Master Cylinder

MANUFACTURER	cc	MODEL	YEAR	FRONT	RACE	REAR	CLUTCH
KAWASAKI	650	KLR 650	1987-94	KAW-6025F 1		KAW-6025R	
KAWASAKI	650	KLR 650	1995-07	KAW-6030F 1		KAW-6030R	
KAWASAKI	650	KLR 650	2008-18	KAW-6031F 1		KAW-6031R	
KAWASAKI	650	KLX 650	1993-96	KAW-6024F 1		KAW-6024R	
KAWASAKI	650	VERSYS 650	2007-10	KAW-6027F 2	KAW-6040F	KAW-6027R	
KAWASAKI	650	W650 (EJ650)	1999-02	KAW-6041F 1			
KAWASAKI	650	Z 650	1978-79	KAW-6009F 2			
KAWASAKI	650	Z 650 (Single Hose Conversion)	1978-79	KAW-6010F 1			
KAWASAKI	650	Z 650 C	1977-79	KAW-6007F 3		KAW-6007R	
KAWASAKI	650	Z 650 F	1980		KAW-6026F		
KAWASAKI	750	GPX 750 R	1987-90	KAW-7001F 3	KAW-7021F	KAW-7001R	KAW-7001C
KAWASAKI	750	GPZ 750	1983	KAW-7002F 5		KAW-7002R	
KAWASAKI	750	GPZ 750	1984-85	KAW-7004F 5		KAW-7002R	
KAWASAKI	750	GPZ 750 R1-R2	1982-83	KAW-7003F 3	KAW-7023F	KAW-7003R	
KAWASAKI	750	GPZ 750 TURBO	1984-85	KAW-7004F 5		KAW-7002R	
KAWASAKI	750	GT 750	1984-86	KAW-7016F	KAW-7022F	KAW-7016R	
KAWASAKI	750	GT 750	1992-94	KAW-7014F	KAW-7022F	KAW-7022R	
KAWASAKI	750	Z 750	2007-08	KAW-7029F 2	KAW-7028F	KAW-7028R	
KAWASAKI	750	Z 750 (S)	2004-06	KAW-7020F 2		KAW-7020R	
KAWASAKI	750	Z 750 R1 (GPZ)	1982		KAW-7023F	KAW-7023R	
KAWASAKI	750	ZR 7	1999-03	KAW-7017F	KAW-7018F	KAW-7018R	
KAWASAKI	750	ZR 750 ZEPHYR	1991-99	KAW-7005F 3	KAW-7024F	KAW-7005R	
KAWASAKI	750	ZR 7S	2001-05	KAW-7017F 3	KAW-7018F	KAW-7018R	
KAWASAKI	750	ZX-7R	1996-03	KAW-7019F	KAW-7007F	KAW-7019R	KAW-7019C
KAWASAKI	750	ZXR 750	1989	KAW-7008F	KAW-7026F		KAW-7008C
KAWASAKI	750	ZXR 750	1990	KAW-7008F 3	KAW-7026F	KAW-7008R	KAW-7008C
KAWASAKI	750	ZXR 750	1991-94	KAW-7009F 3	KAW-7015F	KAW-7010R	KAW-7002C
KAWASAKI	750	ZXR 750 R	1991-94	KAW-7009F 3	KAW-7015F	KAW-7010R	
KAWASAKI	800	VN 800 (VULCAN)	1996-05	KAW-8001F 1			
KAWASAKI	800	VULCAN CLASSIC	1996-02	KAW-8008F 1			
KAWASAKI	800	W 800	2011-16	KAW-8007F 1			
KAWASAKI	800	Z 800 B (ABS)	2013-16	KAW-8006F 3		KAW-8006R	
KAWASAKI	800	Z 800 D (ABS)	2013-16	KAW-8006F 3		KAW-8006R	
KAWASAKI	800	Z 800 e (A2, ABS)	2013-16	KAW-8006F 3		KAW-8006R	
KAWASAKI	800	Z800 A (NON-ABS)	2013-16	KAW-8002F 2	KAW-8003F	KAW-8002R	
KAWASAKI	800	Z800 C (NON-ABS)	2013-16	KAW-8004F 2	KAW-8005F	KAW-8002R	
KAWASAKI	900	GPZ 900 R	1990-96		KAW-9008F		
KAWASAKI	900	GPZ 900 R & ZX 900 A1	1984-86	KAW-9001F 5		KAW-9001R	KAW-9001C
KAWASAKI	900	VN 900 (VULCAN CLASSIC)	2006-11	KAW-9010F 1		KAW-9010R	
KAWASAKI	900	ZX-9R	1994-97	KAW-9002F 3	KAW-9009F	KAW-9002R	KAW-9002C
KAWASAKI	900	ZX-9R	1998	KAW-9003F 3	KAW-9005F	KAW-9003R	
KAWASAKI	900	ZX-9R	1999-00	KAW-9004F 3	KAW-9005F	KAW-9004R	
KAWASAKI	900	ZX-9R	2001-02		KAW-9006F	KAW-9006R	
KAWASAKI	900	ZX-9R	2003-04		KAW-9007F	KAW-9007R	
KAWASAKI	1000	EL 1000 ELIMINATOR	1987	KAW-10001F 3			

Single numbers in the column FRONT identify number of lines in the kit | FRONT is OEM layout | RACE is 2 lines from Master Cylinder

MANUFACTURER	cc	MODEL	YEAR	FRONT	RACE	REAR	CLUTCH
KAWASAKI	1000	GPZ 1000 RX (ZX1000) A1-A3	1986-1988	KAW-10002F 5	KAW-10014F	KAW-10002R	KAW-10002C
KAWASAKI	1000	GTR 1000	1986	KAW-10003F 3	KAW-10015F	KAW-10003R	
KAWASAKI	1000	GTR 1000	1987-89		KAW-10016F		
KAWASAKI	1000	GTR 1000	1990-99	KAW-10007F 3	KAW-10017F	KAW-10007R	
KAWASAKI	1000	Z 1000	2003-06	KAW-10008F 2		KAW-10008R	
KAWASAKI	1000	Z 1000	2007-09	KAW-10019F 2	KAW-10020F	KAW-10019R	
KAWASAKI	1000	Z 1000	2010		KAW-10025F	KAW-10025R	
KAWASAKI	1000	Z 1000	2011			KAW-10025R	
KAWASAKI	1000	Z 1000 R		KAW-10004F 3		KAW-10004R	
KAWASAKI	1000	ZX 1000	1988-91	KAW-10005F 3	KAW-10018F	KAW-10005R	KAW-10005C
KAWASAKI	1000	ZX-10R	2004-05	KAW-10009F 2	KAW-10010F	KAW-10009R	
KAWASAKI	1000	ZX-10R	2006-07	KAW-10011F 2	KAW-10013F	KAW-10011R	
KAWASAKI	1000	ZX-10R	2008-09	KAW-10021F 2	KAW-10022F	KAW-10021R	
KAWASAKI	1000	ZX-10R	2010	KAW-10021F 2	KAW-10022F		
KAWASAKI	1000	ZX-10R (ABS)	2011-15	KAW-10026F 4			
KAWASAKI	1000	ZX-10R (Non ABS)	2011-15	KAW-10023F 2	KAW-10024F	KAW-10023R	
KAWASAKI	1000	ZX-10R LSL Bars	2006-07	KAW-10012F 2			
KAWASAKI	1100	GPZ 1100 (Non ABS)	1996-97	KAW-11002F 3		KAW-11002R	
KAWASAKI	1100	GPZ 1100 (ZX-1100) A1-A3	1983-1985	KAW-11001F 5		KAW-11001R	
KAWASAKI	1100	GPZ 1100 B2		KAW-11003F 3		KAW-11003R	
KAWASAKI	1100	Z 1100 R1	1984-86	KAW-11016F 3		KAW-11016R	
KAWASAKI	1100	Z 1100 SHAFT HI-BAR	1981-83 (A1-A3)	KAW-11004F 3		KAW-11004R	
KAWASAKI	1100	Z 1100 SHAFT STD-BAR	1981-83 (A1-A3)	KAW-11006F 3		KAW-11004R	
KAWASAKI	1100	ZR 1100 ZEPHYR	1992				KAW-11005C
KAWASAKI	1100	ZR 1100 ZEPHYR	1993-97	KAW-11005F 3	KAW-11012F	KAW-11005R	KAW-11005C
KAWASAKI	1100	ZRX 1100	1997-01		KAW-11013F		
KAWASAKI	1100	ZRX 1100	1997-01	KAW-11011F 3		KAW-11011R	KAW-11011C
KAWASAKI	1100	ZZR 1100 / ZX-11	1990-1993	KAW-11009F 3	KAW-11014F	KAW-11009R	KAW-11009C
KAWASAKI	1100	ZZR 1100 / ZX-11	1993-2001	KAW-11010F 3	KAW-11015F	KAW-11010R	KAW-11010C
KAWASAKI	1200	ZRX 1200	2001			KAW-12002R	KAW-12002C
KAWASAKI	1200	ZRX 1200	2003-04			KAW-12002R	KAW-12002C
KAWASAKI	1200	ZRX 1200 R	2001-03	KAW-11011F 3	KAW-12002F		
KAWASAKI	1200	ZRX 1200 R	2001-06			KAW-12002R	KAW-12002C
KAWASAKI	1200	ZRX 1200 S	2001-03	KAW-11011F 3	KAW-12002F	KAW-12002R	KAW-12002C
KAWASAKI	1200	ZRX 1200 S	2004			KAW-12002R	KAW-12002C
KAWASAKI	1200	ZX-12R	2001-06		KAW-12001F	KAW-12001R	
KAWASAKI	1200	ZZR-1200	2002-05	KAW-12003F 3		KAW-12003R	KAW-12003C
KAWASAKI	1300	ZG 1300	1987-90		KAW-13001F	KAW-13001R	
KAWASAKI	1500	VN 1500 CLASSIC	1990-98	KAW-15001F 1		KAW-15001R	
KAWASAKI	1500	VN 1500 CLASSIC / VULCAN	1988-96	KAW-15004F 1		KAW-15004R	
KAWASAKI	1500	VN 1500 E CLASSIC	1998-99	KAW-15006F 2		KAW-15006R	
KAWASAKI	1500	VN 1500 G	1998	KAW-15002F 3			
KAWASAKI	1500	VN 1500 G NOMAD	1998-99	KAW-15005F 1		KAW-15006R	
KAWASAKI	1500	VN 1500 P MEANSTREAK	2002-03	KAW-15003F 3		KAW-15003R	KAW-15003C
KAWASAKI	1600	VN 1500 MEANSTREAK	2004			KAW-15003R	KAW-15003C

Single numbers in the column FRONT identify number of lines in the kit | FRONT is OEM layout | RACE is 2 lines from Master Cylinder

MANUFACTURER	cc	MODEL	YEAR	FRONT	RACE	REAR	CLUTCH
KAWASAKI	1600	VN 1600 MEANSTREAK	2005-06	KAW-16001F 2		KAW-15003R	KAW-15003C
KAWASAKI	1600	VN 1600 MEANSTREAK	2007-08			KAW-15003R	KAW-15003C
KAWASAKI	1700	VN 1700 Voyager	2009-14			KAW-17001R	
KSR MOTO	125	CODE 125	2013-16	KSR-1001F 1		KSR-1001R	
KSR MOTO	125	GRS 125	2015-16	KSR-1002F 1		KSR-1002R	
KSR MOTO	125	TW 125	2015-16	KSR-1003F 1		KSR-1003R	
KSR MOTO	125	WORX 125	2013-16	KSR-1004F 1		N/A	
KTM	125	RC 125 (ABS)	2014-18	KTM-1001F 2		KTM-1001R	
KTM	200	RC 200 (ABS)	2014	KTM-1001F 2		KTM-1001R	
KTM	250	RC 250	2015-17	KTM-1001F 2		KTM-1001R	
KTM	390	RC 390	2014-18	KTM-1001F 2		KTM-1001R	
KTM	390	RC 390 R	2018	KTM-1001F 2		KTM-1001R	
KTM	640	DUKE 640 MK2	2006	KTM-6001F 1		KTM-6001R	
KTM	690	DUKE III	2008-11			K01-2-017/P	
KTM	690	DUKE R	2010-11			K01-2-017/P	
KTM	990	SUPERDUKE 990	2006	KTM-9002F 2		KTM-9002R	
KTM	990	SUPERDUKE 990	2007-12	KTM-9002F 2		KTM-9002R	KTM-1101C
KTM	1190	RC8 & RC8 R	2008-15		KTM-11001F	K01-2-021/P	KTM-11001C
KTM	1290	Super Duke R	2014-16				KTM-11001C
LAVERDA	750	750 MODELS	1998	LAV-7002F 2		LAV-7002R	LAV-7002C
LAVERDA	750	GHOST MODELS	1998	LAV-7003F 2		LAV-7003R	LAV-7003C
LAVERDA	750	GHOST STRIKE	1998	LAV-7004F 2		LAV-7004R	LAV-7004C
LAVERDA	1000	JOTA MODELS		LAV-7001F 3		LAV-7001R	
MOTO-GUZZI	500	V50 MODELS		GUZ-5001F 2		GUZ-5001R	
MOTO-GUZZI	650	V65GT		GUZ-6001F 2		GUZ-6001R	
MOTO-GUZZI	1100	1100 DAYTONA		GUZ-11002F 3		GUZ-11002R	
MOTO-GUZZI	1100	1100 SPORT		GUZ-11001F 3		GUZ-11001R	
MZ	250	ETZ 250	1982-on	MZ-2001F 1			
MZ	660	660 ROADSTER		MZ-6001F 1		MZ-6001R	
MZ	660	660 SCORPION		MZ-6002F 1		MZ-6002R	
ROYAL ENFIELD	650	CONTINENTAL GT	2018-20	ROY-6001F 2		ROY-6001R	
ROYAL ENFIELD	650	INTERCEPTOR	2018-20	ROY-6001F 2		ROY-6001R	
SUZUKI	50	ZR 50 SLK	1981 & 1988	SUZ-0001F 1			
SUZUKI	100	GP 100 X-ED	1981-86	SUZ-1011F 1			
SUZUKI	125	DR 125	1985-94	SUZ-1012F 1			
SUZUKI	125	GN 125	1995-97	SUZ-1001F 1			
SUZUKI	125	GP 125	1986	SUZ-1002F 1			
SUZUKI	125	GS 125 E	1997	SUZ-1009F 1			
SUZUKI	125	GS 125 S	1985	SUZ-1003F 1			
SUZUKI	125	GS 125 S	1986	SUZ-1004F 1			
SUZUKI	125	GT 125		SUZ-1005F 1			
SUZUKI	125	GZ 125 MARAUDER	1998-11	SUZ-1015F 1			
SUZUKI	125	RG 125	1986	SUZ-1006F 1			
SUZUKI	125	RG 125 F	1995-96	SUZ-1007F 1		SUZ-1007R	
SUZUKI	125	RG 125 LC	1992	SUZ-1010F 1			

Single numbers in the column FRONT identify number of lines in the kit | FRONT is OEM layout | RACE is 2 lines from Master Cylinder

MANUFACTURER	cc	MODEL	YEAR	FRONT	RACE	REAR	CLUTCH
SUZUKI	125	TS 125 R	1990-96	SUZ-1014F 1		SUZ-1014R	
SUZUKI	125	TS 125 X	1985-89	SUZ-1013F 1			
SUZUKI	185	GT 185	1974-77	SUZ-1008F 1			
SUZUKI	200	GT 200 X5	1979-81	SUZ-2013F 1			
SUZUKI	250	GN 250	1987-97	SUZ-2016F 1			
SUZUKI	250	GN 250	1997	SUZ-2011F 1			
SUZUKI	250	GS 250 T	1980-81	SUZ-2014F 1			
SUZUKI	250	GSX 250 EZ	1985	SUZ-2001F 2			
SUZUKI	250	GSX 250 R	1986	SUZ-2002F 1			
SUZUKI	250	GT 250	1974-77	SUZ-2003F 1			
SUZUKI	250	GT 250 X	1980-83	SUZ-2015F 1			
SUZUKI	250	GZ 250 MARAUDER	1999-11	SUZ-1015F 1			
SUZUKI	250	RG 250 F	1985-89		SUZ-2017F		
SUZUKI	250	RG 250 GAMMA	1983	SUZ-2004F 3		SUZ-2004R	
SUZUKI	250	RG 250 R GAMMA	1986-87	SUZ-2005F 5		SUZ-2005R	
SUZUKI	250	RG 250 WE GAMMA	1985	SUZ-2006F 5			
SUZUKI	250	RGV 250		SUZ-2007F 3		SUZ-2007R	
SUZUKI	250	RGV 250	1995-96	SUZ-2008F 3		SUZ-2008R	
SUZUKI	250	RGV 250 M	1991-96	SUZ-2009F 3	SUZ-2010F	SUZ-2010R	
SUZUKI	250	TS 250 X	1985-89	SUZ-2018F 1			
SUZUKI	250	TU 250 X	1998	SUZ-2012F 1			
SUZUKI	350	DR 350 S	1990-94	S01-1-040/P 1		SUZ-3002R	
SUZUKI	350	DR 350 SE	1995-99	SUZ-3003F 1		SUZ-3003R	
SUZUKI	380	GT 380	1974-77	SUZ-2003F 1			
SUZUKI	400	GN 400 T	1980-82	SUZ-4012F 1			
SUZUKI	400	GSF 400	1995		SUZ-4001F	SUZ-4001R	
SUZUKI	400	GSF400 BANDIT	1991	SUZ-4002F 2		SUZ-4002R	
SUZUKI	400	GSF400 BANDIT (Single Disc)	1991	SUZ-4015F 1		SUZ-4002R	
SUZUKI	400	GSX 400 E	1986	SUZ-4003F 2			
SUZUKI	400	GSX 400 EZ KATANA	1985	SUZ-4004F 2			
SUZUKI	400	GSX 400 F	1986	SUZ-4005F 5		SUZ-4005R	
SUZUKI	400	GSX 400 FZ KATANA	1985	SUZ-4006F 3		SUZ-4006R	
SUZUKI	400	GSX 400 FZ/D	1986	SUZ-4007F 4			
SUZUKI	400	GSX 400 T	1986	SUZ-4008F 1			
SUZUKI	400	GSXR 400 R & SLINGSHOT	1989-91	SUZ-4009F 3		SUZ-4009R	
SUZUKI	400	GSXR 400 R / SLINGSHOT	1998-99		SUZ-4011F	SUZ-4011R	
SUZUKI	400	GSXR 400 RR	1989-92		SUZ-4014F		
SUZUKI	450	GS 450 E	1986	SUZ-4010F 2			
SUZUKI	500	GS 500 E	1986	SUZ-5001F 1		SUZ-5001R	
SUZUKI	500	GS 500 E	1995-97	SUZ-5002F 1		SUZ-5002R	
SUZUKI	500	GS 500 F-K4 (Single Disc)	2004	SUZ-5008F 1		SUZ-5008R	
SUZUKI	500	RG 500	1985-89		SUZ-5013F	SUZ-5013R	
SUZUKI	500	RG 500	1986	SUZ-5003F			
SUZUKI	500	RG 500 MK6		SUZ-5004F 4		SUZ-5004R	
SUZUKI	550	GS 550 E	1980-81	SUZ-5009F 2		SUZ-5009R	

Single numbers in the column FRONT identify number of lines in the kit | FRONT is OEM layout | RACE is 2 lines from Master Cylinder

MANUFACTURER	cc	MODEL	YEAR	FRONT	RACE	REAR	CLUTCH
SUZUKI	550	GS 550 KATANA	1987	SUZ-5005F 3		SUZ-5005R	
SUZUKI	550	GS 550 L	1980-82	SUZ-5006F 3	SUZ-5011F	SUZ-5006R	
SUZUKI	550	GS 550 MX KATANA	1981	SUZ-5010F 2		SUZ-5010R	
SUZUKI	550	GSX 550	1985-88		SUZ-5012F		
SUZUKI	550	GSX 550 E/ES/EF	1986	SUZ-5007F 5		SUZ-5007R	
SUZUKI	600	DR 600	1984-87	SUZ-6029F 1			
SUZUKI	600	GSF 600 / 600S BANDIT	1995-04	SUZ-6013F 3	SUZ-6022F	SUZ-6013R	
SUZUKI	600	GSR 600	2006-08	SUZ-6027F 2	SUZ-6028F	SUZ-6027R	
SUZUKI	600	GSX 600 F	1988-97	SUZ-6011F 3		SUZ-6011R	
SUZUKI	600	GSX-R 600	1996-00	SUZ-6009F 2	SUZ-6030F	SUZ-6009R	
SUZUKI	600	GSX-R 600	2001-03	SUZ-6024F 2	SUZ-6017F	SUZ-6017R	
SUZUKI	600	GSX-R 600	2004-10	SUZ-6019F 2	SUZ-6026F	SUZ-6019R	
SUZUKI	600	GSX-R 600 'Brempo'	2011-19	SUZ-6045F 2	SUZ-6043F	SUZ-6045R	
SUZUKI	600	GSX-R 750 (non ABS)	2011-12		SUZ-6043F		
SUZUKI	600	RF 600 R	1993-96	SUZ-6012F 3	SUZ-6031F	SUZ-6012R	
SUZUKI	600	VS 600 GL INTRUDER	1995-97	SUZ-6032F 1			
SUZUKI	650	DL 650 V-STROM	2004-07	SUZ-6034F 2	SUZ-6018F	SUZ-6018R	
SUZUKI	650	GLADIUS	2009	SUZ-6039F 2	SUZ-6038F	SUZ-6038R	
SUZUKI	650	GS 650	1985	SUZ-6005F 5		SUZ-6005R	
SUZUKI	650	GS 650 G KATANA	1986-87	SUZ-6006F 3		SUZ-6006R	
SUZUKI	650	GS 650 GT	1981-85	SUZ-6007F 3	SUZ-6035F	SUZ-6007R	
SUZUKI	650	GS 650 GX KATANA	1981		SUZ-6033F	SUZ-6033R	
SUZUKI	650	GS 650 GZ KATANA	1988	SUZ-6014F 5		SUZ-6014R	
SUZUKI	650	GSF 650 BANDIT (Non ABS)	2005-06	SUZ-6023F 2		SUZ-6023R	
SUZUKI	650	GSF 650 BANDIT (Non ABS)	2007-09	SUZ-6041F 2	SUZ-6040F	SUZ-6042R	
SUZUKI	650	GSX 650 F	2008	SUZ-6036F 2	SUZ-6037F	SUZ-6036R	
SUZUKI	650	GSX 650 F	2009		1		SUZ-6044C
SUZUKI	650	LS 650 R SAVAGE	1995-97	SUZ-6008F 1			
SUZUKI	650	SV 650	2003-07	SUZ-6020F 2	SUZ-6021F	SUZ-6020R	S01-3-101
SUZUKI	650	SV 650	2008	SUZ-6020F 2	SUZ-6021F		S01-3-101
SUZUKI	650	SV 650 (S)	1999-02		SUZ-6025F		
SUZUKI	650	SV 650 (S)	2008	SUZ-6020F 2	SUZ-6021F		S01-3-101
SUZUKI	650	SV 650 (S) K3-K8	2003-07	SUZ-6020F 2	SUZ-6021F	SUZ-6020R	S01-3-101
SUZUKI	650	SV 650 X-K2	1999-02	SUZ-6015F 3	SUZ-6016F	SUZ-6015R	
SUZUKI	650	XF 650 FREEWIND	1997	SUZ-6010F 1		SUZ-6010R	
SUZUKI	750	DR 750 S	1988-90	SUZ-7024F 1			
SUZUKI	750	GS 750 E	1985	SUZ-7007F 3			
SUZUKI	750	GSR 750 (non ABS)	2011-12	SUZ-7038F 2	SUZ-7036F	SUZ-7037R	
SUZUKI	750	GSX 750	1997-02		2	SUZ-7023F	SUZ-7028R
SUZUKI	750	GSX 750 E	1980-82		SUZ-7025F	SUZ-7025R	
SUZUKI	750	GSX 750 ES/EF	1986	SUZ-7001F 5		SUZ-7001R	
SUZUKI	750	GSX 750 F	1990-92	SUZ-7002F 3	SUZ-7026F	SUZ-7002R	
SUZUKI	750	GSX 750 F	1993-94		SUZ-7026F		
SUZUKI	750	GSX 750 F	1995-97	SUZ-7002F 3	SUZ-7026F	SUZ-7002R	
SUZUKI	750	GSX 750 F	1998-03		SUZ-7027F		

Single numbers in the column FRONT identify number of lines in the kit | FRONT is OEM layout | RACE is 2 lines from Master Cylinder

MANUFACTURER	cc	MODEL	YEAR	FRONT	RACE	REAR	CLUTCH
SUZUKI	750	GSX 750 SE KATANA	1985-86	SUZ-7005F 3	SUZ-7029F	SUZ-7005R	
SUZUKI	750	GSX-R 750	1987		SUZ-7031F		
SUZUKI	750	GSX-R 750	2004-10	SUZ-7021F 2	SUZ-7022F	SUZ-7021R	
SUZUKI	750	GSX-R 750	2011-19	SUZ-6045F 2	SUZ-6043F	SUZ-6045R	
SUZUKI	750	GSX-R 750 H	1985-86	SUZ-7004F 3	SUZ-7031F	SUZ-7004R	SUZ-7004C
SUZUKI	750	GSX-R 750 J	1988	SUZ-7008F 3	SUZ-7031F	SUZ-7008R	
SUZUKI	750	GSX-R 750 K	1989	SUZ-7009F 3	SUZ-7032F	SUZ-7009R	SUZ-7009C
SUZUKI	750	GSX-R 750 L	1990	SUZ-7010F 3	SUZ-7011F	SUZ-7010R	SUZ-7010C
SUZUKI	750	GSX-R 750 M	1990-91	SUZ-7012F 3	SUZ-7033F	SUZ-7012R	SUZ-7012C
SUZUKI	750	GSX-R 750 T-X	1996-99	SUZ-7018F 2	SUZ-7030F	SUZ-7018R	
SUZUKI	750	GSX-R 750 WN (Grey)	1992	SUZ-7015F 3	SUZ-7035F	SUZ-7015R	
SUZUKI	750	GSX-R 750 WP	1993		SUZ-7035F		
SUZUKI	750	GSX-R 750 WR	1994		SUZ-7034F		
SUZUKI	750	GSX-R 750 WS	1995	SUZ-7014F 2	SUZ-7034F	SUZ-7014R	
SUZUKI	750	GSX-R 750 Y-K3	2000-03	SUZ-7019F 2	SUZ-7020F	SUZ-7020R	
SUZUKI	750	GSX-R 750/3 (Japan import)	1991	SUZ-7016F 3		SUZ-7016R	SUZ-7016C
SUZUKI	750	GT 750	1974-77	SUZ-7037F 3			
SUZUKI	750	VS 750 INTRUDER	1986	SUZ-7017F 1			
SUZUKI	800	DR 800 S	1990-91	SUZ-8007F 1		SUZ-8007R	
SUZUKI	800	VL 800 INTRUDER	2005	SUZ-8005F 1			
SUZUKI	800	VS 800 GLP INTRUDER	1995-97	SUZ-8000F 1			
SUZUKI	800	VX 800	1991	SUZ-8001F 1		SUZ-8001R	
SUZUKI	800	VX 800	1995-96	SUZ-8002F 1		SUZ-8002R	
SUZUKI	800	VZ 800 MARAUDER	1997	SUZ-8004F 1			
SUZUKI	850	GS 850 GN-GG	1979-86		SUZ-8006F		
SUZUKI	850	GS 850 GN-GT	1979-80			SUZ-8006R	
SUZUKI	850	GS 850 GX/GZ	1986	SUZ-8003F 3		SUZ-8003R	
SUZUKI	900	RF 900 R	1994-98	SUZ-9001F 3	SUZ-9002F	SUZ-9001R	SUZ-9002C
SUZUKI	1000	DL 1000 V-STROM	2002-03		SUZ-10007F	SUZ-10007R	
SUZUKI	1000	DL 1000 V-STROM	2004-07	SUZ-10017F 2	SUZ-10007F	SUZ-10007R	
SUZUKI	1000	GS 1000	1982	SUZ-10004F 3		SUZ-10004R	
SUZUKI	1000	GS 1000 KATANA		SUZ-10001F 5		SUZ-10001R	
SUZUKI	1000	GS 1000 S KATANA	1985	SUZ-10002F 5		SUZ-10002R	
SUZUKI	1000	GSX-R 1000 (Brembo) L2-L6	2012-16	SUZ-10021F 2	SUZ-10020F	SUZ-10012R	
SUZUKI	1000	GSX-R 1000 (Brembo) L7	2017	SUZ-10023F 2	SUZ-10024F	SUZ-10023R	
SUZUKI	1000	GSX-R 1000 K1-K2	2001-02	SUZ-10013F 2	SUZ-10006F	SUZ-10006R	
SUZUKI	1000	GSX-R 1000 K3-K4	2003-04	SUZ-10013F 2	SUZ-10014F	SUZ-10008R	
SUZUKI	1000	GSX-R 1000 K5-K6	2005-06	SUZ-10011F 2	SUZ-10019F	SUZ-10011R	
SUZUKI	1000	GSX-R 1000 K7-K8	2007-08	SUZ-10018F 2	SUZ-10012F	SUZ-10018R	SUZ-10011C
SUZUKI	1000	GSX-R 1000 K9-L1	2009-11		SUZ-10012F	SUZ-10012R	
SUZUKI	1000	SV 1000 K3-K7	2003-07	SUZ-10009F 2	SUZ-10010F	SUZ-10009R	SUZ-10021C
SUZUKI	1000	SV 1000 S K3-K7	2003-07	SUZ-10009F 2	SUZ-10010F	SUZ-10009R	SUZ-10021C
SUZUKI	1000	TL 1000 R	1998-03	SUZ-10005F 2	SUZ-10015F	SUZ-10005R	SUZ-10005C
SUZUKI	1000	TL 1000 S	1997-03	SUZ-10003F 2	SUZ-10016F	SUZ-10003R	
SUZUKI	1100	GSX 1100 E	1984-88		SUZ-11018F		

Single numbers in the column FRONT identify number of lines in the kit | FRONT is OEM layout | RACE is 2 lines from Master Cylinder

MANUFACTURER	cc	MODEL	YEAR	FRONT	RACE	REAR	CLUTCH
SUZUKI	1100	GSX 1100 E/EF	1986	SUZ-11002F 3		SUZ-11002R	
SUZUKI	1100	GSX 1100 E/S KATANA	1985	SUZ-11003F 5		SUZ-11003R	
SUZUKI	1100	GSX 1100 EFE	1984-85	SUZ-11001F 3		SUZ-11001R	
SUZUKI	1100	GSX 1100 F	1988-94		SUZ-11019F		
SUZUKI	1100	GSX 1100 F	1995-96	SUZ-11004F 3		SUZ-11004R	
SUZUKI	1100	GSX 1100 F TOURER	1985	SUZ-11005F 3			
SUZUKI	1100	GSX 1100 FJ	1988	SUZ-11006F 3		SUZ-11006R	
SUZUKI	1100	GSX 1100 G	1991-94		SUZ-11020F		
SUZUKI	1100	GSX-R 1100 G	1986		SUZ-11013F	SUZ-11013R	
SUZUKI	1100	GSX-R 1100 H	1987	SUZ-11007F 3	SUZ-11008F	SUZ-11007R	SUZ-11007C
SUZUKI	1100	GSX-R 1100 J	1988	SUZ-11009F 3	SUZ-11010F	SUZ-11009R	
SUZUKI	1100	GSX-R 1100 K SLINGSHOT	1989	SUZ-11011F 3		SUZ-11011R	SUZ-11011C
SUZUKI	1100	GSX-R 1100 L	1990	SUZ-11012F 3		SUZ-11012R	
SUZUKI	1100	GSX-R 1100 M	1991	SUZ-11014F 3	SUZ-11021F	SUZ-11014R	SUZ-11014C
SUZUKI	1100	GSX-R 1100 N	1992	SUZ-11014F 3	SUZ-11021F	SUZ-11014R	SUZ-11014C
SUZUKI	1100	GSX-R 1100 WP-WR	1993-94		SUZ-11022F		
SUZUKI	1100	GSX-R 1100 WS-WT	1995-96	SUZ-11017F 2	SUZ-11022F	SUZ-11017R	
SUZUKI	1200	GSF 1200 (S) BANDIT	1996-00	SUZ-12001F 3	SUZ-12008F	SUZ-12001R	SUZ-12001C
SUZUKI	1200	GSF 1200 (S) BANDIT (Non ABS)	2001-06	SUZ-12003F 3	SUZ-12004F	SUZ-12002R	SUZ-12002C
SUZUKI	1250	GSF 1250 BANDIT (Non ABS)	2007-09	SUZ-12007F 2	SUZ-12006F	SUZ-12006R	
SUZUKI	1300	GSX 1300 B-KING	2008	SUZ-13005F 2	SUZ-13006F	SUZ-13005R	
SUZUKI	1300	GSX 1300-R HAYABUSA	1999-07	SUZ-13002F 2	SUZ-13001F	SUZ-13001R	SUZ-13001C
SUZUKI	1300	GSX 1300-R HAYABUSA	2008	SUZ-13007F 2		SUZ-13003R	
SUZUKI	1400	GSX 1400	2002-08	SUZ-14003F 3	SUZ-14004F	SUZ-14003R	SUZ-14003C
SUZUKI	1400	INTRUDER 1400	1992	SUZ-14001F 1			
SUZUKI	1400	VS 1400 GL INTRUDER	1997-99	SUZ-14005F 1			
SUZUKI	1400	VS 1400 GLP INTRUDER	1995-97	SUZ-14002F 1			
SUZUKI	1500	BOULEVARD C90	2007-09	SUZ-15003F 3	SUZ-15002F	SUZ-15002R	
SUZUKI	1500	VL 1500 LC INTRUDER	1998	SUZ-15001F 1			
SUZUKI	1500	VL 1500 LC INTRUDER	2002-04		SUZ-15004F		
SUZUKI	1800	BOULEVARD M109R / M109R2	2006-09	SUZ-18002F 3	SUZ-18001F	SUZ-18001R	
SUZUKI	1800	INTRUDER M1800R / M1800R2	2006-09	SUZ-18002F 3	SUZ-18001F	SUZ-18001R	
TRIUMPH	600	DAYTONA 600	2002-04		TRI-6002F		
TRIUMPH	600	SPEED FOUR	2003-05		TRI-6002F	TRI-6001R	
TRIUMPH	600	TT 600	2000-03		TRI-6001F	TRI-6001R	
TRIUMPH	675	DAYTONA 675	2006-10		TRI-6003F	TRI-6003R	
TRIUMPH	675	DAYTONA 675	2011-13			TRI-6003R	
TRIUMPH	675	DAYTONA 675 R (BREMBO)	2011-13	2	TRI-6004F		
TRIUMPH	675	STREET TRIPLE	2008		TRI-6003F	TRI-6003R	
TRIUMPH	750	DAYTONA 750	1991-93		TRI-10001F	TRI-10001R	
TRIUMPH	750	TRIDENT 750	1996-97	TRI-7001F 3		TRI-7001R	
TRIUMPH	790	BONNEVILLE	2001-07	TRI-8001F 1		TRI-8003R	
TRIUMPH	790	BONNEVILLE AMERICA	2002-06	TRI-8002F 1		TRI-8002R	
TRIUMPH	790	BONNEVILLE T100	2002-04	TRI-8001F 1		TRI-8003R	
TRIUMPH	790	SPEEDMASTER (CARB)	2002-04	TRI-8004F 2	TRI-8005F	TRI-8002R	

Single numbers in the column FRONT identify number of lines in the kit | FRONT is OEM layout | RACE is 2 lines from Master Cylinder

MANUFACTURER	cc	MODEL	YEAR	FRONT	RACE	REAR	CLUTCH
TRIUMPH	865	BONNEVILLE AMERICA (CARB)	2007	TRI-8002F 1		TRI-8002R	
TRIUMPH	865	BONNEVILLE AMERICA EFI SN <435933	2008-16	TRI-8002F 1		TRI-8002R	
TRIUMPH	865	BONNEVILLE SE	2009-13	TRI-8003F 3		TRI-8003R	
TRIUMPH	865	BONNEVILLE T100 S/N <437493	2005-16	TRI-8001F 1		TRI-8003R	
TRIUMPH	865	BONNEVILLE T100 S/N 437493+	2011-16			TRI-8003R	
TRIUMPH	865	SPEEDMASTER (CARB)	2005-07	TRI-8004F 2	TRI-8005F	TRI-8002R	
TRIUMPH	865	SPEEDMASTER (EFI)	2008-10			TRI-8002R	
TRIUMPH	865	SPEEDMASTER (EFI) (SERIAL No. 469049 & BELOW)	2011-15			TRI-8002R	
TRIUMPH	865	SPEEDMASTER (EFI) (SERIAL No. 469050 & ABOVE)	2011-17			TRI-8002R	
TRIUMPH	900	ADVENTURER 900	1997	TRI-9006F 1		TRI-9006R	
TRIUMPH	900	BONNEVILLE T100 S/N <437492	2017-19	TRI-8001F 1		TRI-8003R	
TRIUMPH	900	BONNEVILLE T100 S/N 437493+	2017-19			TRI-8003R	
TRIUMPH	900	DAYTONA 900	1992-97		TRI-9021F	TRI-9021R	
TRIUMPH	900	LEGEND 900	1998-01	TRI-9020F 1		TRI-9020R	
TRIUMPH	900	SPEEDMASTER	2003-04		TRI-9015F		
TRIUMPH	900	SPRINT 900	1994-97	TRI-9001F 3	TRI-9008F	TRI-9001R	
TRIUMPH	900	SPRINT RS	1999-02		TRI-9010F	TRI-9010R	
TRIUMPH	900	SPRINT SPORT / EXECUTIVE	1998		TRI-9009F	TRI-9009R	
TRIUMPH	900	THRUXTON	2004-12	TRI-9024F 1		TRI-9024R	
TRIUMPH	900	THUNDERBIRD 900	1995-97	TRI-9002F 1		TRI-9002R	
TRIUMPH	900	THUNDERBIRD 900	2004-05	TRI-9023F 1		TRI-9023R	
TRIUMPH	900	THUNDERBIRD 900 (Low Bar)	1995-02	TRI-9011F 1			
TRIUMPH	900	THUNDERBIRD SPORT	1998-02	TRI-9012F 2			
TRIUMPH	900	TIGER 900	1993-99	TRI-9003F 3	TRI-9013F	TRI-9003R	
TRIUMPH	900	TRIDENT 900 (S/N 43554 & Below)	1991-98	TRI-9004F 3	TRI-9014F	TRI-9004R	TRI-9004C
TRIUMPH	900	TRIDENT 900 (S/N 43555 & Above)	1991-98	TRI-9004F 3	TRI-9014F	TRI-9001R	TRI-9004C
TRIUMPH	900	TROPHY 900	1994-98	TRI-9005F 3	TRI-9007F	TRI-9007R	
TRIUMPH	955	SPEED TRIPLE	1994-96		TRI-9018F	TRI-9018R	
TRIUMPH	955	SPEED TRIPLE 955i	1999-04			TRI-9019R	
TRIUMPH	955	SPEED TRIPLE T509	1997-98		TRI-9019F	TRI-9019R	
TRIUMPH	955	TIGER 955i	2001-07	TRI-9025F 2	TRI-9016F	TRI-9016R	
TRIUMPH	1000	DAYTONA 1000	1991-93		TRI-10001F	TRI-10001R	
TRIUMPH	1050	SPRINT ST (Vin No. 208167 & Above)	2005-10			TRI-10002R	
TRIUMPH	1200	DAYTONA 1200	1992-97	TRI-12001F 3	TRI-12004F	TRI-12001R	
TRIUMPH	1200	TROPHY 1200	1996-03	TRI-12002F 3	TRI-12003F	TRI-12003R	
VICTORY	1740	HAMMER	2005-07	VIC-17001F 3			
YAMAHA	50	FS1E-DX		YAM-1001F 1			
YAMAHA	50	PW 50	1981-20			Y01-2-039	
YAMAHA	50	PW 50	2000-20	Y01-1-039			
YAMAHA	50	RD 50 MX		YAM-1002F 1			
YAMAHA	80	RD 80 MX		YAM-1003F 1			
YAMAHA	125	DT 125 R	1990	YAM-1004F 1		YAM-1004R	
YAMAHA	125	RD 125 LC	1986	YAM-1005F 1			
YAMAHA	125	SR 125	1995-97	YAM-1006F 1			
YAMAHA	125	TDR 125	1995-96	YAM-1007F 1		YAM-1007R	

Single numbers in the column FRONT identify number of lines in the kit | FRONT is OEM layout | RACE is 2 lines from Master Cylinder

MANUFACTURER	cc	MODEL	YEAR	FRONT	RACE	REAR	CLUTCH
YAMAHA	125	TZR 125	1987	YAM-1008F 1		YAM-1008R	
YAMAHA	125	TZR 125	1993	YAM-1009F 1		YAM-1009R	
YAMAHA	125	TZR 125 R	1995-97	YAM-1010F 1		YAM-1010R	
YAMAHA	125	XV 125 VIRAGO	1997	YAM-1012F 1			
YAMAHA	125	XVS 125 DRAGSTAR	2000-04	YAM-1015F 1			
YAMAHA	125	YBR 125	2006-07	YAM-1013F 1			
YAMAHA	125	YZF-R	2008-14	YAM-1014F 1		YAM-1014R	
YAMAHA	225	XT 225	1986	YAM-1011F 1			
YAMAHA	240	TDR 240	1988-90	YAM-2002F 1		YAM-2002R	
YAMAHA	250	RD 250 LC		YAM-2001F 1			
YAMAHA	250	TDR 250	1988-90	YAM-2002F 1		YAM-2002R	
YAMAHA	250	TZ 250	1990		YAM-2003F		
YAMAHA	250	TZ 250	1991	YAM-2004F 2		YAM-2004R	
YAMAHA	250	TZR 250	1987	YAM-2005F 1		YAM-2005R	
YAMAHA	250	XS 250 SE	1980-85	YAM-2007F 1			
YAMAHA	250	XT 250	1986-90	YAM-3004F 1			
YAMAHA	250	XV 250 S VIRAGO	1995-97	YAM-2006F 1			
YAMAHA	300	YZF R3	2015-20			YAM-3005R	
YAMAHA	350	RD 350 LC		YAM-3003F 2			
YAMAHA	350	RD 350 LC		YAM-3002F 3			
YAMAHA	350	RD 350 YVPS POWERVALVE	1985-86	YAM-3001F 3		YAM-3001R	
YAMAHA	350	XT 350	1985-01	YAM-3004F 1		YAM-3004R	
YAMAHA	400	FZR 400 EXUP	1985-89		1	YAM-4008R	
YAMAHA	400	FZR 400 MODELS			YAM-4007F		
YAMAHA	400	FZR 400 RR	1992-96	YAM-4001F 3	YAM-4009F	YAM-4001R	
YAMAHA	400	FZR 400 RR EXUP	1995	YAM-4002F 3		YAM-4002R	
YAMAHA	400	FZR 400 RR SP	1991-92		YAM-4010F		
YAMAHA	400	FZR 400 SP		YAM-4003F 3		YAM-4003R	
YAMAHA	400	RD 400 E		YAM-4004F 1		YAM-4004R	
YAMAHA	400	RD 400 F		YAM-4005F 1		YAM-4005R	
YAMAHA	400	XS 400 SE		YAM-4006F 2			
YAMAHA	500	RD 500 LC		YAM-5001F 5		YAM-5001R	
YAMAHA	500	SR 500		YAM-5002F 2			
YAMAHA	535	XV 535 S VIRAGO	1995-97	YAM-5004F 1			
YAMAHA	535	XV 535 VIRAGO	1991	YAM-5009F 1			
YAMAHA	535	XV 535 VIRAGO	1995-97	YAM-5003F 1			
YAMAHA	550	XJ 550	1981-85	YAM-5005F 3	YAM-5007F		
YAMAHA	550	XZ 550	1982-85	YAM-5006F 3	YAM-5008F		
YAMAHA	600	FZ 600		YAM-6001F 3		YAM-6001R	
YAMAHA	600	FZ 600	1987-88		YAM-6033F		
YAMAHA	600	FZ6 N / FZ6	2006-08	YAM-6028F 2	YAM-6029F	YAM-6028R	
YAMAHA	600	FZR 600			YAM-6002F	YAM-6002R	
YAMAHA	600	FZR 600	1994-on		YAM-6004F	YAM-6004R	
YAMAHA	600	FZR 600 GENESIS	1991-94	YAM-6003F 3	YAM-6034F	YAM-6003R	
YAMAHA	600	FZS 600 FAZER	1998	YAM-6016F 3	YAM-6035F	YAM-6016R	

Single numbers in the column FRONT identify number of lines in the kit | FRONT is OEM layout | RACE is 2 lines from Master Cylinder

MANUFACTURER	cc	MODEL	YEAR	FRONT	RACE	REAR	CLUTCH
YAMAHA	600	FZS 600 FAZER	1999-03		YAM-6035F		
YAMAHA	600	FZS 600 FAZER	2004-05	YAM-6022F 3	YAM-6023F	YAM-6022R	
YAMAHA	600	FZS 600 FAZER (Faired)	2002-04	YAM-6019F 2			
YAMAHA	600	FZS 600 FAZER (Naked)	2002-04	YAM-6018F 2		YAM-6018R	
YAMAHA	600	MT 03	2006-08	YAM-6030F 2	YAM-6031F	YAM-6030R	
YAMAHA	600	SRX 600	1986	YAM-6005F 3	YAM-6036F	YAM-6005R	
YAMAHA	600	SRX 600	1987-88		YAM-6036F		
YAMAHA	600	XJ 600 (FJ)	1985	YAM-6006F 3		YAM-6006R	
YAMAHA	600	XJ 600 (FJ)	1986	YAM-6007F 3		YAM-6007R	
YAMAHA	600	XJ 600 N/S DIVERSION (Single Disc)	1995-97	YAM-6008F 1		YAM-6008R	
YAMAHA	600	XJ 600 N/S DIVERSION (Twin Disc)	1998-00		YAM-6015F	YAM-6015R	
YAMAHA	600	XJ6 / DIVERSION (Non ABS)	2009	YAM-6042F 2	YAM-6041F	YAM-6041R	
YAMAHA	600	XJ6F (ABS)	2010-15	YAM-6045F 3		YAM-6045R	
YAMAHA	600	XJ6F (Non ABS)	2010-15	YAM-6043F 2	YAM-6044F	YAM-6043R	
YAMAHA	600	XT 600 E	1993-03	YAM-6038F 1		YAM-6038R	
YAMAHA	600	XT 600 TENERE	1986-90	YAM-6037F 1		YAM-6037R	
YAMAHA	600	YZF 600 R THUNDERCAT	1996-97		YAM-6009F	YAM-6009R	
YAMAHA	600	YZF R6	1999-02		YAM-6014F	YAM-6014R	
YAMAHA	600	YZF R6	2003-05	YAM-6020F 2	YAM-6021F	YAM-6020R	
YAMAHA	600	YZF R6	2006-16	YAM-6027F 2	YAM-6026F	YAM-6026R	
YAMAHA	600	YZF R6	2017-20	YAM-6048F 4	YAM-6047F	YAM-6048R	
YAMAHA	650	XJ 650	1980-84		YAM-6039F		
YAMAHA	650	XJ 650 TURBO		YAM-6010F 3			
YAMAHA	650	XJ 650 TURBO	1982-85		YAM-6040F		
YAMAHA	650	XVS 650 DRAGSTAR	1997	YAM-6013F 1			
YAMAHA	650	XVS 650 DRAGSTAR	1998-05	YAM-6032F 1			
YAMAHA	660	SZR 660	1996-97	YAM-6011F 1		YAM-6011R	
YAMAHA	660	XT 660 X	2011-13	Y01-1-074/P 1		Y01-2-036/P	
YAMAHA	660	XT 660 Z TENERE	1995-97	YAM-6012F 1		YAM-6012R	
YAMAHA	660	XT 660 Z TENERE	2008-15	YAM-6046F 3		YAM-6046R	
YAMAHA	700	700 TRACER (ABS)	2016-17	YAM-7018F 3	YAM-7019F	YAM-7018R	
YAMAHA	700	MT-07 (Non ABS)	2014-15	YAM-7016F 2	YAM-7017F	YAM-7016R	
YAMAHA	750	FZ 750	1985-86	YAM-7001F 3	YAM-7009F	YAM-7001R	YAM-7001C
YAMAHA	750	FZ 750	1987		YAM-7010F		
YAMAHA	750	FZ 750	1988	YAM-7002F 3	YAM-7010F	YAM-7002R	YAM-7002C
YAMAHA	750	FZR 750		YAM-7003F 3		YAM-7003R	
YAMAHA	750	FZR 750	1989-92		YAM-7011F		
YAMAHA	750	FZR 750 R OWO1		YAM-7004F 2		YAM-7004R	
YAMAHA	750	FZX 750	1987-89		YAM-7012F	YAM-7012R	
YAMAHA	750	TZ 750 F			YAM-7005F	YAM-7005R	
YAMAHA	750	XTZ 750 SUPER TENERE	1989-96		YAM-7013F	YAM-7013R	
YAMAHA	750	XV 750 VIRAGO	1995-96	YAM-7006F 3	YAM-7014F		YAM-7006C
YAMAHA	750	XV 750 VIRAGO	1992-94		YAM-7014F		YAM-7006C
YAMAHA	750	XV 750 VIRAGO	1997		YAM-7014F		YAM-7006C
YAMAHA	750	YZF 750-R	1995-97		YAM-7007F	YAM-7007R	YAM-7007C

Single numbers in the column FRONT identify number of lines in the kit | FRONT is OEM layout | RACE is 2 lines from Master Cylinder

MANUFACTURER	cc	MODEL	YEAR	FRONT	RACE	REAR	CLUTCH	
YAMAHA	750	YZF 750-SP	1995-97			YAM-7007F	YAM-7007R	YAM-7007C
YAMAHA	750	YZF-R7	1999-02			YAM-7015F	YAM-7015R	
YAMAHA	800	FZ8	2011-12	YAM-8006F	3	YAM-8007F	YAM-8006R	
YAMAHA	850	FZ 09 (Non ABS)	2014-15	YAM-8011F	2	YAM-8012F	YAM-8011R	
YAMAHA	850	MT-09 (ABS)	2014-15	YAM-8009F	4		YAM-8009R	
YAMAHA	850	MT-09 (Non ABS)	2014-15	YAM-8008F	2	YAM-8010F	YAM-8008R	
YAMAHA	850	TDM 850	1991-1994	YAM-8002F	3		YAM-8002R	
YAMAHA	850	TDM 850	1995	YAM-8002F	3		YAM-8003R	
YAMAHA	850	TDM 850	1996-01			YAM-8003F	YAM-8003R	
YAMAHA	850	TRX 850	1996-00	YAM-8013F	2	YAM-8004F	YAM-8004R	
YAMAHA	850	XS 850		YAM-8005F	3		YAM-8005R	
YAMAHA	900	TDM 900	2002-06	YAM-9005F	2	YAM-9006F	YAM-9005R	
YAMAHA	900	XJ 900	1984-85	YAM-9001F	5	YAM-9007F	YAM-9007R	
YAMAHA	900	XJ 900 F	1985			YAM-9008F		
YAMAHA	900	XJ 900 F	1986-87	YAM-9003F	3	YAM-9008F	YAM-9003R	
YAMAHA	900	XJ 900 F	1988-90			YAM-9008F		
YAMAHA	900	XJ 900 F	1991	YAM-9004F	3	YAM-9008F	YAM-9004R	
YAMAHA	900	XJ 900 F	1992-94			YAM-9008F		
YAMAHA	900	XJ 900 S DIVERSION	1995-01	YAM-9002F	2		YAM-9002R	
YAMAHA	950	XVS 950 BOLT	2014-20	YAM-9009F	1		YAM-9009R	
YAMAHA	1000	FZ1 & FZ1 FAZER	2006	YAM-10017F	2	YAM-10018F	YAM-10017R	
YAMAHA	1000	FZ1 FAZER 1000	2007-09	YAM-10025F	2	YAM-10026F	YAM-10025R	
YAMAHA	1000	FZR 1000 EXUP	1989			YAM-10001F	YAM-10001R	YAM-10001C
YAMAHA	1000	FZR 1000 EXUP	1990-95			YAM-10002F	YAM-10002R	YAM-10002C
YAMAHA	1000	FZR 1000 EXUP	1991	YAM-10003F	3		YAM-10003R	YAM-10003C
YAMAHA	1000	FZR 1000 GENESIS	1987-88	YAM-10004F	3	YAM-10019F	YAM-10004R	YAM-10004C
YAMAHA	1000	FZR 1000-R EXUP	1995			YAM-10005F	YAM-10005R	
YAMAHA	1000	FZS 1000 FAZER EXUP	2002-04	YAM-10010F	3	YAM-10011F	YAM-10011R	
YAMAHA	1000	FZS 1000 FAZER EXUP	2005	YAM-10010F	3	YAM-10011F	YAM-10016R	
YAMAHA	1000	GTS 1000	1990-96	YAM-10006F	3		YAM-10006R	
YAMAHA	1000	XV 1000 TR1	1981-85			YAM-10020F		
YAMAHA	1000	XV 1000 VIRAGO	1986	YAM-10007F	3	YAM-10021F		
YAMAHA	1000	XV 1000 VIRAGO	1987-89			YAM-10021F		
YAMAHA	1000	YFZ 1000 R THUNDERACE	1996-00			YAM-10008F	YAM-10008R	YAM-10008C
YAMAHA	1000	YZF R1	1998-03			YAM-10009F	YAM-10009R	
YAMAHA	1000	YZF R1	2004-05	YAM-10012F	3	YAM-10013F	YAM-10012R	
YAMAHA	1000	YZF R1	2006	YAM-10012F	3	YAM-10013F	YAM-10014R	
YAMAHA	1000	YZF R1	2007-08	YAM-10024F	2	YAM-10023F	YAM-10023R	
YAMAHA	1000	YZF R1	2009-11	YAM-10028F	2	YAM-10027F	YAM-10027R	
YAMAHA	1000	YZF R1	2015-17	YAM-10031F	5		YAM-10031R	
YAMAHA	1000	YZF R1	2018-19	YAM-10031F	5			
YAMAHA	1000	YZF R1	2020	YAM-10033F	4	YAM-10032F (5)	YAM-10033R	
YAMAHA	1000	YZF R1 'SUPER SPORTS'	2012-14	YAM-10029F	3	YAM-10030F	YAM-10029R	
YAMAHA	1100	BT 1100 BULLDOG	2002-07	YAM-11004F	3	YAM-11005F	YAM-11004R	
YAMAHA	1100	FJ 1100	1985-86	YAM-11001F	5		YAM-11001R	YAM-11001C

Single numbers in the column FRONT identify number of lines in the kit | FRONT is OEM layout | RACE is 2 lines from Master Cylinder

MANUFACTURER	cc	MODEL	YEAR	FRONT	RACE	REAR	CLUTCH
YAMAHA	1100	XS 1100 S	1997-on	YAM-11002F 3		YAM-11002R	
YAMAHA	1100	XV 1100 VIRAGO	1988-95	YAM-7006F	YAM-7014F		YAM-7006C
YAMAHA	1100	XV 1100 VIRAGO	1996-99	YAM-11003F	YAM-10022F		YAM-7006C
YAMAHA	1100	XVS 1100 DRAGSTAR	1999-00		2 YAM-11008F	YAM-11008R	
YAMAHA	1100	XVS 1100 DRAGSTAR	2001-09	YAM-11007F	2 YAM-11008F	YAM-11008R	
YAMAHA	1200	FJ 1200	1985-86	YAM-12001F	5	YAM-12001R	YAM-12001C
YAMAHA	1200	FJ 1200	1990	YAM-12002F	3	YAM-12002R	
YAMAHA	1200	FJ 1200	1994	YAM-12003F	3		
YAMAHA	1200	FJ 1200 (Non antitive / ABS)	1988-99		YAM-12007F		YAM-12007C
YAMAHA	1200	V-MAX	1985-07	YAM-12004F	3 YAM-12006F	YAM-12004R	YAM12004C
YAMAHA	1200	XJR 1200	1995-97		YAM-12005F	YAM-12005R	YAM-12005C
YAMAHA	1300	FJR 1300	2000-05		YAM-13004F	YAM-13004R	
YAMAHA	1300	XJR 1300	1999-03		YAM-13003F	YAM-13003R	YAM-13003C
YAMAHA	1300	XJR 1300	2004-13		YAM-13007F	YAM-13007R	YAM-13007C
YAMAHA	1300	XVS MIDNIGHT STAR	2011-14	YAM-13008F	3		
YAMAHA	1300	XVZ 1300 A ROYAL STAR	1996-01	YAM-13001F	3 YAM-13005F	YAM-13001R	
YAMAHA	1300	XVZ 1300 AT CLASSIC	1996-00	YAM-13001F	3 YAM-13005F	YAM-13001R	
YAMAHA	1300	XVZ 1300 LT ROYAL STAR TOUR	1997-01	YAM-13001F	3 YAM-13005F	YAM-13001R	
YAMAHA	1300	XVZ 1300 TF VENTURE STAR	1999-10		YAM-13006F	YAM-13006R	
YAMAHA	1600	XV 1600A WILD STAR	2000-02		YAM-16001F	YAM-16001R	
YAMAHA	1700	MT 01	2005-08	YAM-17001F	2	YAM-17001R	YAM-17001C
YAMAHA	1700	XV 1700 ROAD STAR WARRIOR	2002-03	YAM-17002F	2	YAM-17002R	
YAMAHA	1700	XV 1700 ROAD STAR WARRIOR	2004-05	YAM-17003F	2	YAM-17002R	
YAMAHA	1700	XV 1700 ROAD STAR WARRIOR	2006-09			YAM-17002R	
YAMAHA	1900	XV 1900 RAIDER	2008-17	YAM-19001F	3		YAM-19001C
YAMAHA	1900	XV 1900 RAIDER S	2008-15	YAM-19001F	3		YAM-19001C

Performance  
Safety  
Quality  
Style

**Venhill Engineering Ltd.** 21 Ranmore Road, Dorking, Surrey, RH4 1HE  
Tel: +44 (0) 1306 885111    [www.venhill.co.uk](http://www.venhill.co.uk)    Email: [info@venhill.co.uk](mailto:info@venhill.co.uk)  
Registered Office: 21 Ranmore Road, Dorking, Surrey RH4 1HE U.K. Reg No. 00992104

**Powerhose Plus    Cruz Tools    Magura    Featherlight**



## Road motorbike cables Standard & Braided

- ▶ Stainless steel braided outers  
or
- ▶ Standard outers in black & colours
- ▶ Metric Cruisers
- ▶ Naked Bikes
- ▶ If not listed can be made if original cable is supplied



Cables can be made in a range of colours. (Subject to availability)



Example Push Pull cable in Black Conduit

## Numbering system for cables

**Y01-1-001 - BL**

**Manufacturer**

**Cable number**

**Cable Colour**

**BK - Black**

**BL - Blue**

**GR - Green**

**GY - Grey**

**OR - Orange**

**RD - Red**

**WT - White**

**YE - Yellow**

- 1 = front brake**
- 2 = rear brake**
- 3 = clutch**
- 4 = throttle**
- 5 = choke**
- 6 = decompression**
- 7 = speedo**
- 8 = tacho**
- 10 = oil pump**
- 11 = power valve**
- 12 = seat lock**

Check out our resources section online at

[www.venhill.co.uk](http://www.venhill.co.uk)

for more information about the products we can offer

Manufacturer, Model, CC & Year		CLUTCH (add /B for braided cable)	THROTTLE STANDARD	THROTTLE BRAIDED	888 TWISTGRIP (Add A or remove /888 for cables only)	600A TWISTGRIP (Remove A or /B for cables only)	CHOKE/ STARTER STANDARD	CHOKE/ STARTER BRAIDED
<b>APRILIA</b>								
SL 1000 FALCO	1000	2000-03	A03-4-102					
RSV 1000 MILLE	1000	2000-03	A03-4-101					
RSV 1000 TUONO	1000	2002-05	A03-4-101					
RSV4 1000 R	1000	2009-14	A03-3-100					
RSV4 1000 RR	1000	2015-16	A03-3-100					
RSV4 1000 RR	1000	2017-18	A03-3-100					
RSV4 SBK FACTORY	1000	2009-13	A03-3-100					
RSV4 RACING	1000	2013-16	A03-3-100					
RSV4 RACING	1000	2017-18	A03-3-100					
<b>BMW</b>								
R45	450	1978-80	B03-3-104					
R45	450	1981-85	B03-3-104				B03-5-101 & 102	
R50	500	1955-60	B03-3-101					
R50 HI-BAR	500	1955-60	B03-3-101A					
R50 S	500	1960-62	B03-3-101					
R50 S Hi-Bar	500	1960-62	B03-3-101A					
R50/2	500	1961-69	B03-3-101					
R50/2 HI-BAR	500	1961-69	B03-3-101A					
R50/5	500	1970-73						
R50/5 HI-BAR	500	1970-73						
R60	600	1956-60	B03-3-101					
R60 HI-BAR	600	1956-60	B03-3-101A					
R60/2	600	1960-69	B03-3-101					

Manufacturer, Model, CC & Year	CLUTCH (add /B for braided cable)		THROTTLE STANDARD	THROTTLE BRAIDED	888 TWISTGRIP (Add A or remove /888 for cables only)	600A TWISTGRIP (Remove A or /B for cables only)	CHOKE/ STARTER STANDARD	CHOKE/ STARTER BRAIDED
	600	add /B for braided cable						
R60/2 HI-BAR	600	1960-69	B03-3-101A	B03-4-109				
R60/5	600	1970-73		B03-4-102				
R60/5 HI-BAR	600	1970-73		B03-4-122				
R60/6	600	1973-76	B03-3-102	B03-4-102				
R60/6 HI-BAR	600	1973-76	B03-3-104	B03-4-122				
R60/7	600	1976-80	B03-3-102	B03-4-102				
R60/7 HI-BAR	600	1976-80	B03-3-104	B03-4-122				
R60 TIC	600	1978-80	B03-3-103	B03-4-122				
R69	600	1955-60	B03-3-101	B03-4-101				
R69 HI-BAR	600	1955-60	B03-3-101A	B03-4-109				
R69 S	600	1960-69	B03-3-101	B03-4-101				
R69 S HI-BAR	600	1960-69	B03-3-101A	B03-4-109				
R65	650	1978-80	B03-3-104	B03-4-120				
R65	650	1981-85	B03-3-104	B03-4-124 & 126			B03-5-101 & 102	
R65 HI-BAR	650	1978-80		B03-4-120A				
R65 HI-BAR	650	1981-85		B03-4-125 & 126			B03-5-101A & 102	
R65 MONOLEVER	650	1985-93	B03-3-102				B03-5-101B	
R65 MONOLEVER HI-BAR	650	1985-93	B03-3-103				B03-5-101A	
R65 LS	650	1981-84	B03-3-104	B03-4-124 & 126			B03-5-101 & 102	
G650 GS	650	2008-10	B03-3-116					
F650	650	1993-00	B03-3-109					
F650 ST	650	1997-00	B03-3-109					
F650 GS	650	1999-07	B03-3-116					
R75/5	750	1970-73		B03-4-120				

Manufacturer, Model, CC & Year	CLUTCH (add /B for braided cable)		THROTTLE STANDARD	THROTTLE BRAIDED	888 TWISTGRIP (Add A or remove /888 for cables only)	600A TWISTGRIP (Remove A or /B for cables only)	CHOKE/ STARTER STANDARD	CHOKE/ STARTER BRAIDED
	750	1970-73						
R75/7 HI-BAR	750	1970-73	B03-4-120A					
R75/6	750	1974-76	B03-3-102					
R75/6 HI-BAR	750	1974-76	B03-3-104					
R75/7	750	1976-77	B03-3-102					
R75/7 HI-BAR	750	1976-77	B03-3-104					
K75 (NON-ABS)	750	1986-96	B03-3-106				B03-5-103	
K75 (ABS)	750	1991-96	B03-3-106				B03-5-103	
K75 (NON-ABS) HI-BAR	750	1986-96	B03-3-105				B03-5-105	
K75 C	750	1985-86	B03-3-106				B03-5-103	
K75 C	750	1987-88	B03-3-106				B03-5-103	
K75 T	750	1985-86	B03-3-106				B03-5-103	
K75 T	750	1987-88	B03-3-106				B03-5-103	
K75 RT	750	1989-96	B03-3-105				B03-5-105	
K75 S	750	1986	B03-3-106				B03-5-104	
K75 S	750	1987-94	B03-3-106				B03-5-104	
F650 GS	800	2008-12	B03-3-111					
F800 GS	800	2006-12	B03-3-115					
F800 GS	800	2013-15	B03-3-112					
F800 GT (90BHP)	800	2013-18	B03-3-114					
F800 GT (33BHP)	800	2013-16	B03-3-114					
F800 R (87BHP, ABS)	800	2009-12	B03-3-117					
F800 R (87BHP, ABS)	800	2013-18	B03-3-114					
F800 R (87BHP, non-ABS)	800	2009-12	B03-3-117					
F800 R (87BHP, non-ABS)	800	2013-14	B03-3-114					

Manufacturer, Model, CC & Year	CLUTCH (add /B for braided cable)		THROTTLE STANDARD	THROTTLE BRAIDED	888 TWISTGRIP (Add A or remove /888 for cables only)	600A TWISTGRIP (Remove A or /B for cables only)	CHOKE/ STARTER STANDARD	CHOKE/ STARTER BRAIDED
F800 R (34BHP, ABS)	800	2009-12	B03-3-117					
F800 R (34BHP, ABS)	800	2013-14	B03-3-114					
F800 R (34BHP, non-ABS)	800	2009-12	B03-3-117					
F800 R (34BHP, non-ABS)	800	2013-14	B03-3-114					
R80	800	1984-94	B03-3-102				B03-3-101B	
R80 HI-BAR	800	1984-94	B03-3-103	B03-4-131			B03-5-101A	
R80/7	800	1977-84	B03-3-102	B03-4-120				
R80/7 HI-BAR	800	1977-84	B03-3-104	B03-4-120A				
R80 RT	800	1982-84	B03-3-103	B03-4-125				
R80 RT	800	1985-95	B03-3-103	B03-4-131			B03-5-101A	
R80 G/S	800	1980-87	B03-3-103	B03-4-125			B03-5-101A	
R80 ST	800	1982-84		B03-4-125			B03-5-101A	
R80 R	800	1991-94	B03-3-104	B03-4-129			B03-5-101A	
R80 GS	800	1987-90	B03-3-103	B03-4-131			B03-5-101A	
R80 GS	800	1991-94	B03-3-103	B03-4-129			B03-5-101A	
R80 GS PD	800	1990	B03-3-103	B03-4-131			B03-5-101A	
R80 TIC	800	1978-84	B03-3-103	B03-4-120A				
R850 R	850	1994-96	B03-3-107				B03-5-106	
R850 R	850	1997-02	B03-3-107					
R850 RT	850	1996	B03-3-107				B03-5-106	
R850 RT	850	1997-01	B03-3-107					
R90/6	900	1974-76	B03-3-102	B03-4-120				
R90/6 HI-BAR	900	1974-76	B03-3-104	B03-4-120A				
R90 S	900	1974-76	B03-3-102	B03-4-105			B03-5-107	
K100	1000	1983-86	B03-3-106	B03-4-112				
K100	1000	1987-91	B03-3-106	B03-4-119				
K100 LT (ABS)	1000	1986-91	B03-3-105	B03-4-118			B03-5-105	
K100 RT	1000	1983-86	B03-3-105	B03-4-116				
K100 RT	1000	1987-89	B03-3-105	B03-4-118				
K100 RS (ASB)	1000	1983-86	B03-3-106	B03-4-115			B03-5-104	

Manufacturer, Model, CC & Year	CLUTCH (add /B for braided cable)		THROTTLE STANDARD	THROTTLE BRAIDED	888 TWISTGRIP (Add A or remove /888 for cables only)	600A TWISTGRIP (Remove A or /B for cables only)	CHOKE/ STARTER STANDARD	CHOKE/ STARTER BRAIDED
	Year	Part No.						
K100 RS (ABS)	1000	1987-89	B03-3-106	B03-4-117			B03-5-104	
K100 RS (ABS)	1000	1989-92	B03-3-106				B03-5-104	
K100 RS (NON-ABS)	1000	1983-85	B03-3-106	B03-4-115			B03-5-104	
K100 RS (NON-ABS)	1000	1986-89	B03-3-106	B03-4-117			B03-5-104	
K100 RS (NON-ABS)	1000	1990-91	B03-3-106				B03-5-104	
K1	1000	1989-93	B03-3-106				B03-5-104	
R100/7	1000	1976-77	B03-3-102	B03-4-120				
R100/7 HI-BAR	1000	1976-77	B03-3-104	B03-4-120A				
R100 S	1000	1976-80	B03-3-102					
R100 RS	1000	1976-80	B03-3-102	B03-4-121				
R100 RS	1000	1981-84	B03-3-102	B03-4-124 & 127			B03-5-101B & 102	
R100 RS	1000	1986-92	B03-3-102					
R100 RT	1000	1978-80	B03-3-103	B03-4-120				
R100 RT	1000	1981-84	B03-3-103	B03-4-127			B03-5-101B & 102	
R100 RT	1000	1987-95	B03-3-103	B03-4-131			B03-5-101A	
R100 CS	1000	1980-84	B03-3-102	B03-4-124 & 127			B03-5-101B & 102	
R100 GS	1000	1987-90	B03-3-103	B03-4-129			B03-5-101A	
R100 GS	1000	1991-94	B03-3-103	B03-4-128			B03-5-101A	
R100 GS PD	1000	1989-90	B03-3-103	B03-4-129			B03-5-101A	
R100 GS PD	1000	1990-95	B03-3-103	B03-4-128			B03-5-101A	
R100 R	1000	1991-95	B03-3-104	B03-4-128			B03-5-101A	
R100 R MYSTIK	1000	1994-95	B03-3-104	B03-4-128			B03-5-101A	
R100 TIC	1000	1981-84	B03-3-103	B03-4-127			B03-5-101A & 102	
R100 /T	1000	1979-84	B03-3-103					
S1000 R	1000	2016-19	B03-3-113					
S1000 RR	1000	2008-11			B03-4-130/888			
S 1000 XR	1000	2015-19	B03-3-118					
K1100 LT	1100	1991-98	B03-3-105					
K1100 RS	1100	1992-96	B03-3-106				B03-5-104	
R1100 GS	1100	1993-99	B03-3-107					
R1100 RS	1100	1992-01	B03-3-110					

Manufacturer, Model, CC & Year	CLUTCH (add /B for braided cable)		THROTTLE STANDARD	THROTTLE BRAIDED	888 TWISTGRIP (Add A or remove /888 for cables only)	600A TWISTGRIP (Remove A or /B for cables only)	CHOKE/ STARTER STANDARD	CHOKE/ STARTER BRAIDED
<b>BENELLI</b>	R1100 R	1100 1993-96	B03-3-107				B03-5-106	
	R1100 R	1100 1997-02	B03-3-107					
	R1100 RT	1100 1994-96	B03-3-107				B03-5-106	
	R1100 RT	1100 1997-01	B03-3-107					
<b>TNT 125</b>	125 2017-19	B06-3-100						
<b>BUELL</b>								
S1 LIGHTNING	1200 1996-98		B04-4-102					
S3 THUNDERBOLT	1200 1997-98		B04-4-102					
S3T THUNDERBOLT	1200 1997-98		B04-4-102					
M2 CYCLONE	1200 1997-98		B04-4-102					
<b>CCM</b>								
CR 40 Café Racer	400 2007		C01-4-032					
MT 500	500 1983-87	C01-3-019						
<b>CZ</b>								
MK.1 – MK.5	125-175		C04-3-100					
	250-350		C04-3-101					
<b>CAGIVA</b>								
Raptor 650	650 2001-05	C06-3-100						
Navigator	1000 2000-05	C06-3-101						
<b>DUCATI</b>								
Monster 400	400 2001-02		D02-4-117					
PANTAH	600 1981-84	D02-3-102	D02-4-109 & 110					
PANTAH TL	600 1982-83	D02-3-104	D02-4-111 & 112					
Monster 600	600 2001		D02-4-117					

Manufacturer, Model, CC & Year	CLUTCH (add /B for braided cable)	THROTTLE STANDARD	THROTTLE BRAIDED	888 TWISTGRIP (Add A or remove /888 for cables only)	600A TWISTGRIP (Remove A or /B for cables only)	CHOKE/ STARTER STANDARD	CHOKE/ STARTER BRAIDED
Monster 620	620 2002-06	D02-4-115				D02-5-100	
Monster 620 S	620 2002-03	D02-4-115				D02-5-100	
Monster 620 Dark	620 2005-06	D02-4-115				D02-5-100	
Monster 695	695 2007	D02-4-115				D02-5-100	
Monster 696 (Non-ABS)	696 2008-10					D02-5-101	
Monster 696 (Non-ABS)	696 2011	D02-4-114				D02-5-101	
Monster 696 (ABS)	696 2011					D02-5-101	
Monster 696 (ABS)	696 2012-14	D02-4-114				D02-5-101	
748	748 2000-02	D02-4-118					
750SS	750 1975-80			D02-3-101			
750 GT	750 1972-74	D02-4-104, 105 & 106		D02-3-103			
Monster 750	750 2000-01	D02-4-117					
Monster 750	750 2002	D02-4-115				D02-5-100	
Hypermotard	796 2010-12	D02-4-116					
Monster 796	796 2011-14	D02-4-114					
S2R	800 2005-07	D02-4-115				D02-5-100	
860 GT	860 1974-75	D02-4-104, 105 & 106		D02-3-103			
860 GTS	860 1976-79	D02-4-104, 105 & 106		D02-3-103			
900 SD DARMAH	900 1977-82	D02-4-101, 102 & 103		D02-3-103			
900 SSD DARMAH	900 1978-82	D02-4-101, 102 & 103		D02-3-103			
900 SS	900 1975-82	D02-4-107 & 108		D02-3-101			
MHR 900	900 1981-83			D02-3-101			
M900 Monster	900 1996	D02-4-117					
M900 Monster	900 2002	D02-4-115				D02-5-100	

Manufacturer, Model, CC & Year	CLUTCH (add /B for braided cable)		THROTTLE STANDARD	THROTTLE BRAIDED	888 TWISTGRIP (Add A or remove /888 for cables only)	600A TWISTGRIP (Remove A or /B for cables only)	CHOKE/ STARTER STANDARD	CHOKE/ STARTER BRAIDED
ST4	916	1999-03	D02-4-119					
996 Monoposto	996	2000	D02-4-118					
996 Biposto	996	2000-01	D02-4-118					
996 S	996	2000-01	D02-4-118					
ST4S (NON-ABS)	996	2002-03	D02-4-119				D02-5-102	
ST4S (ABS)	996	2003	D02-4-119				D02-5-102	
S4R MONSTER	996	2007	D02-4-122					
S4RS MONSTER	996	2007-08	D02-4-122					
S2R	1000	2006-08	D02-4-115					
Monster 1100	1100	2009-10	D02-4-113					
Hypermotard	1100	2008-09	D02-4-120					
Hypermotard	1100	2010-12	D02-4-116					
Hypermotard S	1100	2008-09	D02-4-120					
Hypermotard Evo	1100	2010-12	D02-4-116					
Hypermotard Evo SP	1100	2011-12	D02-4-116					
<b>HONDA</b>								
RS 125	125	1984-86	H02-3-125				H02-4-115	
CB 125 F (GLR125)	125	2015-19	H02-3-143				H02-4-147	
NSR 125 F	125	1993	H02-3-137					
NSR 125 R	125	1994-01	H02-3-137					
XL 125 VARADERO	125	2001-03	H02-3-146				H02-4-158	
XL 125 VARADERO	125	2004-06	H02-3-147				H02-4-158	
XL 125 VARADERO	125	2007-13	H02-3-147				H02-4-159	
CBF 125	125	2009-10	H02-3-148				H02-4-150	
CBF 125	125	2011-13	H02-3-148				H02-4-151	

Manufacturer, Model, CC & Year	CLUTCH (add /B for braided cable)		THROTTLE STANDARD	THROTTLE BRAIDED	888 TWISTGRIP (Add A or remove /888 for cables only)	600A TWISTGRIP (Remove A or /B for cables only)	CHOKE/ STARTER STANDARD	CHOKE/ STARTER BRAIDED
CBR 125 R	125	2011-16	H02-3-149					
CBR 125 RW	125	2007	H02-3-167					
CBR 125 RW	125	2009-10	H02-3-167					
MSX/GROM 125	125	2018-20	H02-3-159					
CG 125	125	1998-99						
CG 125	125	2000	H02-4-171					
CG 125 M	125	2001	H02-4-171					
CB 250	250	1978-79	H02-4-106					
CB 250	250	1984-96						
RS 250 R	250	1993-00	H02-3-017					
RS 250 R	250	2001-02	H02-3-155					
CBR 250 R	250	2011-13	H02-3-150					
CBR 250 RR	250	1990-96						
CBR 300 R	300	2015-19	H02-4-156					
CB 300 R	300	2019-20	H02-4-173					
CBF 300 N	300	2021	H02-4-173					
CB 400	400	1989-90	H02-4-132					
CB 400 V-TEC	400	2008	H02-4-057					
GB 400 (NC20)	400	1985-87						
RVF 400 R (NC35)	400	1994-96	Standard throttle H02-4-100	HRC T/grip HRC-4-100	H02-4-109/888	H02-4-049/9	H02-5-109	
VFR 400 R (NC24)	400	1987-88	H02-4-067				H02-5-112	
VFR 400 R	400	1989	H02-3-139	HRC T/GRIP HRC-4-061	H02-4-108/888	H02-4-107/9	H02-5-115	
VFR 400 R	400	1990-92	H02-3-130	HRC T/GRIP HRC-4-061				
CBR 400 RR	400	1990-94	H02-3-133					
CB 450 DX	450	1988-93	H02-3-140					
CB 450 S	450	1986-89	H02-3-136					
CMX 450 REBEL	450	1986-88						
CX 500	500	1977	H02-3-101					
CB 500	500	1993-96	H02-3-135					
CB 500	500	1997-03	H02-3-135					

Manufacturer, Model, CC & Year	CLUTCH (add /B for braided cable)	THROTTLE STANDARD	THROTTLE BRAIDED	888 TWISTGRIP (Add A or remove /888 for cables only)	600A TWISTGRIP (Remove A or /B for cables only)	CHOKE/STARTER STANDARD	CHOKE/STARTER BRAIDED
CB 500 S	500 1998-03	H02-3-153	H02-4-152			H02-5-110	
CB 500 F	500 2013-18	H02-3-151	H02-4-157				
CB 500 F	500 2019		H02-4-157				
CB 500 X	500 2013-18	H02-3-158	H02-4-164				
CB 500 X	500 2019-20	H02-3-160	H02-4-164				
CBR 500 R	500 2013-18	H02-3-151	H02-4-157				
XBR 500	500 1985-87					H02-5-109	
XBR 500 S	500 1986-89					H02-5-109	
CMX 500 REBEL	500 2017-19	H02-3-144	H02-4-148				
CB600 S	600 2008-10	H02-3-129	H02-4-122 (PAIR)				
CB600 SA	600 2008-10	H02-3-129	H02-4-122 (PAIR)				
CB 600 F	600 1998-02		H02-4-165				
CB 600 F	600 2005-06		H02-4-166				
CB 600 F	600 2007-10		H02-4-167				
CBR 600 F	600 1987-90	H02-3-134	H02-4-134				
CBR 600 F	600 1991-94	H02-3-112	H02-4-142			H02-5-107	
CBR 600 F	600 1995-96	H02-3-112	H02-4-142			H02-5-108	
CBR 600 F	600 1997-98	H02-3-138	H02-4-153			H02-5-108	
CBR 600 F	600 1999-00	H02-3-107	H02-4-129			H02-5-100	
CBR 600 F	600 2001-06	H02-3-107	H02-4-135				
CB600-F HORNET	600 1998-02	H02-3-114					
CB600-F HORNET	600 2003-04	H02-3-114	H02-4-119 (PAIR)				
CB600-F HORNET	600 2005-06	H02-3-114					
CB600-F HORNET	600 2007-13	H02-3-115					
CB 600 RR FIREBLADE (FUEL INJECTED)	600 2003-04	H02-3-107				H02-4-047/9 (FUEL INJECTED)	
CBR 600 RR	600 2003-06	H02-3-113					
CBR 600 RR	600 2007-13	H02-3-110					
CBR 600 RR	600 2014-15		H02-4-113			H02-4-112/888	
VT600-C SHADOW	600 1994	H02-3-128					
VT600-C SHADOW	600 1999-07	H02-3-116	H02-4-121 (PAIR)				
CBF 600 S	600 2004-07	H02-3-156					
CBF 600 S	600 2008-10	H02-3-129					
CB 650 F	650 2014-16	H02-3-152					
FMX 650	650 2005-07		H02-4-170				

Manufacturer, Model, CC & Year	CLUTCH (add /B for braided cable)	THROTTLE STANDARD	THROTTLE BRAIDED	888 TWISTGRIP (Add A or remove /888 for cables only)	600A TWISTGRIP (Remove A or /B for cables only)	CHOKE/STARTER STANDARD	CHOKE/STARTER BRAIDED
NTV 650	650 1988-97	H02-4-139				H02-5-104	
NTV 650	650 1998-05	H02-3-141					
NX 650 DOMINATOR	650 1992-96	H02-3-117					
NX 650 DOMINATOR	650 1997-99	H02-3-118					
NC 700 X & A	700 2012-15	H02-3-111					
CB 750 F	750 1977-78	H02-4-124					
CB 750 F A SPORT	750 1979-82	H02-4-105 SPORT CONTROL KIT					
CB 750 F2	750 1992-01	H02-3-154					
NC 750 S	750 2014	H02-3-111					
VT750C Shadow Aero	750 2008-10	H02-3-126					
VT750C Shadow Aero	750 2011-19	H02-3-126					
VT 750 DC SHADOW SPIRIT	750 2001-07	H02-3-132					
VT 750 RS (SHADOW RS)	750 2010-13	H02-3-145					
VFR 750R	750 1988-90			H02-4-066/10 H02-4-066/10A			
VFR 750 F	750 1986-87	H02-4-143					
VFR 750 F	750 1994-97	H02-4-130				H02-5-106	
XRV 750	750 1990-01	H02-3-119					
VFR 800 Fi	800 1998-01	H02-4-120					
VFR 800	800 2002-13	H02-4-101					
CB 900 F HORNET	900 2002-07	H02-4-117				H02-5-111	
CBR 900 FIREBLADE	900 1992	H02-4-136					
CBR 900 FIREBLADE	900 1993-95	H02-3-121				H02-5-103	
CBR 900 FIREBLADE	900 1996-97	H02-3-121				H02-5-103	
CBR 900 FIREBLADE	900 1998-99	H02-3-122				H02-5-102	
CBR 900 FIREBLADE	900 2000-01	H02-3-100					
CBR 900 FIREBLADE	900 2002-03	H02-3-100					
CB 1000 R	1000 2008-10	H02-4-154					
CB 1000 R	1000 2018-19	H02-3-157					
CBF 1000 (NON-ABS)	1000 2006-10	H02-4-138					
CBF 1000 (ABS)	1000 2006-10	H02-4-138					
CBR 1000 RR FIREBLADE	1000 2004-07	H02-4-103					

Manufacturer, Model, CC & Year	CLUTCH (add /B for braided cable)		THROTTLE STANDARD	THROTTLE BRAIDED	888 TWISTGRIP (Add A or remove /888 for cables only)	600A TWISTGRIP (Remove A or /B for cables only)	CHOKE/ STARTER STANDARD	CHOKE/ STARTER BRAIDED
	1000	2008-13						
CBR 1000 RR FIREBLADE	1000	2008-13	H02-3-108	H02-4-104				
CBR 1000 RR FIREBLADE	1000	2014	H02-3-109	H02-4-145				
CBR 1000 RR FIREBLADE	1000	2015-16		H02-4-145				
CBR 1000 RR FIREBLADE	1000	2017-19	H02-3-169					
CBR1000 F HURRICANE	1000	1989-92		H02-4-123				
CBR1000 F HURRICANE	1000	1993-99		H02-4-128			H02-5-105	
CBX 1000 (EU)	1000	1979-82	H02-3-102					
CBX 1000 (US Sport Bar)	1000	1979-80	H02-3-102					
CRF1000 AFRICA TWIN	1000	2016-17	H02-3-127					
GL 1000 GOLDWING (USA, CA, SA, AUS)	1000	1975-76	H02-3-162				H02-5-117	
GL 1000 GOLDWING (USA, CA, SA, AUS)	1000	1977-79	H02-3-163					
GL 1000 GOLDWING LTD	1000	1976	H02-3-168				H02-5-117	
GL 1000 GOLDWING (UK, FR & DE)	1000	1976-79	H02-3-164				H02-5-117	
VTR 1000 F FIRESTORM	1000	1997-06		H02-4-116				
VF 1000R	1000	1985-86		H02-4-114			H02-5-114	
XL1000-V VARADERO	1000	1999-02	H02-3-123	H02-4-162				
XL1000-V VARADERO	1000	2003-10	H02-3-124	H02-4-163				
CB 1100 RD	1100	1983	H02-3-106					
CBR 1100 XX 'Blackbird'	1100	1997-98		Carb injected H02-4-111				
CBR 1100 XX 'Blackbird'	1100	1999-07		Fuel injected H02-4-110				
ST 1100	1100	1991-02		H02-4-125				
GL 1100 GOLDWING (US, CA, SA, AUS, FR, DE)	1100	1980-81	H02-3-165				H02-5-117	

Manufacturer, Model, CC & Year	CLUTCH (add /B for braided cable)		THROTTLE STANDARD	THROTTLE BRAIDED	888 TWISTGRIP (Add A or remove /888 for cables only)	600A TWISTGRIP (Remove A or /B for cables only)	CHOKE/ STARTER STANDARD	CHOKE/ STARTER BRAIDED
	1100	1980-82						
GL1100 GOLDWING (US, UK, FR & DE)	1100	1980-82					H02-5-117	
GL1100 GOLDWING (CA, SA & AUS)	1100	1980-83					H02-5-117	
GL 1100 GOLDWING (US, CA, SA, AUS)	1100	1982-83	H02-3-166					
GL1100 GOLDWING INTERSTATE	1100	1982					H02-5-117	
VT 1100 C2 (SABRE)	1100	2000-07	H02-3-168				H02-5-116	
VFR 1200 F	1200	2010-14						
VFR 1200 FD	1200	2010-14						
VFR 1200 X	1200	2016-18						
VFR 1200 XD	1200	2016-18						
CB 1300 SUPER FOUR	1300	2005-07					H02-5-111	
CB 1300 S BOL D'OR	1300	2005-07					H02-5-111	
CB 1300 X4	1300	1997-99						
VT 1300 CX	1300	2010-19	H02-4-140					
GL 1500 CF 'Valkyrie'	1500	2010-19	H02-4-146					
GL 1500 C VALKYRIE	1500	1999-01	H02-4-133				H02-5-101	
GL 1500 GOLDWING	1500	1997-03	H02-4-174				H02-5-101	
GL 1500 GOLDWING	1500	1988	H02-4-180				H02-5-113	
GL 1500 GOLDWING	1500	1989	H02-4-182				H02-5-113	
GL 1500 GOLDWING	1500	1990	H02-4-184				H02-5-113	
GL 1500A ASPENCADE	1500	1991-00	H02-4-184				H02-5-113	
GL 1500 SE SPECIAL EDITION	1500	1990-00	H02-4-184				H02-5-113	
GL 1500I INTERSTATE	1500	1991-96						
VTX 1800 R	1800	2002-08						
VTX 1800 S	1800	2002-08	H02-4-160					
			H02-4-160					
<b>INDIAN MOTORCYCLES</b>								
SCOUT SIXTY	1000	2016-21	103-3-001					
SCOUT BOBBER SIXTY	1000	2021	103-3-002					
SCOUT BOBBER	1133	2018-21	103-3-002					
VICTORY OCTANE	1200	2017	103-3-001					

Manufacturer, Model, CC & Year	Weight	CLUTCH (add /B for braided cable)	THROTTLE STANDARD	THROTTLE BRAIDED	888 TWISTGRIP (Add A or remove /888 for cables only)	600A TWISTGRIP (Remove A or /B for cables only)	CHOKE/STARTER STANDARD	CHOKE/STARTER BRAIDED
SCOUT 1200	1133	2015-21	103-3-001					
SCOUT BOBBER TWENTY	1133	2020-21	103-3-001					
<b>KAWASAKI</b>								
KR1 (B2)	250	1989	K02-3-141	K02-4-120			K02-5-012	
KR1S (C2/C3)	250	1990-91	K02-3-141	K02-4-120			K02-5-012	
Z 250	250	1979-82	K02-3-105					
Z 250 Scorpion	250	1988	K02-3-160					
Ninja 250R	250	2008-12	K02-3-152					
BJ 250 Estrella (EU)	250	1994-95	K02-3-168					
BJ 250 Estrella (Asia)	250	1992-99	K02-3-168					
BJ 250 Estrella RS	250	1996-97	K02-3-168					
BJ 250 Estrella RS (Asia)	250	1995-06	K02-3-168					
BJ 250 Estrella RS LE (Asia)	250	2002-06	K02-3-168					
BJ 250 Estrella Custom (Asia) (D1-	250	1996-06	K02-3-168					
BJ 250 Estrella Custom (Asia) (E1-E4)	250	1996-99	K02-3-168					
BJ 250 Estrella Custom LE (Asia)	250	2002	K02-3-168					
Ninja 300 (ABS)	300	2013-17	K02-3-152	K02-4-127				
Ninja 300 (Non-ABS)	300	2013-17	K02-3-152	K02-4-127				
GPZ 305	305	1983-94	K02-3-160					
Ninja 400 (ABS)	400	2018-19		K02-4-128				
Ninja 400 (Non-ABS)	400	2018-19		K02-4-128				
ZX400 (ZX-4)	400	1988		K02-4-159				
ZXR-400 (H2)	400	1990	K02-3-146	K02-4-125				
ZXR-400	400	1991-99	K02-3-154			K02-4-121/9 K02-4-121/9A	K02-5-023	
ZZR 400	400	1990-92	K02-3-169	K02-4-162				
ZZR 400	400	1993-07	K02-3-149	K02-4-151			K02-5-019	
ER-5	500	1997-00	K02-3-109	K02-4-124				
ER-5	500	2001-06	K02-3-110	K02-4-124				
EX 500 (A1-A7)	500	1987-93	K02-3-109				K02-5-025	

Manufacturer, Model, CC & Year	CLUTCH (add /B for braided cable)	THROTTLE STANDARD	THROTTLE BRAIDED	888 TWISTGRIP (Add A or remove /888 for cables only)	600A TWISTGRIP (Remove A or /B for cables only)	CHOKE/STARTER STANDARD	CHOKE/STARTER BRAIDED
EX 500 (B1-B6)	500 1988-93	K02-3-109				K02-5-025	
EX 500 (D1-D9F)	500 1994-09	K02-3-109				K02-5-025	
KLE 500	500 1991-03	K02-3-111					
Z550 LTD	550 1980-83	K02-3-103	K02-4-137				
GPZ-600R	600 1985-89	K02-3-142	K02-4-150			K02-5-024	
Ninja 600R/GPX 600 R	600 1988-97	K02-3-159					
ZX-6R	600 1995-97		K02-4-142				
ZX-6R	600 1998-99		K02-4-133			K02-5-020	
ZX-6R	600 2000-02		K02-4-134			K02-5-020	
ZX-6R	600 2003-04		K02-4-143				
ZX-6R	600 2005-06		K02-4-135				
ZX 600 (ZX6-R)	600 2007-08	K02-3-113	K02-4-144				
ZX-6R (ZX600)	600 2009-12	K02-3-108	K02-4-123	K02-4-123/10 K02-4-123/10A			
ZX-6R (ZX636)	600 2013-18	K02-3-163	K02-4-139	K02-4-103/888			
ZX-6R (ZX636)	600 2019	K02-3-161	K02-4-139				
ZX600 (NINJA ZX6-RR) (NON-ABS)	600 2003-04	K02-3-114	K02-4-143				
ZX600 (NINJA ZX-6RR) (Non-ABS)	600 2005-06	K02-3-115	K02-4-135				
ZZR 600	600 1990-93	K02-3-169	K02-4-162				
ZZR 600 (E1-E13)	600 1993-05	K02-3-149	K02-4-151			K02-5-019	
ZZR 600 (J4-J6F)	600 2005-06	K02-3-112	K02-4-134			K02-5-020	
ZZR 600 (J7F-J8F)	600 2007-08		K02-4-134			K02-5-020	
ZL 600 ELIMINATOR	600 1986-87		K02-4-160				
Z650 SR	650 1978-79	K02-3-104	K02-4-137				
ER-6F / ER-6N (ABS)	650 2006-08	K02-3-116	K02-4-129				
ER-6F / ER-6N (Non-ABS)	650 2006-08	K02-3-116	K02-4-129				
ER-6F / ER-6N	650 2009-11	K02-3-117	K02-4-107				
ER-6F / ER-6N	650 2012-16	K02-3-127	K02-4-107				
Z 650	650 2017-19	K02-3-156	K02-4-138				
KLE 650 VERSYS	650 2007	K02-3-118	K02-4-140				
KLE 650 VERSYS	650 2008-10	K02-3-119	K02-4-140				
KLE 650 VERSYS	650 2011-14	K02-3-157	K02-4-141				
KLE 650 Versys	650 2015-18	K02-3-151					
KLR 650	650 1987-05	K02-3-150	K02-4-116			K02-5-026	
KLR 650	650 2006-07	K02-3-137	K02-4-116			K02-5-026	
KLR 650	650 2008-18	K02-3-138	K02-4-117			K02-5-026	

Manufacturer, Model, CC & Year	CLUTCH (add /B for braided cable)	THROTTLE STANDARD	THROTTLE BRAIDED	888 TWISTGRIP (Add A or remove /888 for cables only)	600A TWISTGRIP (Remove A or /B for cables only)	CHOKE/STARTER STANDARD	CHOKE/STARTER BRAIDED
NINJA 650	2017-19	K02-3-164	K02-4-153				
W650 (A1-A4)	650	K02-3-134	K02-4-115				
W 650 (EJ650)	650	K02-3-165	K02-4-155				
Vulcan 650 S	650	K02-3-153	K02-4-130				
ZX-7R	750	K02-3-121	K02-4-146			K02-5-016	
ZR-750 (Non-ABS)	750	K02-3-121	K02-4-119				
ZR-750 (Non-ABS)	750	K02-3-129	K02-4-119				
ZR-750 (Non-ABS)	750	K02-3-158	K02-4-119				
ZR-750 (ABS)	750	K02-3-143	K02-4-119				
ZR-750 (ABS)	750	K02-3-158	K02-4-119				
Z-750S	750	K02-3-121	K02-4-119			K02-5-010	
Z 750 (Non-ABS)	750	K02-3-158					
Z 750 (ABS)	750	K02-3-158					
Z 750R (Non-ABS)	750	K02-3-158					
Z 750R (ABS)	750	K02-3-158					
ZR750 (ZR-7)	750	K02-3-120					
W800 (EJ800)	800	K02-3-132 K02-3-132/B	K02-4-111				
W800 (EJ800)	800	2020	K02-4-111				
VN800 Vulcan	800	K02-3-148	K02-4-132				
VN800 Vulcan Classic	800	K02-3-140	K02-4-122				
VN800 Vulcan Drifter	800	K02-3-147	K02-4-126				
Z800 A (83kw, Non-ABS)	800	K02-3-128	K02-4-114	K02-4-114/10A			
Z800 B (83kw, ABS)	800	K02-3-128	K02-4-114	K02-4-114/10A			
Z800 C (70kw, Non-ABS)	800	K02-3-128	K02-4-114	K02-4-114/10A			
Z800 D (70kw, ABS)	800	K02-3-128	K02-4-114	K02-4-114/10A			
Z1	900	K02-3-155					
Z900	900	K02-3-155					
VN900 Vulcan Classic	900	K02-3-133	K02-4-156				
VN900 Vulcan Classic	900	K02-3-133	K02-4-156				
GPZ 900 R (ZX900)	900	1984-85				K02-5-021	
GPZ 900 R (ZX900)	900	1986-96				K02-5-021	
ZX-9R	900	1994-97				K02-5-014	
ZX-9R	900	1998-99	K02-3-112			K02-5-015	
ZX-9R	900	2000-01	K02-3-122			K02-5-011	
ZX-9R	900	2002-03	K02-3-123			K02-5-016	
Z 900 RS	900	2018-20	K02-3-162				
KZ 1000	1000	1977-78	K02-3-155				

Manufacturer, Model, CC & Year	CLUTCH (add /B for braided cable)		THROTTLE STANDARD	THROTTLE BRAIDED	888 TWISTGRIP (Add A or remove /888 for cables only)	600A TWISTGRIP (Remove A or /B for cables only)	CHOKE/ STARTER STANDARD	CHOKE/ STARTER BRAIDED
	1000	add /B for braided cable						
KZ 1000 POLICE	1000	1979-01	K02-3-170					
GPZ 1000 RX (ZX 1000)	1000	1986-88		K02-4-148			K02-5-022	
NINJA ZX-10 (ZX 1000)	1000	1988-90		K02-4-149				
Z-1000	1000	2003-06		K02-4-119			K02-5-009	
ZX-10R	1000	2004-05	K02-3-124	K02-4-145				
ZX-10R	1000	2006-07	K02-3-125	K02-4-136				
ZX-10R	1000	2008-09	K02-3-130	K02-4-108	K02-4-108/10A			
ZX-10R	1000	2010	K02-3-130	K02-4-109	K02-4-109/10A			
ZX-10R	1000	2011-15	K02-3-107	K02-4-105	K02-4-105/10A			
ZX-10R	1000	2016-17	K02-3-131	K02-4-110	K02-4-110/10A			
ZX 1000 (Ninja 1000)	1000	2011-16	K02-3-171					
ZL1000 ELIMINATOR	1000	1987					K02-5-006	
ZR1100 ZEPHYR	1100	1992-96		K02-4-157				
ZRX 1100	1100	1997-01		K02-4-131			K02-5-017	
ZX 1100 (E1-E3)	1100	1995-97					K02-5-017	
ZX 1100 (F1)	1100	1996					K02-5-017	
Z1100 (KZ1100) (STANDARD)	1100	1981-83	K02-3-144					
Z1100 (KZ1100) (HIGH BAR)	1100	1981-83	K02-3-145					
Z 1100 (R1)	1100	1984	K02-3-166					
ZX-11R (C1-C4)	1100	1990-93		K02-4-118			K02-5-018	
ZX-11R (D1-D9)	1100	1993-01		K02-4-118			K02-5-018	
ZRX 1200	1200	2001-04		K02-4-131			K02-5-017	
ZRX 1200 R	1200	2001-06		K02-4-131			K02-5-017	
ZRX 1200 S	1200	2001-04		K02-4-131			K02-5-017	
ZZR 1200	1200	2002-05		K02-4-152				
ZX 1200R (NINJA ZX-12R)	1200	2000-06	K02-3-126					
KZ 1300 (Europe)	1300	1979-82	K02-3-135					
KZ 1300 (USA)	1300	1979-82	K02-3-136					
ZN1300 VOYAGER	1300	1987-88	K02-3-139					
ZX-14 (Non-ABS)	1400	2006-11						
ZX-14R (Non-ABS)	1400	2012-15		K02-4-112				
ZX-14 (ABS)	1400	2006-11		K02-4-112				
ZX-14R (ABS)	1400	2012-15		K02-4-112				
VN 1500 CLASSIC FI	1500	2000-02					K02-5-028	
VN 1500 CLASSIC	1500	2005-08					K02-5-028	

Manufacturer, Model, CC & Year	CLUTCH (add /B for braided cable)	THROTTLE STANDARD	THROTTLE BRAIDED	888 TWISTGRIP (Add A or remove /888 for cables only)	600A TWISTGRIP (Remove A or /B for cables only)	CHOKE/STARTER STANDARD	CHOKE/STARTER BRAIDED
VN 1500 DRIFTER	1500 1999-05					K02-5-028	
VN 1500	1500 2002-03	K02-4-158				K02-5-028	
VN 1500 NOMAD FI	1500 2000-04					K02-5-028	
VN 1500 NOMAD	1500 1998-01	K02-4-161					
VN 1600 CLASSIC	1600 2003-08					K02-5-028	
VN 1600	1600 2004-08	K02-4-158				K02-5-028	
VN 1600 NOMAD	1600 2005-08						
VN 2000 VULCAN (UK)	2000 2004-06	K02-3-167					
VN 2000 CLASSIC (UK)	2000 2008-10	K02-3-167					
VN 2000 VULCAN (US)	2000 2004-09	K02-3-167					
VN 2000 CLASSIC (US)	2000 2006-09	K02-3-167					
VN 2000 VULCAN LTD	2000 2006	K02-3-167					
VN 2000 CLASSIC LT	2000 2006-10	K02-4-167					
<b>KSR MOTO</b>							
CODE 125	125 2013-16	K06-3-001				K06-4-001	
GRS 125	125 2015-16	K06-3-001				K06-4-001	
TW 125	125 2015-16	K06-3-002				K06-4-001	
WORX 125	125 2013-16	K06-3-001				K06-4-001	
<b>KTM</b>							
RC 125 (ABS)	125 2014-16	K01-3-101				K01-4-101	
RC 125 (ABS)	125 2017-19	K01-3-103				K01-4-102	
DUKE 125	125 2011-12	K01-3-102				K01-4-103	
DUKE 125	125 2013-16	K01-3-102				K01-4-103	
DUKE 125	125 2017-19	K01-3-103				K01-4-104	
DUKE 200 (ABS)	200 2013-14	K01-3-102				K01-4-103	
DUKE 200 (NON-ABS)	200 2012-16	K01-3-103				K01-4-103	
DUKE 200 (NON-ABS)	200 2017-19	K01-3-103				K01-4-103	
RC 200 (NON-ABS)	200 2015-16	K01-3-101				K01-4-101	
RC 200 (NON-ABS)	200 2017-19	K01-3-103				K01-4-101	
RC 200 (ABS)	200 2014	K01-3-101				K01-4-101	
RC 250 (ABS)	250 2015-17	K01-3-105				K01-4-101	
RC 390 (ABS)	390 2014-15	K01-3-105				K01-4-101	
RC 390	390 2016-19	K01-3-105					
DUKE 390	390 2013	K01-3-104					
DUKE 390	390 2014-16	K01-3-104				K01-4-103	

Manufacturer, Model, CC & Year	CLUTCH (add /B for braided cable)	THROTTLE STANDARD	THROTTLE BRAIDED	888 TWISTGRIP (Add A or remove /888 for cables only)	600A TWISTGRIP (Remove A or /B for cables only)	CHOKE/STARTER STANDARD	CHOKE/STARTER BRAIDED
DUKE 390	390 2017-19	K01-3-105					
DUKE 400	400 1994	K01-3-106					
DUKE 640 II	640 1999	K01-3-106					
DUKE 640 II	640 2000-02	K01-3-106	K01-4-038				
DUKE 640 II	640 2003-06		K01-4-038				
RC8 R	1190 2008-11			K01-4-100/888			
<b>LAVERDA</b>							
ALPINO	500 1977-82	L02-3-102					
MONTJUIC	500 1979	L02-3-102	L02-4-104				
JOTA	1000 1976-82	L02-3-100	L02-4-105 & 101				
JOTA HI-BAR	1000 1976-82	L02-3-101	L02-4-103				
<b>MOTO GUZZI</b>							
V50	500 1977-78	M06-3-101	M06-4-100				
V50 II	500 1979-80	M06-3-101	M06-4-100				
V50 III	500 1981-86	M06-3-101	M06-4-101				
V7 II STONE	750 2015-16	M06-3-106					
V7 II SPECIAL	750 2015-16	M06-3-106					
V7 II STORNELLO	750 2016	M06-3-106					
LE MANS	850 1976-77	M06-3-102	M06-4-102				
LE MANS MK.2	850 1978-80	M06-3-102	M06-4-103				
LE MANS MK.3	850 1981-83	M06-3-102	M06-4-109				
850 T3	850 1975-78	M06-3-105	M06-4-105				
850 T3	850 1979-83		M06-4-107				
T3 CALIFORNIA	850 1975-78	M06-3-104	M06-4-104				
LE MANS MK.5	1000 1988-93		M06-4-110 & 111				
SP 1000 SPADA	1000 1977-83	M06-3-102	M06-4-106				

Manufacturer, Model, CC & Year	CLUTCH (add /B for braided cable)	THROTTLE STANDARD	THROTTLE BRAIDED	888 TWISTGRIP (Add A or remove /888 for cables only)	600A TWISTGRIP (Remove A or /B for cables only)	CHOKE/ STARTER STANDARD	CHOKE/ STARTER BRAIDED
<b>1000 S</b>	1000 1988-94	M06-4-110 & 111					
<b>MZ</b>							
<b>TS 125</b>	125 1973-84	M05-3-103					
<b>TS 125 HI-BAR</b>	125 1973-84	M05-3-104				M05-5-101	
<b>ETZ 125</b>	125 1974-80	M05-3-103				M05-5-101	
<b>TS 150</b>	150 1973-84	M05-3-103					
<b>TS 150 HI-BAR</b>	150 1973-84	M05-3-104				M05-5-101	
<b>ETZ 150</b>	150 1974-80	M05-3-103				M05-5-101	
<b>TS 250 HI-BAR</b>	250 1974-80	M05-3-100					
<b>ETZ 250</b>	250 1981	M05-3-101					
<b>ETZ 250</b>	250 1982	M05-3-105				M05-5-100	
<b>ETZ 250</b>	250 1983-88	M05-4-106					
<b>MOTO MORINI</b>							
<b>125 H</b>	125 1975-79	M07-3-102					
<b>250 2C</b>	250 1980-84	M07-3-102				M07-5-104	
<b>STRADA</b>	350 1973-76	M07-3-104				M07-5-104	
<b>STRADA</b>	350 1977-83	M07-3-102				M07-5-104	
<b>SPORT</b>	350 1973-76	M07-3-103				M07-5-104	
<b>SPORT</b>	350 1977-83	M07-3-101				M07-5-104	
<b>KANGURO</b>	350 1981-89					M07-5-103	
<b>SPORT</b>	500 1977-83	M07-3-101				M07-5-104	
<b>SPORT HI-BAR</b>	500 1977-83	M07-3-102				M07-5-104	
<b>NORTON</b>							
<b>MODEL 88</b>	500 1956-60	N01-3-105					
		N01-4-107					

Manufacturer, Model, CC & Year	CLUTCH (add /B for braided cable)		THROTTLE STANDARD	THROTTLE BRAIDED	888 TWISTGRIP (Add A or remove /888 for cables only)	600A TWISTGRIP (Remove A or /B for cables only)	CHOKE/STARTER STANDARD	CHOKE/STARTER BRAIDED
	500	600						
MODEL 88	1961-66		N01-4-107					
MODEL 88 US BAR	1956-66		N01-4-107					
MODEL 99	1956-60	N01-3-105	N01-4-107					
MODEL 99	1961-62		N01-4-107					
MODEL 99 US BAR	1956-60		N01-4-107					
650 SS	1962-68		N01-4-116A					
COMMANDO MK.1 US BAR	1968-69	N01-3-102	N01-4-107					
COMMANDO MK.1 UK BARS	1968	N01-3-106	N01-4-107					
COMMANDO MK.1 UK BARS	1969	N01-3-101	N01-4-107					
COMMANDO MK.2 US BARS	1970-71	N01-3-102	N01-4-107					
COMMANDO MK.2 UK BARS	1970-71	N01-3-101	N01-4-107					
COMMANDO MK.4 US BAR	1972	N01-3-102	N01-4-107					
COMMANDO MK.4 UK BAR	1972	N01-3-101	N01-4-107					
COMMANDO MK.5 US BAR	1973	N01-3-102	N01-4-107					
COMMANDO MK.5 UK BAR	1973	N01-3-101	N01-4-107					
INTERPOL	1970-76		N01-4-108					
COMMANDO HI RIDER	1973-74	N01-3-104	N01-4-117					
COMMANDO MK.1 EURO BARS	1973-74	N01-3-103	N01-4-108					
COMMANDO MK.1 US BAR	1973-74	N01-3-102	N01-4-119					
COMMANDO MK.1 UK BAR	1973-74	N01-3-101	N01-4-108					
COMMANDO MK.3 US BAR	1975-77	N01-3-102	N01-4-110					

Manufacturer, Model, CC & Year	CLUTCH (add /B for braided cable)	THROTTLE STANDARD	THROTTLE BRAIDED	888 TWISTGRIP (Add A or remove /888 for cables only)	600A TWISTGRIP (Remove A or /B for cables only)	CHOKE/STARTER STANDARD	CHOKE/STARTER BRAIDED
<b>COMMANDO MK.3 UK BAR</b>	850 1975-77	N01-3-101					
<b>ROYAL ENFIELD</b>							
<b>HIMALAYAN</b>	411 2016-18	R01-3-100					
<b>BULLET</b>	500 2000-04		R01-4-101				
<b>CONTINENTAL GT</b>	535 2015-17	R01-3-101					
<b>INTERCEPTOR</b>	650 2019	R01-3-102					
<b>CONTINENTAL GT</b>	650 2018-20	R01-3-103					
<b>SUZUKI</b>							
<b>ZR 50 SK</b>	50 1982-87	S01-3-149					
<b>ZR 50 SK</b>	50 1999	S01-3-149					
<b>TS 125 R</b>	125 1989-94	S01-3-137	S01-4-124				
<b>GZ 125 MARAUDER</b>	125 1998-06	S01-3-141					
<b>GZ 125 MARAUDER</b>	125 2007-11	S01-3-141	S01-4-131				
<b>GT 200 X5</b>	200 1979-81		S01-4-151				
<b>GT 250</b>	250 1973-77	S01-3-104	S01-4-150				
<b>RGV 250 T (E24)</b>	250 1996	OIL PUMP CABLE	THROTTLE LEFT	P.VALVE FRONT (LH)	P. VALVE FRONT (RH)	P. VALVE REAR (LH)	P. VALVE REAR (RH)
		S01-10-100	S01-4-103	S01-11-002	S01-11-001	S01-11-004	S01-11-003
<b>RGV 250</b>	250 1991-96	S01-3-131					
<b>RGV 250</b>	250 1997	S01-3-153	S01-4-152				
<b>GN 250</b>	250 1982-01	S01-3-136					
<b>TS 250</b>	250 1969-70	S01-3-104					
<b>T305</b>	305 1969	S01-3-104					
<b>T350 REBEL</b>	350 1969-72	S01-3-104					
<b>GT 380</b>	380 1974	S01-3-104					
<b>GS 450 E</b>	450 1980		S01-4-142				
<b>T500 TITAN</b>	500 1968-75	S01-3-104					
<b>GS500-E</b>	500 1989-02	S01-3-109					
<b>GS 500 F</b>	500 2001-09	S01-3-135	S01-4-125			S01-5-103	
<b>GS 550 M</b>	550 1981-82		S01-4-142				
<b>GSF 600 BANDIT</b>	600 1995-96	S01-3-100	S01-4-145				
<b>GSF 600 BANDIT</b>	600 1997-99	S01-3-100	S01-4-145			S01-5-106	
<b>GSF 600 BANDIT</b>	600 2000-03	S01-3-108			S01-4-057/9		
<b>GSF 600 S BANDIT</b>	600 1996	S01-3-100	S01-4-145				

Manufacturer, Model, CC & Year	CLUTCH (add /B for braided cable)	THROTTLE STANDARD	THROTTLE BRAIDED	888 TWISTGRIP (Add A or remove /888 for cables only)	600A TWISTGRIP (Remove A or /B for cables only)	CHOKE/ STARTER STANDARD	CHOKE/ STARTER BRAIDED
GSF 600 S BANDIT	600 1997-99 S01-3-100	S01-4-145				S01-5-106	
GSF 600 S BANDIT	600 2000-04 S01-3-108						
GSR 600	600 2006-10 S01-3-110						
GSR 600-F	600 1998-06 S01-3-111	S01-4-120					
GSR-R 600	600 1997-00 S01-3-112	S01-4-112				S01-5-101	
GSR-R 600	600 2001 S01-3-145	S01-4-133					
GSR-R 600	600 2002-03 S01-3-147	S01-4-134					
GSR-R 600	600 2004-05 S01-3-132	S01-4-136		S01-4-107/888	S01-4-057/9		
GSR-R 600	600 2011-13 S01-3-128	S01-4-139		S01-4-105/888			
GSR-R 600	600 2006-07 S01-3-113	S01-4-137					
GSR-R 600	600 2008-10 S01-4-138						
GSR-R 600	600 2014-19 S01-3-128	S01-4-139					
RF 600 R	600 1993-97 S01-4-142					S01-5-104	
GS 650 GT 'FLAT BAR'	650 1981-83 S01-3-124						
SFV650	650 2009-15 S01-3-124	S01-4-116					
SFV650	650 2017 S01-3-124						
SFV650 A	650 2009-15 S01-3-124	S01-4-116					
SFV650 A	650 2017 S01-3-124						
SV650 'Naked'	650 1999-02 S01-3-115 (90° Bend Version) S01-3-122			S01-4-109/888 (Without Cowling)			
SV650 'Naked'	650 2003-09 S01-3-101 (Without Cowling)	S01-4-108		S01-4-102/888 (Without Cowling)			
SV650 'S'	650 1999-02 S01-3-102	S01-4-113					
SV650 'S'	650 2003-14 S01-3-102	S01-4-106 (With Cowling)	S01-4-106/B (With Cowling)	S01-4-106/10A	S01-4-106/9A		
SV650 'S' +60mm	650 2003-14 S01-3-105 (90° Bend Version)	S01-4-106/C (With Cowling)					
SV650 SA	650 2003-14 S01-3-102	S01-4-106		S01-4-106/10A	S01-4-106/9A		
SV 650	650 2017 S01-3-124	S01-3-116					
SV 650 A	650 2017 S01-3-124	S01-4-116					
GSF 650 BANDIT	650 2005-06 S01-3-116						

Manufacturer, Model, CC & Year	CLUTCH (add /B for braided cable)		THROTTLE STANDARD	THROTTLE BRAIDED	888 TWISTGRIP (Add A or remove /888 for cables only)	600A TWISTGRIP (Remove A or /B for cables only)	CHOKE/ STARTER STANDARD	CHOKE/ STARTER BRAIDED
	650	2005-06						
GSF 650 BANDIT (NON-ABS)	650	2005-06	S01-3-116					
GSF 650-S BANDIT (ABS)	650	2005-06	S01-3-116					
GSF 650-S BANDIT (NON-ABS)	650	2005-06	S01-3-116					
DL 650 V-STROM	650	2013-19	S01-3-152					
DL 650X V-STROM	650	2015-19	S01-3-152					
GS 750	750	1977-79	S01-4-132					
DR 750 S	750	1988-89	S01-3-148					
GXS-R 750	750	1985						
GXS-R 750	750	1986-87	S01-4-130					
GXS-R 750	750	1987	S01-4-127					
GXS-R 750	750	1988-89	S01-4-143 With E18 Single Cable T/Grip					
GXS-R 750	750	1988-89	S01-4-154					
GXS-R 750	750	1992-93	S01-3-142					
GXS-R 750	750	1994-95	S01-3-143					
GXS-R 750	750	1996-97	S01-3-112				S01-5-101	
GXS-R 750	750	1998-99						
GXS-R 750	750	1998-01	S01-4-121					
GXS-R 750	750	2000	S01-4-114				S01-5-105	
GXS-R 750	750	2001	S01-4-122					
GXS-R 750	750	2002-03	S01-3-145					
GXS-R 750	750	2004-05	S01-3-147					
GXS-R 750	750	2006-07	S01-3-132					
GXS-R 750	750	2008-10	S01-3-113				S01-4-100/888	
GXS-R 750	750	1989-97	S01-3-114				S01-4-100/888	
GXS-R 750	750	1998-06	S01-3-134					
GXS-R 750	750	2011-19	S01-3-111					
GXS-R 750	750	2012-16	S01-3-128					
GXS-R 750	750	2011-16	S01-3-130					
GXS-R 750	750	2011-16	S01-3-130					
GXS-R 750	750	1990-97	S01-3-148					
VL800 C50/T/C BOULEVARD	800	2009-17	S01-3-119					
VZ 800 MARAUDER	800	1997-04	S01-3-140					
VZ 800	800	2005-06	S01-3-133					
VZ 800	800	2013-17						
VZ 800	800	2013-17	S01-4-119					

Manufacturer, Model, CC & Year	CLUTCH (add /B for braided cable)		THROTTLE STANDARD	THROTTLE BRAIDED	888 TWISTGRIP (Add A or remove /888 for cables only)	600A TWISTGRIP (Remove A or /B for cables only)	CHOKE/ STARTER STANDARD	CHOKE/ STARTER BRAIDED
GS 850	850	1986	S01-4-132					
GS 850 G	850	1979	S01-4-132					
GS 850 G 'NEUTRAL BAR'	850	1985-86	S01-4-142					
GS 850 G 'FLAT BAR'	850	1982-86	S01-4-142					
RF 900 R	900	1994-98				S01-5-104		
GS 1000 'FLAT BAR'	1000	1999	S01-4-142					
GS 1000	1000	1978	S01-4-132					
GSX-R 1000	1000	2001	S01-4-122					
GSX-R 1000	1000	2002	S01-4-123			S01-5-105		
GSX-R 1000	1000	2003-04	S01-4-135			S01-5-105		
GSX-R 1000	1000	2005-06	S01-4-128					
GSX-R 1000	1000	2007-08	S01-4-129					
GSX-R 1000	1000	2009-11	S01-4-140					
GSX-R 1000	1000	2012-16	S01-4-140					
GSX-R 1000	1000	2017-18	S01-4-111		S01-4-111/10 S01-4-111/10A			
TL 1000 S	1000	1997-01	S01-4-115			S01-5-107		
SV1000	1000	2003-07	S01-4-108					
SV1000 'S' MODEL	1000	2003-07	S01-4-106 (With Cowling)	S01-4-106/B (With Cowling)	S01-4-106/10	S01-4-106/9		
+ 60mm		2003-07	S01-4-106/C (With Cowling)					
GS 1100 G 'FLAT BAR'	1100	1984-86	S01-4-142					
GSX-R 1100	1100	1986-88	S01-4-143					
GSX-R 1100	1100	1989-90	S01-4-154					
GSX1100 (GS1150)	1100	1984-86						
GSX 1100 (GS1150) 'Flat Type'	1100	1984-86	S01-3-139					
GS 1150 'NEUTRAL BAR'	1150	1984-86	S01-4-142					
GSF 1200 (S) BANDIT	1200	1996-00					S01-5-102	
GSF 1200 (S) BANDIT	1200	2001-05	S01-4-126					
GSX 1300 R	1300	1999-01	S01-4-101				S01-5-100	S01-5-100/B
GSX 1300 R	1300	2002-07	S01-4-061	S01-4-061/B			S01-5-100	S01-5-100/B
GSX 1300 R	1300	2008-12	S01-4-144					
GSX 1300 R	1300	2013-19	S01-4-144					
GSX 1400	1400	2002-03	S01-4-149					

Manufacturer, Model, CC & Year	1500	1800	CLUTCH (add /B for braided cable)	THROTTLE STANDARD	THROTTLE BRAIDED	888 TWISTGRIP (Add A or remove /888 for cables only)	600A TWISTGRIP (Remove A or /B for cables only)	CHOKE/STARTER STANDARD	CHOKE/STARTER BRAIDED
VL 1500 BOULEVARD	2007-09			S01-4-141					
VZ 1500 BOULEVARD	2009-19		S01-3-151	S01-4-147					
VZR 1800	2008-19		S01-3-150						
VLR 1800	2010-11			S01-4-146					
<b>TRIUMPH</b>									
UNIT MODEL	350	1965	T01-3-101						
T100 C	500	1970	T01-3-101	T01-4-101					
T100 R DAYTONA	500	1972-74	T01-3-101	T01-4-107 & 108					
TT 600	600	2000-03	T01-3-127						
SPEED FOUR Serial No. 201640 & Below	600	2003-05	T01-3-127						
SPEED FOUR Serial No. 201641 & Above	600	2003-05	T01-3-113						
DAYTONA	600	2002-04	T01-3-133						
DAYTONA	650	2005	T01-3-133						
T120 BONNEVILLE STD BAR	650	1968-70	T01-3-103	T01-4-105 & 106					
T120 BONNEVILLE STD BAR	650	1971-73	T01-3-103	T01-4-104					
T120 BONNEVILLE HIGH BAR	650	1968-70	T01-3-104	T01-4-115 & 106					
TR6 TROPHY STD MODEL	650	1968-73	T01-3-103	T01-4-102					
TR6 TROPHY EXPORT MODEL	650	1968-73	T01-3-104	T01-4-103					
UNIT MODEL	650	1965-67	T01-3-102						
DAYTONA	675	2006-13	T01-3-121						
DAYTONA (ABS)	675	2013-16	T01-3-129						
DAYTONA R	675	2011-13	T01-3-121			T01-4-128/888			
DAYTONA R (ABS)	675	2013-16	T01-3-129						
STREET TRIPLE Serial No. 560476 & Below	675	2007-16	T01-3-115						

Manufacturer, Model, CC & Year	CLUTCH (add /B for braided cable)		THROTTLE STANDARD	THROTTLE BRAIDED	888 TWISTGRIP (Add A or remove /888 for cables only)	600A TWISTGRIP (Remove A or /B for cables only)	CHOKE/ STARTER STANDARD	CHOKE/ STARTER BRAIDED
	675	2007-16						
STREET TRIPLE Serial No. 560477 & Above	675	2007-16	T01-3-131					
STREET TRIPLE R Serial No. 560476 & Below	675	2008-16	T01-3-115					
STREET TRIPLE R Serial No. 560477 & Above	675	2008-16	T01-3-131					
T140V BONNEVILLE STD BAR	750	1973-78	T01-3-106				T01-4-125 & 106	
T140V BONNEVILLE HI BAR	750	1973-78	T01-3-107				T01-4-126 & 106	
T140E BONNEVILLE UK BAR	750	1978					T01-4-131	
T140E BONNEVILLE UK BAR	750	1979-83	T01-3-106				T01-4-132	
T140E BONNEVILLE HI BAR	750	1978					T01-4-129	
T140E BONNEVILLE HI BAR	750	1979-83	T01-3-107				T01-4-130	
T140 HARRIS BONNEVILLE UK BAR	750	1986-88	T01-3-112				T01-4-123 & 121	
T140 HARRIS BONNEVILLE US BAR	750	1986-88	T01-3-111				T01-4-122	
T150 TRIDENT	750	1968-70	T01-3-108				T01-4-111	
T150V TRIDENT	750	1971-74	T01-3-108				T01-4-111	
T150V TRIDENT EXPORT	750	1971-74	T01-3-105				T01-4-113	
T160 LEGEND	750	1970-75	T01-3-110T4				T01-4-119	
T160 TRIDENT	750	1975-76	T01-3-108				T01-4-112	
T160 TRIDENT EXPORT	750	1975-76	T01-3-105				T01-4-114	
TR7 TIGER	750	1979	T01-3-103				T01-4-117	
TR7 TIGER EXPORT	750	1979	T01-3-104				T01-4-118	

Manufacturer, Model, CC & Year	750	1973-79	CLUTCH (add /B for braided cable)	THROTTLE STANDARD	THROTTLE BRAIDED	888 TWISTGRIP (Add A or remove /888 for cables only)	600A TWISTGRIP (Remove A or /B for cables only)	CHOKE/ STARTER STANDARD	CHOKE/ STARTER BRAIDED
TRV7 TIGER	750	1973-79	T01-3-103	T01-4-102					
TRV7 TIGER EXPORT	750	1973-79	T01-3-104	T01-4-103					
Street Triple S	765	2017-20	T01-3-124						
Street Triple R	765	2017-20	T01-3-124						
Street Triple RS	765	2017-20	T01-3-124						
BONNEVILLE T100	790	2002-04	T01-3-116	T01-4-143					
BONNEVILLE	790	2001-07	T01-3-116	T01-3-143					
BONEVILLE AMERICA (CARB)	790	2002-06	T01-3-114	T01-4-145					
SPEEDMASTER (CARB)	790	2002-04	T01-3-116	T01-4-141					
SPEEDMASTER (CARB)	865	2005-07	T01-3-116	T01-4-141					
SPEEDMASTER (EFI) Serial No. 469049 & Below	865	2008-17	T01-3-116	T01-4-136					
Speedmaster (EFI) Serial No. 469050 & Above	865	2011-16	T01-3-123	T01-4-140					
BONNEVILLE AMERICA (CARB)	865	2007	T01-3-114	T01-4-145					
BONNEVILLE AMERICA (EFI) S/N Up to 468389	865	2008-16	T01-3-114	T01-4-139					
BONNEVILLE AMERICA (EFI) S/N 468390-532899	865	2008-10	T01-3-114	T01-4-139					
BONNEVILLE T100	865	2005-08	T01-3-116	T01-4-143					
BONNEVILLE T100	865	2009-16	T01-3-116					T01-5-110	
885 SPEED TRIPLE	885	1994-96							
Scrambler	900	2006-16	T01-3-123						
900 THRUXTON	900	2009-12	T01-3-122	T01-4-138					
BONNEVILLE	900	2017-20	T01-3-116						

Manufacturer, Model, CC & Year	900	CLUTCH (add /B for braided cable)	THROTTLE STANDARD	THROTTLE BRAIDED	888 TWISTGRIP (Add A or remove /888 for cables only)	600A TWISTGRIP (Remove A or /B for cables only)	CHOKE/ STARTER STANDARD	CHOKE/ STARTER BRAIDED
900 TIGER	900	2020-21	T01-3-136					
900 TIGER GT (LOW RIDE HEIGHT)	900	2020-21	T01-3-136					
900 TIGER GT (STD RIDE HEIGHT)	900	2020-21	T01-3-136					
900 TIGER GT PRO	900	2020-21	T01-3-136					
900 TIGER RALLY	900	2020-21	T01-3-136					
900 TIGER RALLY PRO	900	2020-21	T01-3-136					
900 TRIDENT SPRINT (SPRINT 900)	900	1991-98		T01-3-142			T01-5-110	
900 THUNDERBIRD SPORT (Vin No. 161317 & Below)	900	1998-04					T01-5-110	
900 TRIDENT	900	1991-98					T01-5-110	
900 TROPHY (Serial Number 4902 & Above)	900	1991-95					T01-5-110	
900 TROPHY	900	1996-01					T01-5-110	
DAYTONA 995i Serial No.186150 & Below	955	2002-06	T01-3-119					
SPEED TRIPLE R Serial No. 735337 & Above	1050	2016-20	T01-3-128					
SPEED TRIPLE S Serial No. 735438 to 867684	1050	2016-20	T01-3-128					
SPRINT ST S/N 219666 & Above	1050	2005-10	T01-3-120					
SPRINT GT	1050	2010-17	T01-3-120					

Manufacturer, Model, CC & Year	CLUTCH (add /B for braided cable)		THROTTLE STANDARD	THROTTLE BRAIDED	888 TWISTGRIP (Add A or remove /888 for cables only)	600A TWISTGRIP (Remove A or /B for cables only)	CHOKE/ STARTER STANDARD	CHOKE/ STARTER BRAIDED
SPRINT ST (HIGH BAR)	1050	2005-10	T01-3-135					
1050 TIGER SPORT Serial No. 570059-750469	1050	2013-15	T01-3-130					
1050 TIGER	1050	2007-11	T01-3-130					
T120 BONNEVILLE	1200	2016-20	T01-3-126					
THRUXTON R	1200	2015-20	T01-3-125					
1200 TROPHY (Serial No. 4902 & Above)	1200	1991-95					T01-5-110	
1200 TROPHY	1200	1996-03					T01-5-110	
THUNDERBIRD	1600	2009-16	T01-3-132	T01-4-134				
THUNDERBIRD STORM	1700	2011-16	T01-3-132	T01-4-134				
THUNDERBIRD LT	1700	2014-18	T01-3-137	T01-4-144				
ROCKET III (NON-ABS)	2294	2004-10	T01-3-117	T01-4-127				
ROCKET III ROADSTER (ABS & NON-ABS)	2294	2011-16	T01-3-117	T01-4-127				
ROCKET III CLASSIC (ABS & NON-ABS)	2294	2007-16	T01-3-118	T01-4-137				
ROCKET III TOURING (NON-ABS)	2294	2008-16	T01-3-134					
ROCKET III TOURING	2294	2011-16	T01-3-134					
<b>VICTORY</b>								
SPORT CRUISER	1510	2000-01	V05-3-104					
JACKPOT	1600	2006-07	V05-3-103					
JACKPOT	1740	2008-16	V05-3-101					
JACKPOT [NESS]	1600	2006	V05-3-106					
JACKPOT [NESS]	1600	2007	V05-3-103					

Manufacturer, Model, CC & Year	CLUTCH (add /B for braided cable)		THROTTLE STANDARD	THROTTLE BRAIDED	888 TWISTGRIP (Add A or remove /888 for cables only)	600A TWISTGRIP (Remove A or /B for cables only)	CHOKE/ STARTER STANDARD	CHOKE/ STARTER BRAIDED
VEGAS	1510	2003-04	V05-3-103					
VEGAS	1510	2005	V05-3-102					
VEGAS	1600	2006	V05-3-102					
VEGAS	1600	2007	V05-3-103					
VEGAS	1600	2008-12	V05-3-101					
VEGAS 8-BALL	1600	2006	V05-3-102					
VEGAS 8-BALL	1600	2007	V05-3-103					
VEGAS 8-BALL	1600	2008-17	V05-3-101					
HIGHBALL	1740	2012-17	V05-3-100					
KINGPIN	1510	2005	V05-3-102					
KINGPIN	1600	2006	V05-3-102					
KINGPIN	1600	2007	V05-3-103					
KINGPIN	1600	2008-12	V05-3-101					
HAMMER	1740	2005-06	V05-3-102					
HAMMER	1740	2007	V05-3-103					
HAMMER	1740	2008-11	V05-3-101					
HAMMER S	1740	2012-17	V05-3-101					
HAMMER S LE	1740	2014	V05-3-101					
HAMMER 8-BALL	1600	2010	V05-3-101					
HAMMER 8-BALL	1740	2011-14	V05-3-101					
CROSS COUNTRY	1740	2010-17	V05-3-105					
CROSS COUNTRY TOURING	1740	2013-17	V05-3-105					
CROSS COUNTRY 8-BALL	1740	2015-16	V05-3-105					
CROSS ROADS	1740	2010-14	V05-3-105					

Manufacturer, Model, CC & Year	CLUTCH (add /B for braided cable)		THROTTLE STANDARD	THROTTLE BRAIDED	888 TWISTGRIP (Add A or remove /888 for cables only)	600A TWISTGRIP (Remove A or /B for cables only)	CHOKE/ STARTER STANDARD	CHOKE/ STARTER BRAIDED
	1740	2013						
CROSS ROADS HARD-BALL	1740	2013	V05-3-105					
CROSS ROADS 8-BALL	1740	2014	V05-3-105					
JUDGE	1740	2013-14	V05-3-101					
VISION 8-BALL	1740	2010-11	V05-3-105					
VISION TOUR	1740	2010-11	V05-3-105					
BOARDWALK	1740	2013-15	V05-3-100					
MAGNUM	1740	2015-17	V05-3-105					
MAGNUM X-1	1740	2015-17	V05-3-105					
<b>YAMAHA</b>								
XVS 125 DRAGSTAR	125	2000-04		Y01-4-121			Y01-5-012	
MT 125 (NON-ABS)	125	2015-16	Y01-3-165					
MT 125 (ABS)	125	2015-18	Y01-3-165					
YBR 125	125	2005-09	Y01-3-173					
YBR 125	125	2010-14	Y01-3-173	Y01-4-154				
TZR 125	125	1988-98		Y01-4-162				
SR 125	125	1999-00	Y01-3-115					
DT 125 LC	125	1982-83	Y01-3-106					
DT 125	125	1978-81	Y01-3-108					
RZ 125	125	1982	Y01-3-109					
DT 175	175	1978-81	Y01-3-108					
TDR 240	240	1988-90		Y01-4-079				
RD 250 LC	250	1981	Y01-3-163					
RZ 250 R	250	1983	Y01-3-164					
TDR 250	250	1988-90		Y01-4-079				
TZ 250	250	1996-97	Y01-3-113	Y01-4-108			Y01-5-015	
TZ 250	250	1998-99		Y01-4-108			Y01-5-015	
TZ 250	250	2000-03		Y01-4-157				
TZR 250	250	1985-91		Y01-4-068				
XV 250 VIRAGO	250	2002-07		Y01-4-144				
XVS 250 DRAGSTAR	250	2008-11		Y01-4-144				

Manufacturer, Model, CC & Year	CLUTCH (add /B for braided cable)		THROTTLE STANDARD	THROTTLE BRAIDED	888 TWISTGRIP (Add A or remove /888 for cables only)	600A TWISTGRIP (Remove A or /B for cables only)	CHOKE/ STARTER STANDARD	CHOKE/ STARTER BRAIDED
XS 250 C/D	250	1978-81	Y01-3-102					
MT-03	300	2018	Y01-3-148					
YZF-R3 (ABS)	300	2015-18	Y01-3-155					
YZF-R3 (ABS)	300	2020	Y01-3-155					
YZF-R3 (NON-ABS)	300	2015-18	Y01-3-155					
RD 350 YPVS	350	1983-85	Y01-3-137					
RD 350 LC	350	1982	Y01-3-163					
RZ 350 L	350	1984	Y01-3-164					
RZ 350 N	350	1985	Y01-3-164					
RZ 350 NC	350	1985	Y01-3-164					
RZ 350 NC2	350	1985	Y01-3-164					
SRX 400	400	1988	Y01-3-178					
RD 400	400	1976-79	Y01-3-100					
XV 535 Virago	535	1987-93	Y01-3-134	Y01-4-111				
XV 535 VIRAGO	535	1994-01		Y01-4-161				
SRX 600	600	1986-87	Y01-3-178					
FZR 600	600	1989-90		Y01-4-134				
FZR 600	600	1991-92	Y01-3-166	Y01-4-132				
FZR 600	600	1993-99	Y01-3-166	Y01-4-147				
FZR 600 R	600	1994-95	Y01-3-161	Y01-4-146				
YZF 600 R Thundercat	600	1996-07	Y01-3-161	Y01-4-146				
YZF-R6	600	1999-02	Y01-3-126	Y01-4-132	Y01-4-041/9	Y01-5-009		
YZF-R6	600	2003-05	Y01-3-124	Y01-4-145	Y01-4-105/888	Y01-4-041/9		
YZF-R6	600	2006-07	Y01-3-127	Y01-4-133				
YZF-R6	600	2008-16	Y01-3-127	Y01-4-102	Y01-4-101/888			
YZF-R6	600	2017-20	Y01-3-127	Y01-4-149	Y01-4-043/9			
FZ 6 FAZER	600	2004-09	Y01-3-130	Y01-4-123	Y01-4-123/10 Y01-4-123/10A			
FZS 600	600	1998-01				Y01-5-011		
FZS 600	600	2002-03	Y01-3-129	Y01-4-160				
FZR 600	600	1989-90	Y01-3-153			Y01-5-010		
FZR 600	600	1991-99				Y01-5-010		
FZ6-S	600	2004-07	Y01-3-130	Y01-4-123	Y01-4-123/10 Y01-4-123/10A			
FZ6-N	600	2004-07	Y01-3-128	Y01-4-128				
XJ 600	600	1992-96	Y01-3-158					
XJ 600	600	1997-02	Y01-3-159					
XJ 600N	600	1994-95	Y01-3-131					
XJ 600N	600	1996-02	Y01-3-160					

Manufacturer, Model, CC & Year	CLUTCH (add /B for braided cable)	THROTTLE STANDARD	THROTTLE BRAIDED	888 TWISTGRIP (Add A or remove /888 for cables only)	600A TWISTGRIP (Remove A or /B for cables only)	CHOKE/ STARTER STANDARD	CHOKE/ STARTER BRAIDED
XJ6N	600 2009-16	Y01-3-175	Y01-4-129				
XJ6S	600 2009-16	Y01-3-175	Y01-4-129				
XJ6F	600 2010-16	Y01-3-175	Y01-4-129				
XS 650	650 1975-79	Y01-3-167					
XS 650	650 1980-81	Y01-3-168					
XS 650 S	650 1979-83	Y01-3-168					
650 XVS DRAGSTAR (CUSTOM)	650 1997	Y01-3-144 Y01-3-144/B	Y01-4-112				
650 XVS DRAGSTAR (CUSTOM)	650 1998-00	Y01-3-144 Y01-3-144/B	Y01-4-120				
650 XVS-A DRAGSTAR (CLASSIC)	650 1998-00	Y01-3-117	Y01-4-120				
650 XVS-A DRAGSTAR (CLASSIC)	650 2001-11	Y01-3-117	Y01-4-103				
Plus 150mm (6")		Y01-3-120	Y01-4-055				
XT 660 Z 'Tenere'	660 2008-15	Y01-3-058	Y01-4-080				
SZR 660	660 1996-97	Y01-3-174					
FJ-07 700 'Tracer'	700 2016-18	Y01-3-135	Y01-4-117				
MT-07	700 2014-17	Y01-3-152	Y01-4-135				
MT-07A	700 2014-19	Y01-3-152	Y01-4-135				
XS 750 S	750 1978-79	Y01-3-169					
YZF 750 R	750 1993-96		Y01-4-125				
XV750 VIRAGO	750 1988-97	Y01-3-146	Y01-4-119			Y01-5-008	
FZ8-N	800 2011-15	Y01-3-145	Y01-4-159				
FZ8-S	800 2011-15		Y01-4-159				
900 TRACER	850 2015-19	Y01-3-151	Y01-4-127				
MT-09 (NON-ABS)	850 2014-16	Y01-3-125	Y01-4-130				
MT-09A (ABS)	850 2014-17	Y01-3-125	Y01-4-130				
MT-09A (ABS)	850 2018		Y01-4-130				
TDM 850	850 1991-95		Y01-4-136				
TDM 850	850 1996-98	Y01-3-132	Y01-4-137				
TDM 850	850 1999-01	Y01-3-132					
TRX 850	850 1996-00	Y01-3-149	Y01-4-122				
XS 850 L	850 1980-81	Y01-3-169					
XS 850 S	850 1980-81	Y01-3-169					
XJ 900	891 1983-90		Y01-4-126				

Manufacturer, Model, CC & Year	891	CLUTCH (add /B for braided cable)	THROTTLE STANDARD	THROTTLE BRAIDED	888 TWISTGRIP (Add A or remove /888 for cables only)	600A TWISTGRIP (Remove A or /B for cables only)	CHOKE/STARTER STANDARD	CHOKE/STARTER BRAIDED
XJ 900 F	891	1987-92	Y01-4-126					
XJ 900 S DIVERSION	900	1995-02	Y01-4-155					
XSR 900	900	2016-17	Y01-4-130					
XSR 900	900	2018	Y01-4-130					
XVS 950 MIDNIGHT STAR	950	2009-17						
XVS 950 BOLT	950	2014-20						
SCR 950	950	2017-19	Y01-4-141					
YZF1000-R	1000	1997-03						
YZF1000-R	1000	2004-06						
YZF-R1	1000	1998-99	Y01-4-113					
YZF-R1	1000	2000-01	Y01-4-113				Y01-5-013	
YZF-R1	1000	2002-03	Y01-4-138					
YZF-R1	1000	2004-06	Y01-4-107					
YZF-R1	1000	2007-08			Y01-4-104/888			
YZF-R1	1000	2009-14	Y01-4-109					
YZF-R1	1000	2015-17	Y01-4-110		Y01-4-106/888			

Manufacturer, Model, CC & Year	CLUTCH (add /B for braided cable)		THROTTLE STANDARD	THROTTLE BRAIDED	888 TWISTGRIP (Add A or remove /888 for cables only)	600A TWISTGRIP (Remove A or /B for cables only)	CHOKE/ STARTER STANDARD	CHOKE/ STARTER BRAIDED
YZF-R1	1000	2018-19	Standard Clutch: Y01-3-123 Sports Clutch Y01-3-141	Y01-4-110				
FZS 1000 (FZ1 Fazer)	1000	2001-05	Y01-3-133	Y01-4-118			Y01-5-007	
FZ1-S Fazer	1000	2006-15		Y01-4-124				
MT 10 (ABS)	1000	2016-19	Y01-3-162	Y01-4-131				
FZR 1000 GENESIS	1000	1987		Y01-4-150			Y01-5-104	
FZR 1000 GENESIS	1000	1988		Y01-4-151			Y01-5-104	
FZR 1000 EXUP	1000	1989-90		Y01-4-152				
FZR 1000 EXUP	1000	1991-98		Y01-4-153				
BT1100 BULLDOG	1100	2002-07	Y01-3-172					
XV1100 VIRAGO	1100	1988-99	Y01-3-146	Y01-4-119			Y01-5-008	
1100 XVS-A DRAGSTAR	1100	2000-01	Y01-3-118 Y01-3-118/B	Y01-4-142			Y01-5-003	Y01-5-003/B
1100 XVS-A DRAGSTAR (CLASSIC)	1100	2002-09	Y01-3-118 Y01-3-118/B	Y01-4-103			Y01-5-003	Y01-5-003/B
1100 XVS DRAGSTAR (CUSTOM)	1100	1999-00	Y01-3-156 Y01-3-156/B				Y01-5-003	Y01-5-003/B
1100 XVS DRAGSTAR (CUSTOM)	1100	2001-09	Y01-3-147 Y01-3-147/B	Y01-4-143			Y01-5-003	Y01-5-003/B
XT 1200 Z SUPER TENERE	1200	2014-20						
XJR1200	1200	1995-98		Y01-4-114	Y01-4-156			
FJR 1300	1300	2006-12		Y01-4-139	Y01-4-114/B			
XJR1300	1300	1998-01		Y01-4-114				
XJR1300	1300	2002-06		Y01-4-115	Y01-4-114/B			
XJR1300	1300	2009		Y01-5-115	Y01-4-115/B		Y01-5-002	
XVS 1300 V-STAR	1300	2007-09	Y01-3-171 Y01-3-171/B	Y01-4-148			Y01-5-002	
XVS 1300 V-STAR	1300	2010-17		Y01-4-148	Y01-4-115/B			
XV1600 ROADSTAR WILDSTAR	1600	1999-03	Y01-3-154 Y01-3-154/B		Y01-4-148/B			
XV1700 ROADSTAR WARRIOR	1700	2002-03	Y01-3-119 Y01-3-119/B	Y01-4-054	Y01-4-148/B			

Manufacturer, Model, CC & Year	1700	1900	CLUTCH (add /B for braided cable)	THROTTLE STANDARD	THROTTLE BRAIDED	888 TWISTGRIP (Add A or remove /888 for cables only)	600A TWISTGRIP (Remove A or /B for cables only)	CHOKE/ STARTER STANDARD	CHOKE/ STARTER BRAIDED
XV1700 ROAD STAR	1700	2004-05	Y01-3-154 Y01-3-154/B						
XV1700 ROAD STAR	1700	2006-07	Y01-3-176 Y01-3-176/B	Y01-4-158					
XV1700 ROAD STAR	1700	2008-10	Y01-3-176 Y01-3-176/B						
XV1700 ROAD STAR S	1700	2009-14	Y01-3-176 Y01-3-176/B						
XV1700 ROAD STAR MIDNIGHT	1700	2004-05	Y01-3-154 Y01-3-154/B						
XV1700 ROAD STAR MIDNIGHT	1700	2006-07	Y01-3-176 Y01-3-176/B	Y01-4-158					
XV1700 ROAD STAR MIDNIGHT	1700	2008-14	Y01-3-176 Y01-3-176/B						
XV1700 ROAD STAR MIDNIGHT SILVERADO	1700	2004-05	Y01-3-154 Y01-3-154/B						
XV1700 ROAD STAR MIDNIGHT SILVERADO	1700	2006-07	Y01-3-176 Y01-3-176/B	Y01-4-158					
XV1700 ROAD STAR MIDNIGHT SILVERADO	1700	2008-09	Y01-3-176 Y01-3-176/B						
XV 1700 ROAD STAR SILVERADO	1700	2004-05	Y01-3-154 Y01-3-154/B						
XV1700 ROAD STAR SILVERADO	1700	2006-07	Y01-3-176 Y01-3-176/B	Y01-4-158					
XV1700 ROAD STAR SILVERADO	1700	2008-09	Y01-3-176 Y01-3-176/B						
XV1900 RAIDER	1900	2008-17		Y01-4-116	Y01-4-116/B				
XV1900 RAIDER S	1900	2008-15		Y01-4-116	Y01-4-116/B				
XV 1900A ROAD/STRATOLINER	1900	2006-14		Y01-4-140					
XV 1900A STRATOLINER DELUXE	1900	2011-14		Y01-4-140					

Performance  
Safety  
Quality  
Style

**Venhill Engineering Ltd.** 21 Ranmore Road, Dorking, Surrey, RH4 1HE  
Tel: +44 (0) 1306 885111 [www.venhill.co.uk](http://www.venhill.co.uk) Email: [info@venhill.co.uk](mailto:info@venhill.co.uk)  
Registered Office: 21 Ranmore Road, Dorking, Surrey RH4 1HE U.K. Reg No. 00992104  
**Powerhose Plus      Cruz Tools      Magura      Featherlight**



## Classic Road Bike Cables & Hoses

- ▶ All made with Teflon Liners
- ▶ Stainless steel wire for clutch, throttle and choke cables.
- ▶ Galvanised steel wire for brake cables.
- ▶ Stainless Steel Braided Hoses
- ▶ UK Factory Made & Tested
- ▶ Separate Fitting for Perfect Alignment
- ▶ Hose Fittings available in:
  - Chrome
  - Stainless Steel
  - Black
- ▶ Stainless steel braided or PVC coated in a range of colours...



White

Red

Green

Orange

Solid Blue

Clear

Black

Purple

Yellow

Translucent Blue

Carbon

## Numbering system for cables

**Y01-1- 001 - BL**

Manufacturer

Cable number

Cable Colour

BK - Black

BL - Blue

GR - Green

GY - Grey

OR - Orange

RD - Red

WT - White

YE - Yellow

1 = front brake

2 = rear brake

3 = clutch

4 = throttle

5 = choke

6 = decompression

7 = speedo

8 = tachometer

10 = oil pump

11 = power valve

12 = seat lock



Check out our resources section online at

[www.venhill.co.uk](http://www.venhill.co.uk)

for more information about the products we can offer

### SPEEDOMETER & TACHOMETER CABLES

We can manufacture speedometer cables for classic Triumph, Norton and BSA motorcycles – Using Chronometric, Magnetic and Veglia clocks. Please contact our sales department for further information. Just tell us the length and what clock you have.

#### BMW

450-1000CC MODELS ALL YEARS	B03-7-101
ALL BOXER TWIN MODELS 1955-96	B03-8-101

#### HONDA

UNIVERSAL SPEEDOMETER CABLE 106cms	H02-7-103
XL 200 R (D-E), XR 200 R 1984-2002 (E-2), CG125 1998-2001 (W-1) & CG125M 2001 (M1)	H02-7-006

#### DUCATI

900 SS/SSD 1970-84	D02-7-101
600 PANTAH 1981-82	D02-7-102
750 SPORT 1990	D02-7-103
851/888 1987-94	D02-7-104

#### KAWASAKI

UNIVERSAL SPEEDOMETER CABLE 100cm	K02-7-102
UNIVERSAL TACHOMETER 58cm	K02-8-101
EX250 '90-'04, KR1 & S '89-'91	K02-7-105
NINJA ZX-6 (ZX600) '90-'93, ER250 '88, EX305 (GPZ-305) '89-'94	K02-7-106
NINJA 750R (ZX750) '87-'90, NINJA ZX9R (ZX900) '94-'97	K02-7-107

#### LAVERDA

RGS 1000 1983	L02-7-101
ALL JARAMA & JOTA MODELS 1976-82	L02-7-102
1200 MIRAGE	L02-7-103
JOTA WITH NIPPONDENSO CLOCKS 1976-82	L02-7-104
ALPINO & MONTJUICH ALL YEARS, 750 SF 1973-78	L02-7-105
SFC 1000 WITH VEGLIA CLOCK	L02-7-106
GHOST ALL YEARS	L02-7-107
650 SPORT	L02-7-108
750 S FORMULA 1998-00	L02-7-109
RGA 1000 WITH NIPPONDENSO CLOCKS	L02-8-101
ALL JOTA MODELS & 1200 MIRAGE MODELS	L02-8-102
SFC 1000 WITH VEGLIA CLOCK	L02-8-103
750 MODELS WITH NIPPONDENSO CLOCKS 1973-78	L02-8-104
MONTJUICH ALL YEARS	L02-8-105
ALL TRIPLE MODELS	L02-8-106

#### MOTO GUZZI

LE MANS MK.1 1976-77	M06-7-100
850 T3 1975-83, T3 CALIFORNIA 1975-78, 850 T4 1979-83, SP 1000 SPADA 1977-83	M06-7-101
V1000 I-CONVERT 1975-78, DAYTONA 1000 1992-95, DAYTONA RACING 1996	M06-7-101
LE MANS MK.3 1981-83	M06-7-103
LE MANS MK.1 1976-77	M06-8-100
V50 1977-78, V50 II 1979-80, V50 III 1981-86, LE MANS MK.2 1978-80, 850 T3 1979-83	M06-8-101
850 T4 1979-83, SP 1000 SPADA 1977-83, 1000 S 1988-94	M06-8-101

T3 CALIFORNIA 1975-78	M06-8-102
<b>MZ</b>	
TS 125 1973-84, TS 150 1973-84, ETZ 125 1974-80, ETZ 150 1974-80	M05-7-101
ALL 250/251cc MODELS	M05-7-102
ETZ 250 1981-88	M05-8-103
<b>NORTON</b>	
DOMINATOR, ATLAS, COMMANDO 750 & 750 1964-76 SMITHS CLOCKS	N01-7-100
750 COMMANDO 1968-73, COMMANDO 850 1973-77	N01-8-100
DOMINATOR, ATLAS, 650 SS 1961-68	N01-8-101
<b>PUCH</b>	
PUCH MAXI ALL YEARS	P01-7-100
<b>SIMPSON</b>	
SIMPSON 50CC	M04-7-100
SIMPSON 50CC	M04-8-100
<b>SUZUKI</b>	
UNIVERSAL SPEEDOMETER CABLE 110cms	S01-7-101
PE 250 1977, GS 450 E 1983, GS 450 T 1981-1982, GS 450 GA 1982-1985, GS 550 1977-1979	S01-7-102
GS 550 E 1978-1979, GS 550 T 1981, GS 550 M 1982, GS 650 E 1981-1982, GS 650 G '81-83	S01-7-102
GS 650 M 1983, GS 650 GT 1983, GS 750 1977-1979 & GS 750 E 1978-1979	S01-7-102
<b>TRIUMPH</b>	
790 SPEEDMASTER (CARB) '02-'04, 865 SPEEDMASTER (CARB) '05-'07	T01-7-103
865 SPEEDMASTER (EFI) '08-'17, 790 BONNEVILLE AMERICA (CARB) '02-'06	T01-7-103
865 BONNEVILLE AMERICA (CARB) '07 & 865 BONNEVILLE AMERICA (EFI) '08-'16	T01-7-103
T150V TRIDENT US BARS 1971-74, T160 LEGEND 1970-75	T01-7-101
T140V BONNEVILLE 1973-78, TR7 TIGER 1973-79	T01-7-102
T140E BONNEVILLE 1978-83	T01-8-100
<b>YAMAHA</b>	
UNIVERSAL SPEEDOMETER CABLE 105cm	Y01-7-101
TDR 240 '88-'90, TDR 250 '88-'90	Y01-7-108
FJ1100 '84-'85, FJ1200 '86-'93, FZR600 '89-'90, FZR600R '90-'99, FZX700 '86-'87	Y01-7-102
IT275 '80-'81, IT400 '76, SR500 '78-'81, TT225 '86-'87, TT250 '80-'82, TT500 '78-'81	Y01-7-102
TX500 '73-'74, TX650 '73-'74, TX750 '73-'74, XJ550 '81-'83, XJ900 '83	Y01-7-102
XS400 '82-'83, XS500 '75-'78, XS650 '75-'83, XS750 '77-'79, XS850 '80-'81	Y01-7-102
XS1100 '78-'81, XS1/XS2 '70-'72, XT225 '92-'07, XT600 '84-'95, XV250 '96-'01	Y01-7-102
XV535 '87-'00, XZ550 '82-'83, YX600 '86-'90	Y01-7-102
YZF 600 R 1997-07	Y01-7-103
V-MAX 1200 (VMX12) 1986-1997, TDM 850 1992-1993	Y01-7-107
FZR 1000 (B-E) 1991-1993, XJ600S DIVERSION/SECA II (D-G) 1992-1995	Y01-7-106

<b>SEAT LOCK CABLES</b>	
<b>ROYAL ENFIELD</b>	
INTERCEPTOR 650 & CONTINENTAL GT 650	R01-12-100
<b>SUZUKI</b>	
GSX 1300 R HAYABUSA	S01-12-100
<b>KAWASAKI</b>	
ZX-6R '95-'97, ZX-9R '94-'97, ZX-7R '96-'03	K02-12-100
ZX-6R '98-'02, ZX-9R '98-'01, ZZR 600 '05-'08	K02-12-101
ZX-6R '03-'04, ZX-6RR '03-'04	K02-12-102
ZX-6R '05-'06, ZX-6RR '05-'06	K02-12-103
ZX-6R '07-'08	K02-12-104
ZX-6R '09-'12, ZX-10R '08-'10	K02-12-105
ZX-6R '13-'18	K02-12-106
Z800A '13-'16, Z800E '13-'16, Z800B '13-'16, Z800C '13-'16, Z800D '13-'16	K02-12-107
ZX-6R 2019 (THIS IS A PAIR OF CABLES)	K02-12-108
<b>TRIUMPH</b>	
955 SPEED TRIPLE 1999-2004	T01-12-100

<b>POWERVALVE CABLES</b>	
<b>KAWASAKI</b>	
KR 1 1989	K02-11-100 & K02-11-101
KR1 S 1990-91	K02-11-100 & K02-11-101
<b>SUZUKI</b>	
RGV 250 T 1996 (FRONT)	S01-11-001 & S01-11-002
RGV 250 T 1996 (REAR)	S01-11-003 & S01-11-004
RG 250 GAMMA 1986-87	S01-11-005
RG 500 1986-87	S01-11-005 & S01-11-006
GS 500 E 1990	S01-11-005 & S01-11-006
RGV 250 1997	S01-11-007 & S01-11-008
<b>YAMAHA</b>	
TZ 250 1986-90	Y01-11-003
TZ 250 1991-97	Y01-11-004 & Y01-11-005
ALL RD/RZ MODELS	Y01-11-001
FZR 750 1988-90	Y01-11-006
DT125 LC 1986-87	Y01-11-007
RD 500 LC 1985	Y01-11-008

FRONT BRAKE CABLES	
<b>BMW</b>	
R50 1955-60, R50S 1960-62, R50/2 1961-69, R60 1956-60, R60/2 1960-69, R69 1955-60, R69 S 60-69 STANDARD BAR	B03-1-101
R50 1955-60, R50S 1960-62, R50/2 1961-69, R60 1956-60, R60/2 1960-69, R69 1955-60, R69 S 60-69 HI-BAR	B03-1-101A
R50/5/ 1970-73, R60/5 1970-73, R60/6 1973-75, R75/5 1970-73	B03-1-102
R60/7 1976-80, R75/6 1976, R75/7 1976-77, R80/7 1977-84, R90/6 1976, R90 S 1976, R100/7 1976-77	B03-1-103
R100 S 1976-80, R100 RT 1978-80, R100 /T 1979-80	B03-1-103
R100 RS 1976-80	B03-1-105
R60 TIC 1978-80, R80 TIC 1978-84, R100/7 (HIGH BAR) 1976-77	B03-1-106
<b>MZ</b>	
TS 125 1973-84, ETZ 125 1974-80, TS 150 1973-84, ETZ 150 1974-80, TS 250 1974-80, ETZ 250 1981 HIGH BAR	M05-1-100
TS 125 1973-84, TS 150 1973-84, TS 250 1974-80 STANDARD BAR	M05-1-101
<b>MOTO MORINI</b>	
350 STRADA 1973-83	M07-1-101
350 SPORT 1973-83	M07-1-102
250 2C 1980-84, 350 SPORT 1973-83	M07-1-103
<b>NORTON</b>	
750 COMMANDO 1968-73	N01-1-101
750 COMMANDO 1968-73 (W/SWITCH)	N01-1-101S
750 COMMANDO 1968-73 (HEAVY DUTY)	N01-1-101T4
750 COMMANDO 1968-73 (HEAVY DUTY W/SWITCH)	N01-1-101ST4
750 & 850 HI-RIDER 1973-74	N01-1-102
750 & 850 HI-RIDER 1973-74 (W/SWITCH)	N01-1-102S
DOMINATOR 88 1956-60, DOMINATOR 99 1956-60, ATLAS 1963, DOMINATOR SS 1962	N01-1-103
DOMINATOR 88 1956-60, DOMINATOR 99 1956-60, ATLAS 1963, DOMINATOR SS 1962 (W/SWITCH)	N01-1-103S
ALL 750 MODELS WITH TWIN LEADING SHOE	N01-1-104
ALL 750 MODELS WITH TWIN LEADING SHOE (W/SWITCH)	N01-1-104S
<b>TRIUMPH</b>	
T100 1970-73	T01-1-101
T100 1970-73 (W/SWITCH)	T01-1-101A
T100 1970-73 (HEAVY DUTY)	T01-1-101T4
TR6 TROPHY 1968-73	T01-1-102
TR6 TROPHY 1968-73 (W/SWITCH)	T01-1-102B
T100 R DAYTONA 1972-74	T01-1-103
T100 R DAYTONA 1972-74 (W/SWITCH)	T01-1-103S
T120 BONNEVILLE 1971-73	T01-1-105
T120 BONNEVILLE 1971-73 (W/SWITCH)	T01-1-105S
<b>YAMAHA</b>	
FS1E 1975	Y01-1-100
DT 125 1983	Y01-1-101

<b>REAR BRAKE CABLES</b>	
<b>DUCATI</b>	
860 GT 1974-75	D02-2-100
860 GT 1974-75 (HEAVY DUTY W/SWITCH)	D02-2-100T4
750 SS 1970-84 (HEAVY DUTY W/SWITCH)	D02-2-101T4
<b>MZ</b>	
TS 125 1973-84, TS 150 1973-84, ETZ 125 1974-80, ETZ 150 1974-80	M05-2-100
<b>MOTO MORINI</b>	
350 STRADA 1973-83, 350 SPORT 1973-83	M07-2-102T4
<b>NORTON</b>	
750 & 850 COMMANDO 1968-77 (HEAVY DUTY)	N01-2-100T4
750 & 850 COMMANDO 1968-77 (HEAVY DUTY W/SWITCH)	N01-2-100ST4
750 & 850 COMMANDO 1968-77 FITTED WITH REAR SET FOOTRESTS	N01-2-104
750 & 850 COMMANDO 1968-77 FITTED WITH REAR SET FOOTRESTS (HEAVY DUTY W/SWITCH)	N01-2-104A
<b>PUCH</b>	
MAXI ALL YEARS	P01-2-100

Performance  
Safety  
Quality  
Style

**Venhill Engineering Ltd.** 21 Ranmore Road, Dorking, Surrey, RH4 1HE  
Tel: +44 (0) 1306 885111    [www.venhill.co.uk](http://www.venhill.co.uk)    Email: [info@venhill.co.uk](mailto:info@venhill.co.uk)  
Registered Office: 21 Ranmore Road, Dorking, Surrey RH4 1HE U.K. Reg No. 00992104

**Powerhose Plus    Cruz Tools    Magura    Featherlight**





## Off Road Cables & Hoses

- ▶ Cables for Performance Twist Grips
- ▶ Mini Bike Cables & Hoses
- ▶ Off Road Application List

## Numbering system for cables

**Y01-1- 001 - BL**

**Manufacturer**

**Cable number**

**Cable Colour**

**BK - Black**

**BL - Blue**

**GR - Green**

**GY - Grey**

**OR - Orange**

**RD - Red**

**WT - White**

**YE - Yellow**

**1 = front brake**

**2 = rear brake**

**3 = clutch**

**4 = throttle**

**5 = choke**

**6 = decompression**

**7 = speedo**

**8 = tacho**

**10= oil pump**

**11= power valve**







Check out our resources section online at

[www.venhill.co.uk](http://www.venhill.co.uk)






for more information about the products we can offer

## SPECIFICATION

### Venhill Hoses

-  Manufactured from bore Teflon with a stainless steel over braid.
-  Individually pressure tested to 1500 PSI.
-  PVC covers available in a range of colours:  
Black, Carbon, Clear, Green, Orange, Purple, Red, Solid Blue, Translucent Blue, White, Yellow
-  Finished with a swivel nut for perfect alignment when fitting.
-  Hoses are supplied complete with all necessary banjos, rigid central section, rubber boots, copper washers and bushes.
-  Original banjo bolts can be re-used.

### Venhill Cables

-  Outer conduit is supplied as standard in a black finish or range of colours:  
Blue, Blue, Green, Grey, Orange, Red, White, Yellow
-  Fittings have a shiny polished finish, in aluminium or zinc plated steel.
-  All cables are made with a (PTFE) Teflon liner for super low friction.
-  Clutch, throttle, choke / decompressor cables use stainless steel inner wire for minimum stretch with maximum curvature flexibility.
-  Brake cables use galvanised steel wire for its strong tensile properties and high yield strength.



## MINI BIKES

MODEL TYPE & SIZE	F / BRAKE	R / BRAKE	CLUTCH	THROTTLE	VENHILL 600A THROTTLE	SPEEDO
FYM X SPORT 110	FYM-1-001/P		FYM-3-001	FYM-4-001	FYM-4-003	
FYM X SPORT 110 HIGH BARS	FYM-1-002/P		FYM-3-002	FYM-4-002	FYM-4-004	

## CABLES FOR PERFORMANCE TWIST GRIPS

MODEL / CARBURETTOR TYPE	TWISTGRIP TYPE			
<u>TRIALS CONTROLS</u>	AMAL T80	VEN. 600A	DOMINO TRIALS	DOHERTY TRIALS
BING or MIKUNI carbs for: Bultaco / Ossa / Suzuki	A04-4-001	A04-4-001	D03-4-001	D01-4-006
AMAL carb for Bultaco / Ossa / Montesa	A04-4-002	A04-4-002	D03-4-002	D01-4-003
FANTIC (all models)	F01-4-006	F01-4-006		
SWM / GORI 280 / 320	S03-4-002/6	S03-4-002/6		
YAMAHA TY 175	Y01-4-004/6	Y01-4-004/6		
YAMAHA TY 250	Y01-4-008/6	Y01-4-008/6		
YAMAHA 320 MAJESTY	Y01-4-010/6	Y01-4-010/6		
<u>MOTO-CROSS CONTROLS</u>	VEN.600A	G P GASSER	DOHERTY85	
BING / DELLORTO Carbs: 34-38mm	MA1-4-001	L01-4-002	D01-4-001	
AMAL 30mm-32mm		L01-4-002B		
AMAL / MIKUNI / KEIHIN* Carbs: 34-38mm * Note: 'Air Striker' carbs require 40mm less clearance	MA1-4-002	L01-4-002	D01-4-002	
MIKUNI 40-44 mm	MA1-4-003	L01-4-005	D01-4-007	
HONDA CR125 / 250 / 500 1993-99	MA1-4-004			



### Venhill 600A

Dual action CNC Machined body.  
The 600A can be a straight swap from the 500A or 314, no cable modifications are needed!

Race (fast) setting:

36mm take up in 68°

Enduro (medium) setting:

36mm take up in 80°

### Magura 314


Polycarbonate body  
(126386)

### Amal T80 / 200 Trials T/grip


Aluminium body  
36mm cable travel in 100° of twist grip rotation.

## CABLES FOR JAWA SPEEDWAY & GRASS TRACK

### CLUTCH CABLES

 LEVER TYPE	JAWA	DOMINO	DOHERTY	MAGURA
	Up to 1994	1994 - onwards	Up to 1994	1994 - onwards
SPEEDWAY MODELS	J01-3-001	J01-3-006	J01-3-001/1	J01-3-001/3
LONGTRACK MODELS	J01-3-002			

### THROTTLE CABLES

 TWIST GRIP TYPE / CARBURETOR	JAWA	GASSER	DOHERTY	MAGURA
DELLORTO CARB. UP TO 1974	J01-4-001			
BING CARB. UP TO 1974	J01-4-002			
DELLORTO CARB. 1975-77	J01-4-003			
AMAL 2000 CARB. 1975-ON	J01-4-004			
AMAL 2934 CARB. 1985-ON	J01-4-008			
DELLORTO 34mm CARB. 1986-94	J01-4-009	J01-4-009/7	J01-4-009/8	J01-4-009/9
DELLORTO Smooth Bore CARB. 1989-94	J01-4-010	J01-4-010/7		J01-4-010/9
Laid-Down Engine, DELLORTO, & smooth bore & BZ 95-On		J01-4-016/7		J01-4-016/9
Laid-Down Engine, BZ CARB. 2002 up to 2003 FRJ CARB.		J01-4-017/7		J01-4-017/9
Laid-Down Engine, BZ CARB. 2003 - on FRJ CARB.		J01-4-018/7		J01-4-018/9
Laid-Down Engine, BLIXT CARB		J01-4-019/7		J01-4-019/9

## CABLES FOR GRASS TRACK & LONGTRACK

Grass Track cables are intended for use by special builders and owners of machines using individual components and fittings. Most of the cables are supplied with an adjuster and a choice of suitable nipples, and have a nipple fitted at one end only.

CABLE DETAILS	F/BRAKE			
0.8M. 3/8" & 8mm. B/Nipple, 1/4" BSF Adjuster	G02-1-001	R/BRAKE		
1.8M. 3/8" & 8mm. B/Nipple, 1/4" BSF Adjuster		G02-2-001		
0.6M. 1/4" Clevis. Midway Adjuster		G02-2-002	CLUTCH	
1.4M. 3/8" & 8mm. B/Nipple, 1/4" BSF & 8x1 Adjuster		G02-3-001		
1.4M. Complete for AMC Gearbox, DOHERTY Lever		G02-3-002	THROTTLE	
1.3M. Universal Throttle			G02-4-001	
1.3M. Complete for AMAL 900 Carb. & DOHERTY Alloy T/Grip			G02-4-002	
1.8M. Universal Throttle			G02-4-003	GEARCHANGE
1.42M. 2-Speed BEWLEY Gearbox, MAGURA & DOHERTY Lever				G02-9-001
1.57M. 2-Speed BEWLEY Gearbox, MAGURA & DOHERTY Lever				G02-9-002

MODEL	YEAR	FR BRAKE	RE BRAKE	CLUTCH	THROTTLE	START	DECOMP	SPEEDO	GASSER	DOHERTY	VEN 600A	AMAL T80	DOMINO
<b>APRILIA</b>													
<b>APRILIA</b>													
<b>240-280cc</b>													
240/280	1992-93	A03-1-003/P	A03-3-004	A03-4-005									
240/280	1994	A03-1-003/P	A03-3-005/P	A03-4-005									
250 TRIALS MODELS	1981	A03-1-001	A03-3-001	A03-4-001									
CLIMBER	1989-92		A03-3-003	A03-4-004									
ENDURO 250	1984-85		A03-3-002	A03-4-002									
TX 311	1986-87	A03-1-002/P											
TXR 240/312M	1988			A03-4-003									
<b>ATK</b>													
<b>500-600cc</b>													
MIX 4 Stroke	1987-93	K01-1-021/P	A07-3-001	K01-4-020									
MIX 4 Stroke	1994-95	K01-1-021/P	A07-3-001	A07-4-001									
<b>BETA</b>													
<b>125cc</b>													
ENDURO RR 2T	2018-19	B05-1-007/P	B05-2-004/P		K01-4-046								
ENDURO RR 2T	2020		B05-2-004/P		K01-4-046								
EVO 2T 125	2009-16	B05-1-006/P	B05-2-005/P	B05-3-003/P	B05-4-012								
EVO 2T 125	2017-18		B05-2-005/P	B05-3-003/P	B05-4-012								
EVO 2T 125	2019		B05-2-005/P	B05-3-003/P									
REV-3 125	2004-05				B05-4-007								
REV-3 125	2006-07	B05-1-006/P		B05-3-004/P	B05-4-007								
REV-3 125	2008	B05-1-006/P			B05-4-007								
<b>200cc</b>													
ENDURO RR 2T	2019	B05-1-007/P	B05-2-004/P		K01-4-046								
ENDURO RR 2T	2020		B05-2-004/P		K01-4-046								
EVO 2T 200	2009-16	B05-1-006/P	B05-2-005/P	B05-3-003/P	B05-4-012								
EVO 2T 200	2017-18		B05-2-005/P	B05-3-003/P	B05-4-012								
EVO 2T 200	2019		B05-2-005/P	B05-3-003/P									
REV-3 200	2004-05				B05-4-007								
REV-3 200	2006-07	B05-1-006/P		B05-3-004/P	B05-4-007								
REV-3 200	2008	B05-1-006/P			B05-4-009								
<b>250cc</b>													
ENDURO RR 2T	2015-17	B05-1-007/P	B05-2-004/P	B05-2-005/P									

MODEL	YEAR	FR BRAKE	RE BRAKE	CLUTCH	THROTTLE	START	DECOMP	SPEEDO	GASSER	DOHERTY	VEN 600A	AMAL T80	DOMINO
<b>BETA</b>													
ENDURO RR 2T	2018-19	B05-1-007/P	B05-2-004/P	B05-3-006/P	K01-4-046								
ENDURO RR 2T	2020		B05-2-004/P	B05-3-006/P	K01-4-046								
EVO 2T 250	2009-16	B05-1-006/P	B05-2-005/P	B05-3-003/P	B05-4-012								
EVO 2T 250	2017-18		B05-2-005/P	B05-3-003/P	B05-4-012								
EVO 2T 250	2019		B05-2-005/P	B05-3-003/P									
EVO 4T 250	2009-16	B05-1-006/P		B05-3-004/P	B05-4-011								
EVO 4T 250	2017-18	B05-1-006/P		B05-3-004/P									
REV-3 250	2004				B05-4-007								
REV-3 250	2005-07	B05-1-006/P		B05-3-004/P	B05-4-007								
REV-3 250	2008	B05-1-006/P			B05-4-009								
REV-3 250 4T	2007	B05-1-006/P		B05-3-004/P	B05-4-007								
REV-3 250 4T	2008	B05-1-006/P		B05-3-004/P	B05-4-008								
TECHNO	1994-95		B05-2-007/P										
TECHNO	1996-99	B05-1-005/P	B05-2-003/P	B05-3-002/P	B05-4-005								270cc
<b>270cc</b>													
REV-3 270	2004				B05-4-007								
REV-3 270	2005-07	B05-1-006/P		B05-3-004/P	B05-4-007								
REV-3 270	2008	B05-1-006/P			B05-4-009								
<b>290cc</b>													
EVO 2T 290	2009-11	B05-1-006/P	B05-2-005/P	B05-3-003/P	B05-4-012								290cc
<b>300cc</b>													
ENDURO RR 2T	2015-16	B05-1-007/P	B05-2-004/P	B05-3-005/P									300cc
ENDURO RR 2T	2017-19	B05-1-007/P	B05-2-004/P	B05-3-006/P	K01-4-046								
ENDURO RR 2T	2020		B05-2-004/P	B05-3-006/P	K01-4-046								
EVO 2T 300	2012-16	B05-1-006/P	B05-2-005/P	B05-3-003/P	B05-4-012								
EVO 2T 300	2017-18		B05-2-005/P	B05-3-003/P	B05-4-012								
EVO 2T 300	2019		B05-2-005/P	B05-3-003/P									
EVO 4T 300	2009-16	B05-1-006/P		B05-3-004/P	B05-4-011								
EVO 4T 300	2017-19	B05-1-006/P		B05-3-004/P									
<b>350cc</b>													
ENDURO RR 4T	2011-19	B05-1-007/P	B05-2-004/P										350cc
ENDURO RR 4T	2020		B05-2-004/P	B05-3-007/P									
<b>390cc</b>													
ENDURO RR 4T	2015-19	B05-1-007/P	B05-2-004/P										390cc
ENDURO RR 4T	2020		B05-2-004/P	B05-3-007/P									

MODEL	YEAR	FR BRAKE	RE BRAKE	CLUTCH	THROTTLE	START	DECOMP	SPEEDO	GASSER	DOHERTY	VEN 600A	AMAL T80	DOMINO
<b>BETA</b>													
<b>400cc</b>													
ENDURO RR 4T	2007		B05-2-004/P										
ENDURO RR 4T	2008-13	B05-1-007/P	B05-2-004/P										
<b>430cc</b>													
ENDURO RR 4T	2016-19	B05-1-007/P	B05-2-004/P										
ENDURO RR 4T	2020		B05-2-004/P	B05-3-007/P									
<b>450cc</b>													
ENDURO RR 4T	2007		B05-2-004/P										
ENDURO RR 4T	2008-13	B05-1-007/P	B05-2-004/P										
<b>480cc</b>													
ENDURO RR 4T	2015-19	B05-1-007/P	B05-2-004/P										
ENDURO RR 4T	2020		B05-2-004/P	B05-3-007/P									
<b>50-260cc</b>													
125/240	1983-84	B05-1-001		B05-3-001	B05-4-002								
125/240	1985	B05-1-002		B05-3-001	B05-4-002								
REV3 TRIALS	2000				B05-4-006								
RR 4T CROSS COUNTRY	2012	B05-1-007/P	B05-2-004/P	H05-3-005/P									
SUPER TRIAL	1990-93	B05-1-004/P	B05-2-002/P	B05-3-001	B05-4-004								
TR32	1983-84	B05-1-001		B05-3-001	B05-4-001								
TR32	1985	B05-1-002		B05-3-001	B05-4-001								
TR34	1987	B05-1-003/P	B05-2-001/P	B05-3-001	B05-4-003								
TR34	1988	B05-1-003/P	B05-2-002/P	B05-3-001	B05-4-003								
TR34	1989	B05-1-004/P	B05-2-002/P	B05-3-001	B05-4-003								
TR35	1990-92	B05-1-004/P	B05-2-002/P	B05-3-001	B05-4-003								
ZERO/IGARA	1990-93	B05-1-004/P	B05-2-002/P	B05-3-001	B05-4-004								
<b>80cc</b>													
EVO 80 JR	2009-14				B05-4-010								
EVO 80 JR	2015-19				B05-4-010								
EVO 80 SR	2009-14	B05-1-006/P			B05-4-010								
EVO 80 SR	2015				B05-4-010								
EVO 80 SR	2016-19	B05-1-006/P			B05-4-010								
REV-3 80	2004-07				B05-4-010								
REV-3 80	2008	B05-1-006/P			B05-4-010								

MODEL	YEAR	FR BRAKE	RE BRAKE	CLUTCH	THROTTLE	START	DECOMP	SPEEDO	GASSER	DOHERTY	VEN 600A	AMAL T80	DOMINO
<b>BULTACO</b>													
<b>BULTACO</b>													
<b>125cc</b>													
PURSANG	Mk 6	B01-1-002		B01-3-003	B01-4-004								
PURSANG	Mk 7	B01-1-003		B01-3-004	B01-4-004								
PURSANG	Mk 8	B01-1-003		B01-3-004	B01-4-010								
PURSANG	Mk 9-10	B01-1-003	B01-2-003T4	B01-3-004	B01-4-010								
<b>250cc</b>													
PURSANG	Mk 4	B01-1-001		B01-3-001	B01-4-003								
PURSANG	Mk 5	B01-1-001		B01-3-002	B01-4-003								
PURSANG	Mk 6	B01-1-002		B01-3-003	B01-4-006								
PURSANG	Mk 7	B01-1-003		B01-3-004	B01-4-006								
PURSANG	Mk 8	B01-1-003		B01-3-004	B01-4-008								
PURSANG	Mk 9	B01-1-007	B01-2-002T4	B01-3-004	B01-4-015								
PURSANG	Mk 10	B01-1-007		B01-3-004	B01-4-015								
PURSANG	Mk 11	B01-1-008		B01-3-004	B01-4-015								
PURSANG	Mk 12	B01-1-008		B01-3-004	B01-4-016								
SHERPA TRIALS		B01-1-004		B01-3-005	B01-4-011								
SHERPA TRIALS		B01-1-004	B01-2-001	B01-3-005	B01-4-012								
SHERPA TRIALS		B01-1-004	B01-2-001	B01-3-006	B01-4-012								
SHERPA TRIALS		B01-1-004	B01-2-001	B01-3-006	B01-4-013								
SHERPA TRIALS		B01-1-005	B01-2-001	B01-3-007	B01-4-012								
SHERPA TRIALS		B01-1-006		B01-3-008	B01-4-012								
SHERPA TRIALS		B01-1-006		B01-3-008	B01-4-012								
SHERPA TRIALS		B01-1-006		B01-3-008	B01-4-014								
SHERPA TRIALS		B01-1-006	B01-2-005T4	B01-3-008	B01-4-014								
SHERPA TRIALS		B01-1-009	B01-2-005T4	B01-3-008	B01-4-017								
<b>325-350cc</b>													
SHERPA TRIALS		B01-1-004	B01-2-001	B01-3-006	B01-4-013								
SHERPA TRIALS		B01-1-005	B01-2-001	B01-3-007	B01-4-012								
SHERPA TRIALS		B01-1-006		B01-3-008	B01-4-012								
SHERPA TRIALS		B01-1-006		B01-3-008	B01-4-012								
SHERPA TRIALS		B01-1-006		B01-3-008	B01-4-014								
SHERPA TRIALS		B01-1-006	B01-2-005T4	B01-3-008	B01-4-014								
SHERPA TRIALS		B01-1-009	B01-2-005T4	B01-3-008	B01-4-018								
<b>325-350cc</b>													
SHERPA TRIALS		B01-1-004	B01-2-001	B01-3-006	B01-4-013								
SHERPA TRIALS		B01-1-005	B01-2-001	B01-3-007	B01-4-012								
SHERPA TRIALS		B01-1-006		B01-3-008	B01-4-012								
SHERPA TRIALS		B01-1-006		B01-3-008	B01-4-012								
SHERPA TRIALS		B01-1-006		B01-3-008	B01-4-014								
SHERPA TRIALS		B01-1-006	B01-2-005T4	B01-3-008	B01-4-014								
SHERPA TRIALS		B01-1-009	B01-2-005T4	B01-3-008	B01-4-018								

MODEL	YEAR	FR BRAKE	RE BRAKE	CLUTCH	THROTTLE	START	DECOMP	SPEEDO	GASSER	DOHERTY	VEN 600A	AMAL T80	DOMINO
<b>BULTACO</b>													
360-370cc													
PURSANG Mk 8	1975	B01-1-003		B01-3-004	B01-4-008								
PURSANG Mk 9	1976	B01-1-007	B01-2-002T4	B01-3-004	B01-4-015								
PURSANG Mk 10	1977	B01-1-007		B01-3-004	B01-4-015								
PURSANG Mk 11	1978	B01-1-008		B01-3-004	B01-4-015								
PURSANG Mk 12	1979	B01-1-008		B01-3-004	B01-4-016								
<b>CAGIVA</b>													
125cc													
RX 125 ENDURO	1982	C06-1-003		C06-3-003									
WMX 125	1981	C06-1-001		C06-3-001	C06-4-001								
WMX 125	1983-84	C06-1-005		C06-3-004	C06-4-003								
WMX 125 GP	1985	C06-1-006/P		C06-3-006	C06-4-005								
WMX 125 GP	1986	C06-1-006/P		C06-3-008	C06-4-005								
WMX 125 GP	1987	C06-1-009/P		C06-3-008	C06-4-007								
WMX 125 GP	1988-89	C06-1-009/P	C06-2-001/P	C06-3-008	C06-4-008								
WMX 125 TLS	1984	C06-1-008		C06-3-004	C06-4-003								
WRX 125 ENDURO	1983	C06-1-005		C06-3-005	C06-4-004								
250cc													
MXR 250	1981-82	C06-1-002		C06-3-002	C06-4-002								
RX 250	1981-82	C06-1-004		C06-3-002	C06-4-002			C06-7-001					
WMX 250	1983-85	C06-1-007/P		C06-3-004									
WMX 250	1988-89	C06-1-009/P	C06-2-001/P	C06-3-009	C06-4-008								
500cc													
WMX 500	1984-86	C06-1-007/P		C06-3-007	C06-4-006								
<b>CAN-AM</b>													
125-175cc													
125LC MX	1983	C01-1-008		C05-3-001							C05-4-006/9		
125LC MX	1984	C01-1-009		C05-3-001							C05-4-006/9		
175 WRE	1980-84	C05-1-001		C05-3-001	C05-4-001								
250-280cc													
250 MILITARY Mk 1	1980	C05-1-001		C05-3-001									
250 MILITARY Mk 2	1981-82	C05-1-001		C05-3-002									
250/280 WRE	1980-84	C05-1-001	C05-2-002	C05-3-001	C05-4-001								
250LC MX	1983	C01-1-008		C05-3-001									

MODEL	YEAR	FR BRAKE	RE BRAKE	CLUTCH	THROTTLE	START	DECOMP	SPEEDO	GASSER	DOHERTY	VEN 600A	AMAL T80	DOMINO
<b>CAN-AM</b>													
250LC MX	1984	C01-1-009		C05-3-001	C05-4-004								
<b>500-560cc</b>													
486 MX	1983	C01-1-008		C05-3-001	C01-4-008								
486 MX	1984	C01-1-009		C05-3-001	C01-4-008								
560	1985-88	C01-1-013/P	C01-2-007	C01-3-011	C01-4-018								
<b>CCM / ARMSTRONG</b>													
<b>125cc</b>													
CMX 125	1982	C01-1-008		C01-3-006	C01-4-012								
CMX 125	1983	C01-1-008		C01-3-006	C01-4-014								
CMX 125	1984	C01-1-009		C01-3-006	C01-4-014								
CMX 125	1985	C01-1-012/P		C01-3-006	C01-4-021								
CXR 125	2007-09					C01-5-009							
C-XR125							C01-4-031						
HIRO MX	1979	C01-1-005	C01-2-004	C01-3-004	C01-4-004								
<b>230cc</b>													
CXR 230	2006-13					C01-5-010							230cc
<b>250cc</b>													
ASE 250	1985-86	C01-1-011		C01-3-006	C01-4-017								
CMT 250	1981-83	C01-1-007		C01-3-005	C01-4-006						C01-7-004		
CMT 250	1984-85	C01-1-007		C01-3-007	C01-4-006								
CMX 250	1982-83	C01-1-008		C01-3-006	C01-4-007								
CMX 250	1984	C01-1-009		C01-3-006	C01-4-007								
CMX 250	1985	C01-1-010		C01-3-006	C01-4-022								
HIRO MX	1979	C01-1-005	C01-2-004	C01-3-004	C01-4-004								
<b>310-350cc</b>													
B40 TRIALS	1978	C01-1-003	C01-2-003	C01-3-003	C01-4-003								310-350cc
CMT 310	1981-83	C01-1-007		C01-3-005	C01-4-006								
CMT 350	1984-85	C01-1-007		C01-3-010	C01-4-019								
CMT 350	1986	C01-1-014	C01-2-005	C01-3-010	C01-4-019								
<b>440-486cc</b>													
AMX 486	1985	C01-1-011	C01-2-007	C01-3-006	C01-4-016								
ASE 486	1985-86	C01-1-011	C01-2-007	C01-3-006	C01-4-016						C01-7-004		
CMX 450	1982	C01-1-008	C01-2-007	C01-3-006	C01-4-008								
CMX 486	1983	C01-1-008	C01-2-007	C01-3-006	C01-4-013								

MODEL	YEAR	FR BRAKE	RE BRAKE	CLUTCH	THROTTLE	START	DECOMP	SPEEDO	GASSER	DOHERTY	VEN 600A	AMAL T80	DOMINO
<b>CCM / ARMSTRONG</b>													
<b>500-560cc</b>													
404 DS	2003-04				C01-4-029								
404 E	2003-04				C01-4-029								
604 /R30 ROTAX	2001-02		K01-2-005/P	C01-3-018	C01-4-025		C01-6-002	C01-7-107					
604 E /DS	2000-02		K01-2-003/P	C01-3-018	C01-4-025		C01-6-002	C01-7-106					
604 RS	2000-02		K01-2-005/P	C01-3-018	C01-4-025		C01-6-002	C01-7-106					
644 DS	2002-04	C01-1-017/P		C01-3-017	C01-4-028			C01-7-106					
ACM 560	1985	C01-1-012/P	C01-2-007	C01-3-011	C01-4-020								
ACM 560	1986-88	C01-1-013/P	C01-2-007	C01-3-011	C01-4-023								
B50 4-VALVE	1979	C01-1-004	C01-2-001	C01-3-002	C01-4-005								
B50 4-VALVE	1980-81	C01-1-006	C01-2-001	C01-3-002	C01-4-005								
B50 MX	1977-78	C01-1-002	C01-2-001	C01-3-002	C01-4-002								
B50 MX	up to 1976	C01-1-001	C01-2-001	C01-3-002	C01-4-002								
CAN-AM 560	1985-88	C01-1-013/P	C01-2-007	C01-3-011	C01-4-018								
CMX 500	1982-83	C01-1-008	C01-2-007	C01-3-011	C01-4-009								
CMX 500	1984	C01-1-009	C01-2-007	C01-3-011	C01-4-015								
CMX 500/560	1989	C01-1-015/P	C01-2-006/P	C01-3-012	C01-4-024								
CMX 500/560	1990-93	C01-1-015/P	C01-2-006/P	C01-3-013	C01-4-024								
CMX 560	1996-97	C01-1-016/P	K01-2-005/P	C01-3-013	C01-4-020		C01-6-001						
CMX 560 / 604	1998	C01-1-016/P	K01-2-005/P	C01-3-014	C01-4-020		C01-6-002						
CMX 560 / 604	1999	C01-1-016/P	K01-2-005/P	C01-3-018	C01-4-020		C01-6-002						
R30 / 644	2002-04			C01-3-017	C01-4-028			C01-7-107					
<b>CZ</b>													
<b>250-400cc</b>													
250/360 MX	1964-66	C04-1-001		C04-3-001	C04-4-001								
250/380 MX	1967-70	C04-1-001		C04-3-002	C04-4-001								
250/400 MX	1971-74	C04-1-001		C04-3-002	C04-4-002								
250/400 MX	1975-76	C04-1-002		C04-3-002	C04-4-002								
250/400 MX	1977-on	C04-1-003		C04-3-002	C04-4-003								
<b>FANTIC</b>													
<b>0-80cc</b>													
50 TRIALS	1980-81	F01-1-005		F01-3-002	F01-4-003								
80 TRIALS	1988			F01-3-004									
80 TRIALS	1991		F01-2-003/P	F01-3-005	F01-4-009								
<b>0-80cc</b>													

MODEL	YEAR	FR BRAKE	RE BRAKE	CLUTCH	THROTTLE	START	DECOMP	SPEEDO	GASSER	DOHERTY	VEN 600A	AMAL T80	DOMINO
<b>FANTIC</b>													
125cc													
XE 125	2021	Y01-1-070/P	Y01-2-034/P	Y01-3-062	Y01-4-083								125cc
125-175cc													
125/175 ENDURO	1979-81	F01-1-003		F01-3-001	F01-4-002								125-175cc
125/175 TRIALS	1979-81	F01-1-001		F01-3-001	F01-4-001								
200-250cc													
200 TRIALS	1979-81	F01-1-001		F01-3-001	F01-4-001								200-250cc
201 PROGRESS 2	1987-88	F01-1-007		F01-3-003	F01-4-007								
201 PROGRESS 2 F/HOSE	1987-88	F01-1-008/P											
201 TRIALS	1985-86	F01-1-006/P		F01-3-003	F01-4-007								
240 TRIALS	1981-84	F01-1-004		F01-3-003	F01-4-004								
243 TRIALS	1987		F01-2-001/P	F01-3-003									
245 TRIALS	1989-91		F01-2-002/P	F01-3-003									
250 ENDURO	1979-81	F01-1-003		F01-3-001									
250 SECTION	1995-97	F01-1-010/P	F01-2-004/P	F01-3-006/P	F01-4-008								250cc
250cc													
XE F 250	2021	Y01-1-080/P	Y01-2-034/P	Y01-3-076	Y01-4-085								
301-305cc													
301 TRIALS	1984-85	F01-1-004		F01-3-003	F01-4-007								301-305cc
301 TRIALS	1985-86	F01-1-006/P		F01-3-003	F01-4-007								
303 PROGRESS 2	1987-88	F01-1-007		F01-3-003	F01-4-007								
303 PROGRESS 2 F/Hose		F01-1-008/P											
305 TRIALS	1989-91	F01-1-009/P		F01-3-003	F01-4-007								
<b>GAS GAS</b>													
125-300cc													
ENDURO 2T	2010	G06-1-007/P	G06-2-004/P	G06-3-005/P									
ENDURO 2T	2011-15	G06-1-007/P	G06-2-004/P	G06-3-005/P	G06-4-010								
ENDURO 2T 'Racing'	2013-14	G06-1-007/P	G06-2-004/P										
ENDURO 2T 'Racing'	2015	G06-1-007/P	G06-2-004/P		G06-4-010								
ENDURO 4T	2010-15	G06-1-007/P	G06-2-004/P		G06-4-009								
ENDURO MODELS	1998-99	G06-1-004/P											
ENDURO MODE (Missin Brakes)	2000-04	G06-1-005/P											
ENDURO MODELS	2000-09	G06-1-007/P	G06-2-004/P	G06-3-004/P	G06-4-005								
RAGA REPLICA	2011-12		G06-2-006/P	G06-3-005/P	G06-4-002								
RAGA REPLICA (Keithin Carb)	2011-14	-	-	-	G06-4-006								

MODEL	YEAR	FR BRAKE	RE BRAKE	CLUTCH	THROTTLE	START	DECOMP	SPEEDO	GASSER	DOHERTY	VEN 600A	AMAL T80	DOMINO
<b>GAS GAS</b>													
RAGA REPLICA	2013-14			G06-3-005/P	G06-4-002								
TRIALS MODELS	1989-91			G06-3-001	G06-4-001								
TRIALS MODELS	1992-93		G06-2-002/P	G06-3-002/P	G06-4-001								
TRIALS MODELS	1994-96	G06-1-002/P	G06-2-002/P	G06-3-002/P	G06-4-002								
TRIALS MODELS	1997-01	G06-1-003/P	G06-2-002/P	G06-3-003/P	G06-4-002								
TRIALS MODELS	2002-09	G06-1-006/P	G06-2-003/P	G06-3-005/P	G06-4-002								
TRIALS MODELS	2010	G06-1-006/P	G06-2-006/P	G06-3-005/P	G06-4-002								
TRIALS MODELS(AJP CALIPERS)	2011-13	-	G06-2-005/P	-	-								
TRIALS MODELS	2011-14		G06-2-006/P	G06-3-005/P	G06-4-002								
TXT RACING (Keihin Carb)	2011	-	-	-	G06-4-006								
TXT RACING	2011	G06-1-006/P	G06-2-006/P		G06-4-002								
TXT RACING	2012	G06-1-008/P	G06-2-006/P	G06-3-005/P	G06-4-002								
TXT RACING	2013		G06-2-006/P	G06-3-005/P	G06-4-002								
TXT RACING	2014	G06-1-009/P	G06-2-006/P	G06-3-005/P	G06-4-006								
TXT RACING	2015	G06-1-009/P		G06-3-005/P	G06-4-006								
TXT RACING	2017-18	G06-1-009/P	G06-2-007/P	G06-3-006/P	G06-4-006								
TXT RACING	2019-20	G06-1-009/P		G06-3-006/P	G06-4-006								250cc
<b>250cc</b>													
EC 250	2018				G06-4-011	G06-5-001							
<b>300cc</b>													
EC 300	2018				G06-4-011	G06-5-001							300cc
<b>50cc</b>													
TXT Boy	All years				G06-4-008								50cc
<b>GAS-GAS</b>													
<b>70cc</b>													
TXT Rookie	All years				G06-4-007								70cc
<b>GILERA</b>													
<b>125cc</b>													
125 ENDURO	1982	G04-1-003		G04-3-002	G04-4-002								125cc
125 MX AIR COOLED	1982			G04-3-002	G04-4-002								
125 MX LC	1982	G04-1-001		G04-3-001	G04-4-001								
<b>HONDA</b>													
<b>0-85cc</b>													
CR 50/60 (RE-RG)	1984-86	H02-1-028	H02-3-024	H02-3-024	H02-4-024								0-85cc

MODEL	YEAR	FR BRAKE	RE BRAKE	CLUTCH	THROTTLE	START	DECOMP	SPEEDO	GASSER	DOHERTY	VEN 600A	AMAL T80	DOMINO
<b>HONDA</b>													
<b>100cc</b>													
XL 100	1979-80			H02-3-016				H02-7-004					100cc
<b>110cc</b>													
CRF 110 F	2013-18	H02-1-034			H02-4-077								110cc
CRF 110 F	2019-21	H02-1-034											
<b>125cc</b>													
CR 125 (M1-M4)	1975-78			H02-3-004									
CR 125 (RZ-RA)	1979-80	H02-1-006		H02-3-008	H02-4-007								
CR 125 (RB)	1981	H02-1-011		H02-3-010	H02-4-009								
CR 125 (RC)	1982	H02-1-014		H02-3-010	H02-4-009								
CR 125 (RD)	1983	H02-1-017	H02-2-007	H02-3-014	H02-4-009								
CR 125 (RE)	1984	H02-1-019/P	H02-2-010	H02-3-018	H02-4-016								
CR 125 (RF)	1985	H02-1-019/P	H02-2-009	H02-3-018	H02-4-022								
CR 125 (RG)	1986	H02-1-019/P	H02-2-009	H02-3-018	H02-4-027								
CR 125 (RH-RJ)	1987-88	H02-1-019/P	H02-2-014/P	H02-3-018	H02-4-027								
CR 125 (RK)	1989	H02-1-034/P	H02-2-014/P	H02-3-018	H02-4-027								
CR 125 (RL-RM)	1990-91	H02-1-035/P	H02-2-014/P	H02-3-018	H02-4-030								
CR 125 (RN)	1992	H02-1-038/P	H02-2-014/P	H02-3-018	H02-4-030								
CR 125 (RN) 'White Power'	1992	H02-1-040/P	H02-2-014/P	H02-3-018	H02-4-030								
CR 125 (RP-RR) 'White Power'	1993-94	H02-1-040/P	H02-2-014/P	H02-3-018	H02-4-031						MA1-4-004		
CR 125 (RP-RR)	1993-94	H02-1-038/P	H02-2-014/P	H02-3-018	H02-4-031						MA1-4-004		
CR 125 (RS)	1995	H02-1-043/P	H02-2-014/P	H02-3-018	H02-4-031						MA1-4-004		
CR 125 (RS) 'White Power'	1995	H02-1-040/P	H02-2-014/P	H02-3-018	H02-4-031						MA1-4-004		
CR 125 (RT-RV) 'White Power'	1996-97	H02-1-040/P	H02-2-014/P	H02-3-018	H02-4-031						MA1-4-004		
CR 125 (RT-RV)	1996-97	H02-1-043/P	H02-2-014/P	H02-3-018	H02-4-031						MA1-4-004		
CR 125 (RW-RX)	1998-99	H02-1-043/P	H02-2-018/P	H02-3-031	H02-4-033						MA1-4-004		
CR 125 (RW-RX) 'White Power'	1998-99	H02-1-040/P	H02-2-018/P	H02-3-031	H02-4-033						MA1-4-004		
CR 125 (RY-R1)	2000-01	H02-1-043/P	H02-2-018/P	H02-3-035	H02-4-034						MA1-4-004		
CR 125 (RY-R1) 'White Power'	2000-01	H02-1-040/P	H02-2-018/P	H02-3-035	H02-4-034						MA1-4-004		
CR 125 (R2-R3)	2002-03	H02-1-043/P	H02-2-023/P	H02-3-035	H02-4-034						MA1-4-004		
CR 125 (R2-R3) 'White Power'	2002-03	H02-1-040/P	H02-2-023/P	H02-3-035	H02-4-034						MA1-4-004		
CR 125 (R4)	2004	H02-1-043/P	H02-2-023/P	H02-3-042	H02-4-034						MA1-4-004		
CR 125 (R5-R7)	2005-07	H02-1-043/P	H02-2-035/P	H02-3-042	H02-4-034						MA1-4-004		
CRF 125 F	2014-18	H02-1-061/P		H02-3-043	H02-4-076								
CRF 125 FB	2014-18	H02-1-061/P		H02-3-059	H02-4-078								
TL 125	1975-77	H02-1-001		H02-3-001	H02-4-001								

MODEL	YEAR	FR BRAKE	RE BRAKE	CLUTCH	THROTTLE	START	DECOMP	SPEEDO	GASSER	DOHERTY	VEN 600A	AMAL T80	DOMINO
<b>HONDA</b>													
XL 125 S	1974-76	H02-1-027											
<b>150cc</b>													
CRF 150 F	2003-17	H02-1-072/P		H02-3-058	H02-4-075								150cc
CRF 150-R & RB	2007-17	H02-1-067/P	H02-2-036/P	H02-3-046	H02-4-056	H02-5-001							
CRF 150-R & RB	2018-21	H02-1-067/P		H02-3-046	H02-4-056	H02-5-001							
<b>200cc</b>													
TL 200 E	1976-80	H02-1-009	H02-2-001	H02-3-009	H02-4-008								200cc
TLR 200 E/F/G	1984-86	H02-1-024		H02-3-020	H02-4-019								
XR 200 R	1982-83	H02-1-016	H02-2-008T4	H02-3-013	H02-4-013			H02-7-002					
<b>230cc</b>													
CRF 230 F	2003-19	H02-1-071/P		H02-3-053									230cc
CRF 230 L	2008-09	H02-1-070/P											
CRF 230 M	2009	H02-1-070/P											
<b>250cc</b>													
CR 250 (M1)	1975-76			H02-3-005									
CR 250 (RZ-RA)	1979-80	H02-1-006		H02-3-006	H02-4-005								
CR 250 (RB)	1981	H02-1-012		H02-3-011	H02-4-009								
CR 250 (RC)	1982	H02-1-014	H02-2-004	H02-3-011	H02-4-012								
CR 250 (RD)	1983	H02-1-015	H02-2-005	H02-3-011	H02-4-012								
CR 250 (RE)	1984	H02-1-019/P	H02-2-009	H02-3-017	H02-4-015								
CR 250 (RF)	1985	H02-1-019/P	H02-2-009	H02-3-017	H02-4-022								
CR 250 (RG)	1986	H02-1-019/P	H02-2-009	H02-3-017	H02-4-026								
CR 250 (RH-RJ)	1987-88	H02-1-019/P	H02-2-014/P	H02-3-017	H02-4-026								
CR 250 (RK)	1989	H02-1-035/P	H02-2-014/P	H02-3-017	H02-4-026								
CR 250 (RL-RM)	1990-91	H02-1-035/P	H02-2-014/P	H02-3-017	H02-4-030								
CR 250 (RN)	1992	H02-1-038/P	H02-2-014/P	H02-3-017	H02-4-030								
CR 250 (RN) 'White Power'	1992	H02-1-040/P	H02-2-014/P	H02-3-017	H02-4-030								
CR 250 (RP-RR)	1993-94	H02-1-038/P	H02-2-014/P	H02-3-017	H02-4-031						MA1-4-004		
CR 250 (RP-RR) 'White Power'	1993-94	H02-1-040/P	H02-2-014/P	H02-3-017	H02-4-031						MA1-4-004		
CR 250 (RS-RT) 'White Power'	1995-96	H02-1-040/P	H02-2-014/P	H02-3-017	H02-4-031						MA1-4-004		
CR 250 (RS-RT)	1995-96	H02-1-043/P	H02-2-014/P	H02-3-017	H02-4-031						MA1-4-004		
CR 250 (RV) 'White Power'	1997	H02-1-040/P	H02-2-018/P	H02-3-030	H02-4-031						MA1-4-004		
CR 250 (RV)	1997	H02-1-043/P	H02-2-018/P	H02-3-030	H02-4-031						MA1-4-004		
CR 250 (RW-RY)	1998-00	H02-1-043/P	H02-2-018/P	H02-3-032	H02-4-031						MA1-4-004		
CR 250 (RW-RY) 'White Power'	1998-00	H02-1-040/P	H02-2-018/P	H02-3-032	H02-4-031						MA1-4-004		

MODEL	YEAR	FR BRAKE	RE BRAKE	CLUTCH	THROTTLE	START	DECOMP	SPEEDO	GASSER	DOHERTY	VEN 600A	AMAL T80	DOMINO
<b>HONDA</b>													
CR 250 (R1) 'White Power'	2001	H02-1-040/P	H02-2-018/P	H02-3-032	H02-4-034						MA1-4-004		
CR 250 (R1)	2001	H02-1-043/P	H02-2-018/P	H02-3-032	H02-4-034						MA1-4-004		
CR 250 (R2-R3) 'White Power'	2002-03	H02-1-040/P	H02-2-023/P	H02-3-032	H02-4-034						MA1-4-004		
CR 250 (R2-R3)	2002-03	H02-1-043/P	H02-2-023/P	H02-3-032	H02-4-034						MA1-4-004		
CR 250 (R4)	2004	H02-1-043/P	H02-2-023/P	H02-3-032	H02-4-034						MA1-4-004		
CR 250 ELSINOR(1)	1975				H02-4-004								
CR 250 R	1997-99				H02-4-028								
CR 250 R	2005	H02-1-043/P	H02-2-035/P	H02-3-032	H02-4-034								
CR 250 R	2006	H02-1-043/P	H02-2-035/P	H02-3-032	H02-4-034								
CR 250 R	2007	H02-1-043/P	H02-2-035/P	H02-3-032	H02-4-034								
CR 250 R	2008	H02-1-043/P	H02-2-035/P	H02-3-032	H02-4-034						MA1-4-004		
CRF 250 L	2013-16	H02-1-070/P	H02-2-040/P	H02-3-055	H02-4-071								
CRF 250 L	2017-18				H02-4-071								
CRF 250 R	2004	H02-1-043/P	H02-2-023/P	H02-3-044	H02-4-045		H02-6-003				H02-4-038/9		
CRF 250 R	2005-07	H02-1-043/P	H02-2-035/P	H02-3-044	H02-4-045		H02-6-003				H02-4-038/9		
CRF 250 R	2008	H02-1-043/P	H02-2-037/P	H02-3-060	H02-4-045		H02-6-003				H02-4-038/9		
CRF 250 R	2009	H02-1-068/P	H02-2-037/P	H02-3-060	H02-4-045		H02-6-003				H02-4-038/9		
CRF 250 R	2010-13	H02-1-068/P	H02-2-038/P	H02-3-051	H02-4-051						H02-4-038/9		
CRF 250 R	2014	H02-1-068/P	H02-2-039/P	H02-3-052	H02-4-072								
CRF 250 R	2015	H02-1-069/P	H02-2-039/P	H02-3-052	H02-4-072								
CRF 250 R	2016-17		H02-2-039/P	H02-3-052									
CRF 250 R	2018	H02-1-074/P	H02-2-042/P	H02-3-068	H02-4-080								
CRF 250 R	2019	H02-1-066/P	H02-2-042/P	H02-3-068	H02-4-080								
CRF 250 R	2020-21	H02-1-066/P	H02-2-043/P	H02-3-068	H02-4-080								
CRF 250 RL ABS	2017-20			H02-3-069	H02-4-055								
CRF 250 RL NON-ABS	2017-20		H02-2-040/P	H02-3-069	H02-4-055								
CRF 250 RX	2019-21	H02-1-066/P	H02-2-042/P	H02-3-068	H02-4-080								
CRF 250 X	2004-07	H02-1-063/P	H02-2-035/P	H02-3-054	H02-4-052		H02-6-003				H02-4-038/9		
CRF 250 X	2008-17	H02-1-065/P	H02-2-035/P	H02-3-048	H02-4-052		H02-6-003				H02-4-038/9		
CRM 250 AR	1997-98				H02-4-006								
CRM 250 R	1989-93			H02-3-003									
RTL 250	1986-87	H02-1-033		H02-3-028	H02-4-032								
TL 250	1975-79	H02-1-002		H02-3-002	H02-4-002								
TLR 250 F	1985	H02-1-024											
XL 250 R	1984-87	H02-1-004											
XR 250 (RE)	1984	H02-1-022/P		H02-3-026									

MODEL	YEAR	FR BRAKE	RE BRAKE	CLUTCH	THROTTLE	START	DECOMP	SPEEDO	GASSER	DOHERTY	VEN 600A	AMAL T80	DOMINO
<b>HONDA</b>													
XR 250 (RF)	1985	H02-1-032/P		H02-3-026									
XR 250	1996-03	H02-1-047/P	H02-2-025/P	H02-3-041	H02-4-042								
XR/XL 250	1978-81	H02-1-007	H02-2-002T4	H02-3-007			H02-6-001	H02-7-001					
<b>300cc</b>													
CRF 300 L	2021			H02-3-072	H02-4-071								300cc
CRF 300 LA	2021			H02-3-072	H02-4-071								
CRF 300 LR	2021			H02-3-073	H02-4-055								
CRF 300 LRA	2021			H02-3-073	H02-4-055								
<b>350cc</b>													
XL 350 R	1984-85			H02-3-071									
XR 350 (RD)	1983	H02-1-023		H02-3-019	H02-4-018			H02-7-003					
<b>400cc</b>													
XR 400 (RV-RY)	1997-03	H02-1-046/P	H02-2-024/P	H02-3-033	H02-4-039								
XR 400 R	1996-04						H02-6-004						
<b>450cc</b>													
CR 450 (RB)	1981	H02-1-012		H02-3-011	H02-4-009								
CRF 450 L	2019	H02-1-036/P	H02-2-044/P										
CRF 450 R (R2-R4)	2002-03	H02-1-043/P	H02-2-034/P	H02-3-039	H02-4-044		H02-6-003				H02-4-038/9		
CRF 450 R (R5)	2004-05	H02-1-043/P	H02-2-034/P	H02-3-061	H02-4-038		H02-6-003				H02-4-038/9		
CRF 450 R	2006	H02-1-043/P	H02-2-034/P	H02-3-062	H02-4-038		H02-6-003				H02-4-038/9		
CRF 450 R	2007	H02-1-043/P	H02-2-034/P	H02-3-062	H02-4-058		H02-6-003				H02-4-038/9		
CRF 450 R	2008	H02-1-043/P	H02-2-027/P	H02-3-063	H02-4-058		H02-6-003				H02-4-038/9		
CRF 450 R	2009-12	H02-1-068/P	H02-2-038/P	H02-3-050	H02-4-060						H02-4-038/9		
CRF 450 R	2013	H02-1-068/P	H02-2-038/P	H02-3-049	H02-4-068								
CRF 450 R	2014	H02-1-068/P	H02-2-039/P	H02-3-049	H02-4-070								
CRF 450 R	2015	H02-1-069/P	H02-2-039/P	H02-3-057	H02-4-070								
CRF 450 R	2016		H02-2-039/P	H02-3-057	H02-4-079								
CRF 450 R	2017	H02-1-074/P	H02-2-042/P	H02-3-036	H02-4-080								
CRF 450 R	2018	H02-1-074/P	H02-2-042/P	H02-3-070	H02-4-080								
CRF 450 R	2019-20	H02-1-066/P	H02-2-043/P	H02-3-065	H02-4-080								
CRF 450 R	2021	H02-1-066/P	H02-2-043/P										
CRF 450 RL	2021	H02-1-036/P	H02-2-044/P										
CRF 450 RWE	2019-20	H02-1-066/P	H02-2-043/P	H02-3-065	H02-4-080								
CRF 450 RX	2017	H02-1-074/P	H02-2-042/P	H02-3-066	H02-4-080								
CRF 450 RX	2018	H02-1-074/P	H02-2-042/P	H02-3-070	H02-4-080								

MODEL	YEAR	FR BRAKE	RE BRAKE	CLUTCH	THROTTLE	START	DECOMP	SPEEDO	GASSER	DOHERTY	VEN 600A	AMAL T80	DOMINO
<b>HONDA</b>													
CRF 450 RX	2019-20	H02-1-066/P	H02-2-043/P	H02-3-065	H02-4-080								
CRF 450 X	2005-07	H02-1-063/P	H02-2-034/P		H02-4-046		H02-6-003				H02-4-038/9		
CRF 450 X	2008	H02-1-063/P	H02-2-034/P		H02-4-050		H02-6-003				H02-4-038/9		
CRF 450 X	2009-17	H02-1-065/P	H02-2-034/P	H02-3-064	H02-4-050		H02-6-003				H02-4-038/9		
CRF 450 X	2019-20	H02-1-036/P	H02-2-044/P										
<b>480cc</b>													
CR 480 (RC)	1982	H02-1-014	H02-2-004	H02-3-011	H02-4-012								480cc
CR 480 (RD)	1983	H02-1-015	H02-2-006	H02-3-011	H02-4-012								
<b>50cc</b>													
CRF 50 F	2004-12	H02-1-003		H02-4-003									50cc
<b>500cc</b>													
CR 500 (RE)	1984	H02-1-019/P	H02-2-009	H02-3-017	H02-4-015								
CR 500 (RF)	1985	H02-1-019/P	H02-2-009	H02-3-017	H02-4-022								
CR 500 (RG)	1986	H02-1-019/P	H02-2-009	H02-3-017	H02-4-026								
CR 500 (RH-RJ)	1987-88	H02-1-019/P	H02-2-014/P	H02-3-017	H02-4-026								
CR 500 (RK)	1989	H02-1-035/P	H02-2-014/P	H02-3-017	H02-4-026								
CR 500 (RL-RM)	1990-91	H02-1-035/P	H02-2-014/P	H02-3-017	H02-4-030								
CR 500 (RN)	1992	H02-1-038/P	H02-2-014/P	H02-3-017	H02-4-030								
CR 500 (RN-RE) 'White Power'	1992-03	H02-1-040/P											
CR 500 (RP-RR)	1993-94	H02-1-038/P	H02-2-014/P	H02-3-017	H02-4-031						MA1-4-004		
CR 500 (RS)	1995	H02-1-043/P	H02-2-014/P	H02-3-017	H02-4-031						MA1-4-004		
CR 500 (RT-RY)	1996-01	H02-1-043/P	H02-2-014/P	H02-3-017	H02-4-031						MA1-4-004		
XR 500	1979-80	H02-1-007	H02-2-002T4	H02-3-007			H02-6-001	H02-7-001					60cc
<b>60cc</b>													
CR 60	1983	H02-1-026		H02-3-024									
CR 60	1984	H02-1-028		H02-3-024	H02-4-024								
<b>600cc</b>													
XR 600	1985-89			H02-3-038									
XR 600	1988-90			H02-3-038	H02-4-037								
XR 600	1991-00	H02-1-050/P	H02-2-028/P	H02-3-038	H02-4-037								
<b>650cc</b>													
XR 650 L	1993-13	H02-1-073/P	H02-2-041/P	H02-3-034	H02-4-053	H02-5-003							
XR 650 L	2014-20			H02-3-034		H02-5-003							
XR 650 R	2000-07	H02-1-049/P	H02-2-026/P	H02-3-037	H02-4-036		H02-6-002						

MODEL	YEAR	FR BRAKE	RE BRAKE	CLUTCH	THROTTLE	START	DECOMP	SPEEDO	GASSER	DOHERTY	VEN 600A	AMAL T80	DOMINO
<b>HONDA</b>													
<b>75cc</b>													
XR 75	1974-78			H02-3-067									75cc
<b>80cc</b>													
CR 80 (RA-RB)	1980-81	H02-1-013		H02-3-012	H02-4-010								
CR 80 (RC)	1982	H02-1-013		H02-3-012	H02-4-011								
CR 80 (RD)	1983	H02-1-018		H02-3-015	H02-4-014								
CR 80 (RE)	1984	H02-1-021		H02-3-015	H02-4-017								
CR 80 (R2F)	1985	H02-1-029	H02-2-015	H02-3-023	H02-4-025								
CR 80 (RF)	1985	H02-1-021		H02-3-027	H02-4-017								
CR 80 (RG)	1986	H02-1-031/P		H02-3-027	H02-4-029								
CR 80 (R2G)	1986	H02-1-029	H02-2-015	H02-3-023	H02-4-025								
CR 80 (RH-RM)	1987-91	H02-1-031/P	H02-2-015	H02-3-027	H02-4-029								
CR 80 (RN-RS)	1992-95	H02-1-031/P	H02-2-017/P	H02-3-027	H02-4-029								
CR 80 (RT-RV)	1996-97	H02-1-042/P	H02-2-019/P	H02-3-027	H02-4-029								
CR 80 'Big Wheel' (RT-RV)	1996-97	H02-1-042/P	H02-2-020/P	H02-3-027	H02-4-029								
CR 80 (RW-RX)	1998-99	H02-1-044/P	H02-2-019/P	H02-3-027	H02-4-029								
CR 80 'Big Wheel' (RW-RX)	1998-99	H02-1-044/P	H02-2-020/P	H02-3-027	H02-4-029								
CR 80 (RY)	2000	H02-1-045/P	H02-2-021/P	H02-3-027	H02-4-029								
CR 80 'Big Wheel' (RY)	2000	H02-1-045/P	H02-2-022/P	H02-3-027	H02-4-029								
CR 80 (R1-R2)	2001-02	H02-1-045/P	H02-2-021/P	H02-3-027	H02-4-029								
CR 80 'Big Wheel' (R1-R2)	2001-02	H02-1-045/P	H02-2-022/P	H02-3-027	H02-4-029								
CRF 80 F	2004-2013			H02-3-056	H02-4-074								
XR 80	1979-84			H02-3-067									
XR 80 R	1985-00			H02-3-067									
XR 80 R	2001-03			H02-3-056									
<b>85cc</b>													
CR 85 (R3-R4)	2003-04	H02-1-045/P	H02-2-022/P	H02-3-027	H02-4-029								
CR 85 'Big Wheel'	2003-04	H02-1-045/P	H02-2-022/P	H02-3-027	H02-4-029								
CR 85 (R5-R7)	2005-07	H02-1-029/P	H02-2-033/P	H02-3-027	H02-4-035								
CR 85 'Big Wheel'	2006-07	H02-1-029/P	H02-2-033/P	H02-3-027	H02-4-035								
<b>HUSABERG</b>													
<b>125cc</b>													
TE 125	2012	K01-1-028/P	K01-2-013/P	K01-3-028/P	K01-4-046								
TE 125	2013	K01-1-028/P	K01-2-013/P	H05-3-005/P	K01-4-046								
<b>HUSABERG</b>													
<b>125cc</b>													

MODEL	YEAR	FR BRAKE	RE BRAKE	CLUTCH	THROTTLE	START	DECOMP	SPEEDO	GASSER	DOHERTY	VEN 600A	AMAL T80	DOMINO
<b>HUSABERG</b>													
<b>250cc</b>													
FE 250	2013-14	K01-1-028/P	K01-2-013/P	K01-3-028/P	K01-4-045								
TE 250	2011-12	K01-1-028/P	K01-2-013/P	K01-3-028/P	K01-4-027								
TE 250	2013-14	K01-1-028/P	K01-2-013/P	K01-3-028/P	K01-4-046								
<b>300cc</b>													
TE 300	2011-12	K01-1-028/P	K01-2-013/P	K01-3-028/P	K01-4-027								
TE 300	2013-14	K01-1-028/P	K01-2-013/P	K01-3-028/P	K01-4-046								
<b>350cc</b>													
FE 350	1989-98							H05-7-001					
FE 350	2013-14	K01-1-028/P	K01-2-013/P	K01-3-028/P	K01-4-045								
<b>390cc</b>													
FE 390	2010-12	K01-1-028/P	K01-2-013/P	H05-3-004/P	H05-4-005								
<b>400cc</b>													
FE 400	1989-98							H05-7-001					
FE 400	1999							H05-7-002					
FE 400	2000						H05-6-004						
FE 400	2001-02						H05-6-004						
FE 400	2003						H05-6-004						
FS 400	2001-02							H05-7-002					
<b>450cc</b>													
FC 450	2004	H05-1-009/P	H05-2-004/P	H05-3-006/P	K01-4-036		K01-6-002						
FC 450	2005	H05-1-009/P	H05-2-004/P	H05-3-006/P	K01-4-036		K01-6-002						
FC 450	2006		H05-2-004/P	K01-3-028/P	K01-4-036		K01-6-002						
FE 450	2004-08	K01-1-028/P	K01-2-013/P	H05-3-006/P	K01-4-036		K01-6-002						
FE 450	2009-12	K01-1-028/P	K01-2-013/P	H05-3-004/P	H05-4-005								
FE 450	2013	K01-1-028/P	K01-2-013/P	K01-3-028/P	K01-4-045								
FE 450	2014	K01-1-028/P	K01-2-013/P	K01-3-033/P	K01-4-045								
FS 450c	2004-06	K01-1-028/P	H05-2-004/P	H05-3-006/P	K01-4-036		K01-6-002						
FS 450e	2004-06	K01-1-028/P	H05-2-004/P	H05-3-006/P	K01-4-036		K01-6-002						
FX 450	2010-12	K01-1-028/P	K01-2-013/P	H05-3-004/P	H05-4-005								
<b>470cc</b>													
FE 470	2001-02							H05-7-002					
FS 470	2001-02							H05-7-002					
<b>500-600cc</b>													
ELEC. START THROTTLE	1999				H05-4-004								
<b>500-600cc</b>													

MODEL	YEAR	FR BRAKE	RE BRAKE	CLUTCH	THROTTLE	START	DECOMP	SPEEDO	GASSER	DOHERTY	VEN 600A	AMAL T80	DOMINO
<b>HUSABERG</b>													
ENDURO MODELS	1989-90	H05-1-002/P	H05-2-001/P	H05-3-001	H05-4-001		H05-6-001						
ENDURO MODELS	1991	H05-1-002/P	H05-2-001/P	H05-3-001	H05-4-001		H05-6-001						
ENDURO MODELS	1992	H05-1-002/P	H05-2-001/P	H05-3-001	H05-4-002		H05-6-001						
ENDURO MODELS	1993-94	H05-1-002/P	H05-2-001/P	H05-3-001	H05-4-002		H05-6-001						
ENDURO MODELS	1995-96	H05-1-005/P	H05-2-003/P	H05-3-001	H05-4-002		H05-6-003						
ENDURO MODELS	1997	H05-1-006/P	H05-2-003/P	H05-3-001	H05-4-002		H05-6-003						
ENDURO MODELS	1998	H05-1-006/P	H05-2-003/P	H05-3-002	H05-4-003		H05-6-003						
ENDURO MODELS	1999	H05-1-006/P	H05-2-003/P	H05-3-003	H05-4-003		H05-6-003						
MX MODELS	1989-90	H05-1-001/P	H05-2-001/P	H05-3-001	H05-4-001		H05-6-001						
MX MODELS	1991	H05-1-001/P	H05-2-001/P	H05-3-001	H05-4-001		H05-6-001						
MX MODELS	1992	H05-1-001/P	H05-2-001/P	H05-3-001	H05-4-002		H05-6-001						
MX MODELS	1993-94	H05-1-001/P	H05-2-001/P	H05-3-001	H05-4-002		H05-6-001						
MX MODELS	1995-96	H05-1-003/P	H05-2-002/P	H05-3-001	H05-4-002		H05-6-003						
MX MODELS	1997	H05-1-004/P	H05-2-002/P	H05-3-001	H05-4-002		H05-6-003						
MX MODELS	1998	H05-1-004/P	H05-2-002/P	H05-3-002	H05-4-003		H05-6-003						
MX MODELS	1999	H05-1-004/P	H05-2-002/P	H05-3-003	H05-4-003		H05-6-003						
<b>501cc</b>													<b>501cc</b>
FE 501	1989-98							H05-7-001					
FE 501	1999-00							H05-7-002					
FE 501	2001-02							H05-7-002					
FE 501	2013	K01-1-028/P	K01-2-013/P	K01-3-028/P	K01-4-045								
FE 501	2014	K01-1-028/P	K01-2-013/P	K01-3-033/P	K01-4-045								
FS 501	2001-02							H05-7-002					
<b>550cc</b>													<b>550cc</b>
FC 550	2004	H05-1-009/P	H05-2-004/P	K01-3-028/P	K01-4-036		K01-6-002						
FC 550	2005	H05-1-009/P	H05-2-004/P	K01-3-028/P	K01-4-036		K01-6-002						
FC 550	2006		H05-2-004/P	K01-3-028/P	K01-4-036		K01-6-002						
FE 550	2001-02							H05-7-002					
FE 550e	2004	K01-1-028/P	H05-2-004/P	K01-3-028/P	K01-4-036		K01-6-002						
FE 550e	2005	K01-1-028/P	H05-2-004/P	K01-3-028/P	K01-4-036		K01-6-002						
FE 550e	2007-08	K01-1-028/P	H05-2-004/P	H05-3-006/P	K01-4-036		K01-6-002						
FS 550	2001-02							H05-7-002					
<b>570cc</b>													<b>570cc</b>
FE 570	2009-12	K01-1-028/P	K01-2-013/P	H05-3-004/P	H05-4-005								

MODEL	YEAR	FR BRAKE	RE BRAKE	CLUTCH	THROTTLE	START	DECOMP	SPEEDO	GASSER	DOHERTY	VEN 600A	AMAL T80	DOMINO
<b>HUSABERG</b>													
<b>600cc</b>													
FE 600	1989-98							H02-7-001					
FE 600	1999-00							H02-7-002					
<b>650cc</b>													
FE 550e	2006	K01-1-028/P	H05-2-004/P	K01-3-028/P	K01-4-036		K01-6-002						
FE 650	2001-02							H05-7-002					
FE 650e	2004	K01-1-028/P	H05-2-004/P	K01-3-028/P	K01-4-036		K01-6-002						
FE 650e	2005	K01-1-028/P	H05-2-004/P	K01-3-028/P	K01-4-036		K01-6-002						
FE 650e	2006	K01-1-028/P	H05-2-004/P	K01-3-028/P	K01-4-036		K01-6-002						
FS 650	2001-02							H05-7-002					
FS 650c	2004		H05-2-004/P	H05-3-006/P	K01-4-036		K01-6-002						
FS 650c	2005	H05-1-008/P	H05-2-004/P	H05-3-006/P	K01-4-036		K01-6-002						
FS 650c	2006	H05-1-008/P	H05-2-004/P	H05-3-006/P	K01-4-036		K01-6-002						
FS 650c	2007-08	H05-1-008/P	H05-2-004/P	H05-3-006/P	K01-4-036		K01-6-002						
FS 650e	2004		H05-2-004/P	H05-3-006/P	K01-4-036		K01-6-002						
FS 650e	2005	H05-1-010/P	H05-2-004/P	H05-3-006/P	K01-4-036		K01-6-002						
FS 650e	2006-08	H05-1-010/P	H05-2-004/P	H05-3-006/P	K01-4-036		K01-6-002						
<b>HUSQVARNA</b>													
<b>125cc</b>													
CR 125	1991			H01-3-011	H01-4-018								
CR 125	1992-94	H01-1-014/P	H01-2-005/P	H01-3-011	H01-4-018								
CR 125	1995	H01-1-014/P	H01-2-005/P	H01-3-013	H01-4-020								
CR 125	1996-97	H01-1-017/P	H01-2-005/P	H01-3-013	H01-4-020								
CR 125	1998-99	H01-1-017/P	H01-2-005/P	H01-3-013	H01-4-022								
CR 125	2000	H01-1-021/P	H01-2-007/P	H01-3-016	H01-4-023								
CR 125	2005	H01-1-029/P	H01-2-012/P	H01-3-016	H01-4-023								
CR 125	2006-07	H01-1-029/P	H01-2-013/P	H01-3-016	H01-4-023								
CR 125	2008	H01-1-039/P	H01-2-013/P	H01-3-018	H01-4-029								
CR 125	2009-13	H01-1-038/P	H01-2-022/P	H01-3-016	H01-4-031								
MX 125	1972	H01-1-001		H01-3-003	H01-4-002								
MX 125	1973	H01-1-001		H01-3-003	H01-4-003								
MX 125	1974-75	H01-1-001		H01-3-003	H01-4-004								
MX 125	1976-77	H01-1-003		H01-3-006	H01-4-006								
MX 125	1979-86			H01-3-009									
SM 125S	2004-06	H01-1-026/P	H01-2-008/P	H01-3-016									
<b>HUSQVARNA</b>													
<b>125cc</b>													

MODEL	YEAR	FR BRAKE	RE BRAKE	CLUTCH	THROTTLE	START	DECOMP	SPEEDO	GASSER	DOHERTY	VEN 600A	AMAL T80	DOMINO
<b>HUSQVARNA</b>													
SM 125S	2007	H01-1-026/P	H01-2-007/P	H01-3-033									
SM 125S	2008-13	H01-1-022/P	H01-2-007/P	H01-3-033									
TC 125	2014-15	K01-1-027/P	K01-2-019/P	K01-3-027/P	K01-4-046								
TC 125	2016	K01-1-027/P	K01-2-019/P	K01-3-035/P	K01-4-046								
TC 125	2017	K01-1-027/P	K01-2-019/P	K01-3-035/P	K01-4-053								
TC 125	2018			K01-3-035/P	K01-4-053								
TC 125	2019-20	K01-1-027/P	K01-2-019/P	K01-3-035/P	K01-4-053								
TC 125	2021	K01-1-027/P	K01-2-019/P										
TE 125	2014-16	K01-1-028/P	K01-2-019/P	H01-3-032/P	K01-4-046								
WMX 125	1987		C06-2-001/P	C06-3-008	C06-4-007								
WMX 125	1988-89		C06-2-001/P	C06-3-008	C06-4-008								
WR 125	1976-77	H01-1-004											
WR 125	2003-05	H01-1-025/P	H01-2-009/P	H01-3-016	H02-4-023								
WR 125	2006-08	H01-1-034/P	H01-2-013/P	H01-3-016	H02-4-023								
WR 125	2009-12	H01-1-037/P	H01-2-022/P	H01-3-016	H01-4-031								
WRE 125	1989	H01-1-013/P		C06-3-008	C06-4-008								
WRE 125	1990-91	H01-1-013/P		H01-3-011	H01-4-018								
WRE 125	1992-93	H01-1-015/P	H01-2-005/P	H01-3-011	H01-4-018			H01-7-002					
WRE 125	1994	H01-1-016/P	H01-2-005/P	H01-3-011	H01-4-020			H01-7-002					
WRE 125	1994	H01-1-015/P	H01-2-005/P	H01-3-011	H01-4-020			H01-7-002					
WRE 125	1995	H01-1-015/P	H01-2-005/P	H01-3-013	H01-4-020			H01-7-002					
WRE 125	1996-97	H01-1-018/P	H01-2-005/P	H01-3-013	H01-4-020			H01-7-002					
WRE 125	1998-99	H01-1-018/P	H01-2-005/P	H01-3-013	H01-4-020			H01-7-002					
WRE 125	2000-06	H01-1-022/P	H01-2-007/P	H01-3-016				H01-7-002					
WRE 125	2007	H01-1-022/P	H01-2-007/P	H01-3-033									
WRE 125	2008	H01-1-022/P	H01-2-007/P	H01-3-033	H01-4-029								
WRE 125	2009-10	H01-1-022/P	H01-2-007/P	H01-3-033									
WRE 125	2011		H01-2-007/P	H01-3-033									
<b>150cc</b>													<b>150cc</b>
TE 150	2017	K01-1-044/P	K01-2-019/P		K01-4-053								
TE 150	2018-19				K01-4-053								
TE 150i	2020-21				K01-4-059								
<b>175cc</b>													<b>175cc</b>
WR 175	1976-77	H01-1-004			H01-4-007								
<b>250cc</b>													<b>250cc</b>
CR 250	1991	C06-1-009/P		C06-3-009	H01-4-018								

MODEL	YEAR	FR BRAKE	RE BRAKE	CLUTCH	THROTTLE	START	DECOMP	SPEEDO	GASSER	DOHERTY	VEN 600A	AMAL T80	DOMINO
<b>HUSQVARNA</b>													
CR 250	1992-93	H01-1-014/P	H01-2-005/P	C06-3-009	H01-4-018								
CR 250	1994-95	H01-1-014/P	H01-2-005/P	H01-3-014	H01-4-020								
CR 250	1996-97	H01-1-017/P	H01-2-005/P	H01-3-014	H01-4-020								
CR 250	1998-99	H01-1-017/P	H01-2-005/P	H01-3-015	H01-4-022								
CR 250	2000	H01-1-021/P	H01-2-005/P	H01-3-015	H01-4-023								
FC 250	2014-15	K01-1-027/P	K01-2-019/P	K01-3-028/P	K01-4-045								
FC 250	2016	K01-1-027/P	K01-2-019/P	K01-3-035/P	K01-4-045								
FC 250	2017	K01-1-027/P	K01-2-019/P	K01-3-035/P	K01-4-052								
FC 250	2018			K01-3-035/P	K01-4-052								
FC 250	2019	K01-1-027/P	K01-2-019/P		K01-4-052								
FC 250	2020	K01-1-027/P	K01-2-019/P		K01-4-057								
FC 250	2021	K01-1-027/P	K01-2-019/P	K01-3-035/P	K01-4-057								
FE 250	2014-15	K01-1-028/P	K01-2-019/P	K01-3-028/P	K01-4-045								
FE 250	2016	K01-1-028/P	K01-2-019/P	K01-3-028/P	K01-4-045								
FE 250	2017	K01-1-044/P	K01-2-019/P		K01-4-052								
FE 250	2018-19				K01-4-052								
FE 250	2020-21				K01-4-057								
MX MODELS	1965-69	H01-1-019		H01-3-001	H01-4-001								
MX MODELS	1970-71	H01-1-001		H01-3-001	H01-4-001								
MX MODELS	1972-74	H01-1-001		H01-3-004	H01-4-005								
MX MODELS	1975	H01-1-001		H01-3-005	H01-4-005								
MX MODELS	1976	H01-1-002		H01-3-005	H01-4-005								
MX MODELS	1977	H01-1-005		H01-3-007	H01-4-008								
MX MODELS	1978	H01-1-005		H01-3-007	H01-4-011								
MX MODELS	1979	H01-1-007		H01-3-008	H01-4-011								
MX MODELS	1980	H01-1-007		H01-3-008	H01-4-011								
MX MODELS	1981-84	H01-1-007		H01-3-008	H01-4-011								
MX MODELS	1985-86	H01-1-009/P		H01-3-008	H01-4-015								
MX MODELS	1987			H01-3-008	H01-4-015								
TC 250	2005-07	H01-1-035/P	H01-2-013/P	K01-3-027/P	H01-4-026		H01-6-003				H01-4-027		
TC 250	2008-10	H01-1-038/P	H01-2-019/P	K01-3-027/P	H01-4-026		H01-6-003				H01-4-027		
TC 250	2011	H01-1-038/P	H01-2-019/P	K01-3-027/P	H01-4-030	H01-5-001					H01-4-027		
TC 250	2012	H01-1-037/P	H01-2-019/P	K01-3-027/P	H01-4-030	H01-5-001							
TC 250	2013	H01-1-038/P	H01-2-019/P	K01-3-027/P									
TC 250	2014-15	K01-1-027/P	K01-2-019/P	K01-3-027/P	K01-4-046								
TC 250	2016	K01-1-027/P	K01-2-019/P	K01-3-027/P	K01-4-046								

MODEL	YEAR	FR BRAKE	RE BRAKE	CLUTCH	THROTTLE	START	DECOMP	SPEEDO	GASSER	DOHERTY	VEN 600A	AMAL T80	DOMINO
<b>HUSQVARNA</b>													
TC 250	2017	K01-1-027/P	K01-2-019/P	K01-3-035/P	K01-4-053								
TC 250	2018				K01-4-053								
TC 250	2019-20	K01-1-027/P	K01-2-019/P		K01-4-058								
TC 250	2021	K01-1-027/P	K01-2-019/P										
TE 250	2004-05	H01-1-032/P	H01-2-011/P	K01-3-027/P	H01-4-026		H01-6-003				H01-4-027		
TE 250	2006-07	H01-1-034/P	H01-2-013/P	K01-3-027/P	H01-4-026		H01-6-003				H01-4-027		
TE 250	2008-09	H01-1-037/P	H01-2-019/P	K01-3-027/P	H01-4-030		H01-6-003						
TE 250	2010-12	H01-1-037/P	H01-2-019/P	K01-3-027/P	H01-4-030	H01-5-001							
TE 250	2013	H01-1-038/P	H01-2-019/P	K01-3-027/P									
TE 250	2014-16	K01-1-028/P	K01-2-019/P	K01-3-028/P	K01-4-046								
TE 250	2017	K01-1-044/P	K01-2-019/P	K01-3-035/P	K01-4-053								
TE 250	2018				K01-4-053								
TE 250i	2019-21				K01-4-059								
TXC 250	2010-11	H01-1-038/P	H01-2-019/P	K01-3-027/P	H01-4-030	H01-5-001							
TXC 250	2012	H01-1-037/P	H01-2-019/P	K01-3-027/P	H01-4-030	H01-5-001							
TXC 250	2013	H01-1-038/P	H01-2-019/P	K01-3-027/P	H01-4-030								
WMX 250	1988-89			C06-3-009	C06-4-008								
WR 250	1980	H01-1-008		H01-3-008	H01-4-011								
WR 250	1981-84	H01-1-008		H01-3-008	H01-4-011								
WR 250	1985-86	H01-1-010/P		H01-3-008	H01-4-015								
WR 250	1987	H01-1-011/P		H01-3-008	H01-4-015								
WR 250	2006-07	H01-1-034/P	H01-2-014/P	H01-3-015	H01-4-023								
WR 250	2008-12	H01-1-034/P	H01-2-014/P	H01-3-017	H01-4-029								
WR MODELS	1976	H01-1-004		H01-3-005	H01-4-005								
WR MODELS	1977	H01-1-004		H01-3-007	H01-4-009								
WR MODELS	1978	H01-1-006		H01-3-007	H01-4-010								
<b>300cc</b>													
TE 300	2014-16	K01-1-028/P	K01-2-019/P	K01-3-028/P	K01-4-046								
TE 300	2017	K01-1-044/P	K01-2-019/P	K01-3-035/P	K01-4-053								
TE 300	2018				K01-4-053								
TE 300i	2019-21				K01-4-059								
TX 300	2017	K01-1-027/P	K01-2-019/P	K01-3-035/P	K01-4-053								
TX 300	2018				K01-4-053								
TX 300	2019				K01-4-058								
TX 300	2020-21				K01-4-059								
WR 300	2009-12	H01-1-034/P	H01-2-014/P	H01-3-017	H01-4-029								
<b>300cc</b>													

MODEL	YEAR	FR BRAKE	RE BRAKE	CLUTCH	THROTTLE	START	DECOMP	SPEEDO	GASSER	DOHERTY	VEN 600A	AMAL T80	DOMINO
<b>HUSQVARNA</b>													
<b>310cc</b>													
TE 310	2009-12	H01-1-037/P	H01-2-019/P	K01-3-027/P	H01-4-030								
TE 310	2013	H01-1-038/P	H01-2-019/P	K01-3-027/P	H01-4-030	H01-5-001							
TXC 310	2012	H01-1-037/P	H01-2-019/P	K01-3-027/P	enquire								
TXC 310	2013	H01-1-038/P	H01-2-019/P	K01-3-027/P									
<b>350cc</b>													
FC 350	2014-16	K01-1-027/P	K01-2-019/P	K01-3-028/P	K01-4-045								
FC 350	2017	K01-1-027/P	K01-2-019/P	K01-3-035/P	K01-4-052								
FC 350	2018			K01-3-035/P	K01-4-052								
FC 350	2019-20	K01-1-027/P	K01-2-019/P		K01-4-057								
FC 350	2021	K01-1-027/P	K01-2-019/P	K01-3-035/P	K01-4-057								
FE 350	2014-16	K01-1-028/P	K01-2-019/P	K01-3-028/P	K01-4-045								
FE 350	2017	K01-1-044/P	K01-2-019/P		K01-4-052								
FE 350	2018-19				K01-4-052								
FE 350	2020-21				K01-4-057								
FE 350 S	2015-16	K01-1-028/P	K01-2-019/P	K01-3-028/P	K01-4-045								
FE 350 S	2020-21				K01-4-057								
FX 350	2017	K01-1-027/P	K01-2-019/P	K01-3-035/P	K01-4-052								
FX 350	2018			K01-3-035/P	K01-4-052								
FX 350	2019-21				K01-4-057								
TE 350	1990-91	H01-1-013/P		H01-3-010	H01-4-019		H01-6-001						
TE 350	1992-93	H01-1-015/P		H01-3-012	H01-4-019		H01-6-001	H01-7-002					
TE 350	1994	H01-1-015/P	H01-2-006/P	H01-3-012	H01-4-021		H01-6-001	H01-7-002					
TE 350	1995	H01-1-015/P	H01-2-006/P	H01-3-012	H01-4-021		H01-6-002	H01-7-002					
<b>360cc</b>													
AUTOMATIC 360	1976-77	H01-1-003			H01-4-009								
GP 360	1974-76	H01-1-002		H01-3-005	H01-4-005								
WR 360	1976-77	H01-1-004		H01-3-005	H01-4-009								
WR 360	1992-93	H01-1-015/P		C06-3-009	H01-4-018								
WR 360	1994	H01-1-015/P		H01-3-014	H01-4-020								
WR 360	1995	H01-1-015/P		H01-3-014	H01-4-020								
WR 360	1996-97	H01-1-018/P		H01-3-014	H01-4-020								
WR 360	1998	H01-1-018/P		H01-3-015	H01-4-020								
<b>390cc</b>													
MX 390	1977	H01-1-005		H01-3-007	H01-4-008								

MODEL	YEAR	FR BRAKE	RE BRAKE	CLUTCH	THROTTLE	START	DECOMP	SPEEDO	GASSER	DOHERTY	VEN 600A	AMAL T80	DOMINO
<b>HUSQVARNA</b>													
MX 390		"Wilkuni Carb"											
MX 390	1977	H01-1-005		H01-3-007	H01-4-009								
MX 390	1978	H01-1-005		H01-3-007	H01-4-010								
MX 390	1979	H01-1-007		H01-3-008	H01-4-011								
MX 390	1980	H01-1-007		H01-3-008	H01-4-011								
MX 390	1981-84	H01-1-007		H01-3-008	H01-4-011								
MX 390	1985	H01-1-009/P	H01-2-002	H01-3-008	H01-4-011								
WR 390	1978	H01-1-006		H01-3-007	H01-4-010								
WR 390	1980	H01-1-008		H01-3-008	H01-4-011								
WR 390	1981-84	H01-1-008		H01-3-008	H01-4-011								
WR 390	1985	H01-1-008	H01-2-001	H01-3-008	H01-4-011								
<b>400cc</b>													<b>400cc</b>
MX 400	1967-71	H01-1-001		H01-3-001	H01-4-001								
MX 400	1972-74	H01-1-001		H01-3-004	H01-4-005								
WR 400	1985-86	H01-1-010/P	H01-2-001	H01-3-008	H01-4-013								
WR 400	1987-88	H01-1-011/P	H01-2-003	H01-3-008	H01-4-013								
<b>410cc</b>													<b>410cc</b>
TE 410	1995	H01-1-015/P	H01-2-006/P	H01-3-012	H01-4-021					H01-6-002			
TE 410	1996-99	H01-1-018/P	H01-2-006/P	H01-3-012	H01-4-021					H01-6-002			
TE 410	2000	H01-1-022/P	H01-2-006/P	H01-3-012	H01-4-024					H01-6-002			
<b>449cc</b>													<b>449cc</b>
TC 449	2011-13	H01-1-038/P	H01-2-026/P	enquire	H01-4-032								
TE 449	2011-13	H01-1-045/P	H01-2-026/P	enquire	H01-4-033								
<b>450cc</b>													<b>450cc</b>
FC 450	2014-15	K01-1-027/P	K01-2-019/P	K01-3-028/P	K01-4-045								
FC 450	2016	K01-1-027/P	K01-2-019/P	H05-3-004/P	K01-4-045								
FC 450	2018-19	K01-1-027/P	K01-2-019/P		K01-4-052								
FC 450	2020-21	K01-1-027/P	K01-2-019/P		K01-4-057								
FE 450	2014-15	K01-1-028/P	K01-2-019/P	H01-3-032/P	K01-4-045								
FE 450	2016	K01-1-028/P	K01-2-019/P	K01-3-028/P	K01-4-045								
FE 450	2017	K01-1-044/P	K01-2-019/P	K01-3-035/P	K01-4-052								
FE 450	2018-19				K01-4-052								
FE 450	2020-21				K01-4-057								
FR 450	2016			K01-3-033/P									
FR 450	2021	RALLY		K01-3-033/P									
FS 450	2015		K01-2-019/P	H01-3-032/P	K01-4-045								

MODEL	YEAR	FR BRAKE	RE BRAKE	CLUTCH	THROTTLE	START	DECOMP	SPEEDO	GASSER	DOHERTY	VEN 600A	AMAL T80	DOMINO
<b>HUSQVARNA</b>													
FS 450	2016-17		K01-2-019/P	H05-3-004/P	K01-4-052								
FS 450	2018		K01-2-019/P		K01-4-052								
FS 450	2019-21		K01-2-019		K01-4-057								
FX 450	2017	K01-1-027/P	K01-2-019/P	H05-3-004/P	K01-4-052								
FX 450	2018				K01-4-052								
FX 450	2019-21				K01-4-057								
SM 450 R	2004				H01-4-025								
SM 450 R	2005	H01-1-031/P	H01-2-011/P	K01-3-027/P	H01-4-026		H01-6-003				H01-4-027		
SM 450 R	2006	H01-1-036/P	H01-2-013/P	K01-3-027/P	H01-4-026		H01-6-003				H01-4-027		
SM 450 R	2007	H01-1-036/P	H01-2-013/P	K01-3-027/P	H01-4-026		H01-6-003				H01-4-027		
SM 450 R	2008	H01-1-036/P	H01-2-013/P	K01-3-027/P	H01-4-030		H01-6-003						
TC 450	2004	H01-1-035/P		K01-3-027/P	H01-4-025		H01-6-003						
TC 450	2005-06	H01-1-035/P	H01-2-013/P	K01-3-027/P	H01-4-026		H01-6-003				H01-4-027		
TC 450	2007	H01-1-038/P	H01-2-013/P	K01-3-027/P	H01-4-026		H01-6-003				H01-4-027		
TC 450	2008-10	H01-1-038/P	H01-2-019/P	K01-3-027/P	H01-4-026		H01-6-003				H01-4-027		
TE 450	2004	H01-1-028/P	H01-2-011/P	K01-3-027/P	H01-4-025		H01-6-003				H01-4-027		
TE 450	2005	H01-1-032/P	H01-2-011/P	K01-3-027/P	H01-4-026		H01-6-003				H01-4-027		
TE 450	2006	H01-1-033/P	H01-2-013/P	K01-3-027/P	H01-4-026		H01-6-003				H01-4-027		
TE 450	2007	H01-1-037/P	H01-2-013/P	K01-3-027/P	H01-4-026		H01-6-003				H01-4-027		
TE 450	2008-10	H01-1-037/P	H01-2-019/P	K01-3-027/P	H01-4-030		H01-6-003						
<b>460cc</b>													<b>460cc</b>
MX 460	1973-74	H01-1-001		H01-3-002	H01-4-005								
<b>50cc</b>													<b>50cc</b>
BOY R	2004	H01-1-023/P											
TC 50	2017-21	K01-1-043/P	K01-2-025/P		K01-4-054								
<b>500cc</b>													<b>500cc</b>
MX 500	1982-84	H01-1-007		H01-3-008	H01-4-013								
MX 500	1985-86	H01-1-009/P	H01-2-002	H01-3-008	H01-4-013								
MX 500	1987-88		H01-2-002	H01-3-008	H01-4-013								
<b>500-610cc</b>													<b>500-610cc</b>
TC 510/610	1990-91		H01-2-004/P	H01-3-010	H01-4-017		H01-6-001						
TC 510/610	1992	H01-1-014/P	H01-2-004/P	H01-3-012	H01-4-017		H01-6-001				H01-7-002		
TC 510/610	1993	H01-1-014/P	H01-2-006/P	H01-3-012	H01-4-017		H01-6-001						
TC 510/610	1994	H01-1-014/P	H01-2-006/P	H01-3-012	H01-4-021		H01-6-001						
TC 510/610	1995	H01-1-014/P	H01-2-006/P	H01-3-012	H01-4-021		H01-6-002						

MODEL	YEAR	FR BRAKE	RE BRAKE	CLUTCH	THROTTLE	START	DECOMP	SPEEDO	GASSER	DOHERTY	VEN 600A	AMAL T80	DOMINO
<b>HUSQVARNA</b>													
TC 510/610	1996-99	H01-1-017/P	H01-2-006/P	H01-3-012	H01-4-021		H01-6-002						
TC 510/610	2000	H01-1-021/P	H01-2-006/P	H01-3-012	H01-4-024		H01-6-002						
TE 510/610	1989-90	H01-1-013/P	H01-2-004/P	H01-3-010	H01-4-017		H01-6-001						
TE 510/610	1991	H01-1-013/P	H01-2-004/P	H01-3-010	H01-4-017		H01-6-001						
TE 510/610	1992	H01-1-015/P	H01-2-004/P	H01-3-012	H01-4-017		H01-6-001	H01-7-002					
TE 510/610	1993	H01-1-015/P	H01-2-006/P	H01-3-012	H01-4-017		H01-6-001	H01-7-002					
TE 510/610	1994	H01-1-015/P	H01-2-006/P	H01-3-012	H01-4-021		H01-6-001	H01-7-002					
TE 510/610	1995	H01-1-015/P	H01-2-006/P	H01-3-012	H01-4-021		H01-6-002	H01-7-002					
TE 510/610	1996-99	H01-1-018/P	H01-2-006/P	H01-3-012	H01-4-021		H01-6-002	H01-7-002					
TE 510/610	2000	H01-1-022/P	H01-2-006/P	H01-3-012	H01-4-024		H01-6-002	H01-7-002					
<b>501cc</b>													
FE 501	2014-15	K01-1-028/P	K01-2-019/P	K01-3-033/P	K01-4-045								501cc
FE 501	2016	K01-1-028/P	K01-2-019/P	K01-3-033/P	K01-4-045								
FE 501	2017	K01-1-044/P	K01-2-019/P		K01-4-051								
FE 501	2018-19				K01-4-051								
FE 501	2020-21				K01-4-057								
FE 501 S	2015	K01-1-028/P	K01-2-019/P	K01-3-033/P	K01-4-045								
FE 501 S	2016	K01-1-028/P	K01-2-019/P	K01-3-033/P	K01-4-045								
FE 501 S	2020-21				K01-4-057								
<b>510cc</b>													
SM 510 R	2005	H01-1-031/P	H01-2-011/P	K01-3-027/P	H01-4-026		H01-6-003				H01-4-027		
SM 510 R	2006	H01-1-036/P	H01-2-013/P	K01-3-027/P	H01-4-026		H01-6-003				H01-4-027		
SM 510 R	2007	H01-1-036/P	H01-2-013/P	K01-3-027/P	H01-4-026		H01-6-003				H01-4-027		
SM 510 R	2008	H01-1-036/P	H01-2-020/P	K01-3-027/P	H01-4-030		H01-6-003						
TC 510	1984-85	H01-1-007	H01-2-002	H01-3-010	H01-4-016								
TC 510	1986	H01-1-009/P	H01-2-002	H01-3-010	H01-4-017		H01-6-001						
TC 510	1987	H01-1-009/P	H01-2-002	H01-3-010	H01-4-017		H01-6-001						
TC 510	1988-89		H01-2-004/P	H01-3-010	H01-4-017		H01-6-001						
TC 510	2005-06	H01-1-035/P	H01-2-013/P	K01-3-027/P	H01-4-026		H01-6-003				H01-4-027		
TC 510	2007	H01-1-038/P	H01-2-013/P	K01-3-027/P	H01-4-026		H01-6-003				H01-4-027		
TC 510	2008-10	H01-1-038/P	H01-2-019/P	K01-3-027/P	H01-4-026		H01-6-003				H01-4-027		
TE 510	2004-05	H01-1-032/P	H01-2-011/P	K01-3-027/P	H01-4-026		H01-6-003				H01-4-027		
TE 510	2006	H01-1-033/P	H01-2-013/P	K01-3-027/P	H01-4-026		H01-6-003				H01-4-027		
TE 510	2007	H01-1-037/P	H01-2-013/P	K01-3-027/P	H01-4-026		H01-6-003				H01-4-027		
TE 510	2008-10	H01-1-037/P	H01-2-019/P	K01-3-027/P	H01-4-030		H01-6-003				H01-4-027		

MODEL	YEAR	FR BRAKE	RE BRAKE	CLUTCH	THROTTLE	START	DECOMP	SPEEDO	GASSER	DOHERTY	VEN 600A	AMAL T80	DOMINO
<b>HUSQVARNA</b>													
<b>511cc</b>													
TC 511	2011-12	H01-1-045/P	H01-2-026/P	enquire	H01-4-033								
TC 511	2013	H01-1-038/P	H01-2-026/P	enquire	H01-4-033								
TE 511	2011-13	H01-1-045/P	H01-2-026/P	enquire	H01-4-033								
<b>570cc</b>													
SM 570 R	2001				H01-4-024								
TC 570	2001				H01-4-024								
TE 570	2001				H01-4-024								
<b>610cc</b>													
SM 610	1998-04			H01-3-020									
SM 610	2005												
SM 610	2006	H01-1-022/P	H01-2-013/P	H01-3-019	H01-4-026						H01-4-027		
SM 610	2007	H01-1-022/P	H01-2-013/P	H01-3-019	H01-4-026						H01-4-027		
SM 610 ie	2008	H01-1-022/P	H01-2-013/P	H01-3-019	H01-4-030								
SM 610 S	2004	H01-1-024/P	H01-2-010/P										
TE 610	2003-05	H01-1-027/P	H01-2-010/P										
TE 610	2006-08	H01-1-034/P	H01-2-013/P	H01-3-019	H01-4-026						H01-4-027		
TE 610e	1999-05			H01-3-020									
<b>630cc</b>													
TE 630	2011	H01-1-034/P	H01-2-013/P	K01-3-027/P	H01-4-030								
<b>65cc</b>													
TC 65	2017-20	K01-1-041/P	K01-2-028/P	Y01-3-038/P	K01-4-042								
TC 65	2021	K01-1-041/P	K01-2-028/P	K01-3-038/P									
<b>701cc</b>													
701 ENDURO	2016-20			K01-3-021/P									
701 SUPERMOTO	2016-20			K01-3-021/P									
<b>85cc</b>													
TC 85	2014-16	K01-1-040/P	K01-2-011/P	K01-3-032/P	K01-4-046								
<b>ITALJET</b>													
<b>100cc</b>													
JT 100 TRIALS	1983	I01-1-003		I01-3-003									
<b>350cc</b>													
T 350 TRIALS	1983	I01-1-002	I01-2-001	I01-3-002	I01-4-004								

MODEL	YEAR	FR BRAKE	RE BRAKE	CLUTCH	THROTTLE	START	DECOMP	SPEEDO	GASSER	DOHERTY	VEN 600A	AMAL T80	DOMINO
<b>JCM</b>													<b>JCM</b>
<b>JCM</b>													<b>JCM</b>
<b>250cc</b>													
250 TRIALS	1984-85	J02-1-001		J02-3-001	J02-4-001								
250 TRIALS	1986	J02-1-002		J02-3-002	J02-4-001								
250 TRIALS	1989-91	J02-1-003/P		J02-3-003									
<b>KAWASAKI</b>													
<b>0-85cc</b>													
AR 50	1982			K02-3-106									
KX 60	1983-84	K02-1-020			K02-4-021								
KX 60	1985-88	K02-1-020		K02-3-022	K02-4-021								
KX 60	1989-03	K02-1-020		K02-3-022	K02-4-026								
KX 65	2000-01	K02-1-033/P	K02-2-014/P	K02-3-041	K02-4-031								
KX 65	2002-03	K02-1-052/P	K02-2-014/P	K02-3-041	K02-4-031								
KX 65	2004	K02-1-052/P	K02-2-020/P	K02-3-041	K02-4-037								
KX 65	2005-08	K02-1-052/P	K02-2-022/P	K02-3-041	K02-4-037								
KX 65	2009-12	K02-1-052/P	K02-2-028/P	K02-3-041	K02-4-037								
KX 65	2013-20	K02-1-056/P	K02-2-031/P	K02-3-041	K02-4-037								
KX 80	1980-81	K02-1-010		K02-3-010						K02-4-011/8			
KX 80	1982	K02-1-013		K02-3-014	K02-4-023				K02-4-023/7	K02-4-023/8			
KX 80	1983	K02-1-016		K02-3-019	K02-4-023				K02-4-023/7	K02-4-023/8			
KX 80	1984-85	K02-1-018/P		K02-3-019	K02-4-023				K02-4-023/7	K02-4-023/8			
KX 80	1986-87	K02-1-021/P	K02-2-006	K02-3-025	K02-4-023				K02-4-023/7	K02-4-023/8			
KX 80	1988	K02-1-021/P	K02-2-007/P	K02-3-025	K02-4-023				K02-4-023/7	K02-4-023/8			
KX 80	1989-90	K02-1-021/P	K02-2-007/P	K02-3-031	K02-4-023				K02-4-023/7	K02-4-023/8			
KX 80	1991-96	K02-1-021/P	K02-2-010/P	K02-3-031	K02-4-023				K02-4-023/7	K02-4-023/8			
KX 80	1997	K02-1-031/P	K02-2-010/P	K02-3-031	K02-4-023				K02-4-023/7	K02-4-023/8			
KX 80	1998-01	K02-1-032/P	K02-2-010/P	K02-3-031	K02-4-023				K02-4-023/7	K02-4-023/8			
KX 80	1998-01	K02-1-032/P	K02-2-012/P	K02-3-031	K02-4-023				K02-4-023/7	K02-4-023/8			
KX 85	2001-04	K02-1-032/P	K02-2-010/P	K02-3-031	K02-4-038				K02-4-023/7	K02-4-023/8			
KX 85	2005-11	K02-1-032/P	K02-2-023/P	K02-3-031	K02-4-038								
KX 85	2012-13	K02-1-045/P	K02-2-003/P	K02-3-031	K02-4-038								
KX 85	2012-13	K02-1-045/P	K02-2-006/P	K02-3-031	K02-4-038								
KX 85	2014-17	K02-1-034/P	K02-2-003/P	K02-3-057	K02-4-060								
KX 85	2014-20	K02-1-034/P	K02-2-006/P	K02-3-057	K02-4-060								

MODEL	YEAR	FR BRAKE	RE BRAKE	CLUTCH	THROTTLE	START	DECOMP	SPEEDO	GASSER	DOHERTY	VEN 600A	AMAL T80	DOMINO
<b>KAWASAKI</b>													
<b>100cc</b>													
KX 100 (A1-A2)	1989-90	K02-1-021/P	K02-2-007/P	K02-3-031	K02-4-023				K02-4-023/7	K02-4-023/8			100cc
KX 100 (B1)	1991	K02-1-021/P	K02-2-012/P	K02-3-031	K02-4-023				K02-4-023/7	K02-4-023/8			
KX 100 (B2-B6)	1992-96	K02-1-027/P	K02-2-012/P	K02-3-031	K02-4-023				K02-4-023/7	K02-4-023/8			
KX 100 (B7)	1997	K02-1-032/P	K02-2-012/P	K02-3-031	K02-4-023				K02-4-023/7	K02-4-023/8			
KX 100 (C1-C3)	1998-00	K02-1-032/P	K02-2-012/P	K02-3-031	K02-4-023				K02-4-023/7	K02-4-023/8			
KX 100 (D1-DBF)	2001-11	K02-1-032/P	K02-2-012/P	K02-3-031	K02-4-038								
KX 100	2012-13	K02-1-045/P	K02-2-003/P	K02-3-031	K02-4-038								
KX 100	2014-20	K02-1-034/P	K02-2-003/P	K02-3-057	K02-4-060								
<b>110cc</b>													
KLX 110	2002-09	K02-1-004			K02-4-006	K02-5-008							110cc
KLX 110	2010-20	K02-1-005			K02-4-006	K02-5-008							
KLX 110 L	2010-20	K02-1-006		K02-3-004	K02-4-006	K02-5-008							
<b>125cc</b>													
KX 125 (A3-A4)	1976-77	K02-1-001		K02-3-001	K02-4-001								
KX 125 (A5)	1978	K02-1-009		K02-3-009									
KX 125 (A6-A7)	1979-80	K02-1-009		K02-3-011					K02-4-010/7	K02-4-010/8			
KX 125 (B1)	1981			K02-3-015	K02-4-013								
KX 125 (B2)	1982			K02-3-015	K02-4-013								
KX 125 (C1-C2)	1983-84	K02-1-017/P		K02-3-015	K02-4-013								
KX 125 (D1)	1985	K02-1-019/P	K02-2-002	K02-3-021	K02-4-013								
KX 125 (D2)	1986	K02-1-019/P	K02-2-005/P	K02-3-024	K02-4-014								
KX 125 (E1)	1987	K02-1-019/P	K02-2-005/P	K02-3-024	K02-4-014								
KX 125 (F1)	1988	K02-1-024/P	K02-2-005/P	K02-3-029	K02-4-025				K02-4-025/7	K02-4-025/8			
KX 125 (G1)	1989		K02-2-032/P	K02-3-029	K02-4-025				K02-4-025/7	K02-4-025/8			
KX 125 (H1-H2)	1990-91	K02-1-026/P	K02-2-008/P	K02-3-029	K02-4-025				K02-4-025/7	K02-4-025/8			
KX 125 (J1-J2)	1992-93	K02-1-026/P	K02-2-009/P	K02-3-029	K02-4-029				K02-4-025/7	K02-4-025/8			
KX 125 (K1)	1994	K02-1-028/P	K02-2-009/P	K02-3-032	K02-4-029								
KX 125 (K2)	1995	K02-1-028/P	K02-2-011/P	K02-3-034	K02-4-029								
KX 125 (K3)	1996	K02-1-029/P	K02-2-011/P	K02-3-034	K02-4-029								
KX 125 (K4)	1997	K02-1-030/P	K02-2-011/P	K02-3-036	K02-4-029								
KX 125 (K5)	1998	K02-1-030/P	K02-2-011/P	K02-3-036	K02-4-029								
KX 125 (L1)	1999	K02-1-030/P	K02-2-013/P	K02-3-038	K02-4-030								
KX 125 (L2-L4)	2000-02	K02-1-030/P	K02-2-013/P	K02-3-042	K02-4-030								
KX 125 (M1)	2003	K02-1-030/P	K02-2-015/P	K02-3-043	K02-4-030								
KX 125	2004	K02-1-041/P	K02-2-015/P	K02-3-044	K02-4-020								

MODEL	YEAR	FR BRAKE	RE BRAKE	CLUTCH	THROTTLE	START	DECOMP	SPEEDO	GASSER	DOHERTY	VEN 600A	AMAL T80	DOMINO
<b>KAWASAKI</b>													
KX 125	2005	K02-1-041/P	K02-2-025/P	K02-3-044	K02-4-040.								
KX 125	2006-08	K02-1-041/P	K02-2-025/P	K02-3-049	K02-4-040								
<b>140cc</b>													
KLX 140	2008-20	K02-1-051/P	K02-2-002/P	K02-3-005	K02-4-007	K02-5-007							140cc
KLX 140 G	2017-20					K02-5-007							
KLX 140 L	2008-20	K02-1-051/P	K02-2-002/P	K02-3-005	K02-4-007	K02-5-007							
<b>175cc</b>													
KDX 175	1980-82	K02-1-011		K02-3-011					K02-4-010/7	K02-4-010/8			175cc
<b>200cc</b>													
KDX 200	1983	K02-1-015		K02-3-020	K02-4-013				K02-4-013/7	K02-4-013/8			200cc
KDX 200	1984	K02-1-015		K02-3-020	K02-4-013				K02-4-013/7	K02-4-013/8			
KDX 200	1985	K02-1-015		K02-3-020	K02-4-013				K02-4-013/7	K02-4-013/8			
KDX 200	1986	K02-1-023/P	K02-2-003	K02-3-024	K02-4-014								
KDX 200	1987	K02-1-023/P		K02-3-024	K02-4-014								
KDX 200	1988	K02-1-023/P			K02-4-024				K02-4-024/7	K02-4-024/8			
KDX 200	1989	K02-1-023/P	K02-2-008/P	K02-3-030	K02-4-027								
KDX 200	1990	K02-1-023/P	K02-2-008/P	K02-3-030	K02-4-027								
KDX 200	1991	K02-1-023/P	K02-2-008/P	K02-3-030	K02-4-027								
KDX 200	1992	K02-1-023/P	K02-2-008/P	K02-3-030	K02-4-027								
KDX 200	1993-94	enquire	K02-2-008/P	K02-3-030	K02-4-027								
KDX 200	1995-05	K02-1-037/P	K02-2-016/P	K02-3-045	K02-4-039								
KDX 200	2006	K02-1-037/P	enquire	K02-3-045	K02-4-039								
KDX 200 R	1997-01	K02-1-037/P	K02-2-016/P	K02-3-045	K02-4-039								220cc
<b>220cc</b>													
KDX 220 R	2002-04	K02-1-037/P	K02-2-016/P	K02-3-045	K02-4-039								
KDX 220 R	2005	K02-1-037/P	enquire	K02-3-045	K02-4-039								
<b>250cc</b>													
KDX 250	1982	K02-1-015		K02-3-016	K02-4-014								
KLR 250	1986-98	K02-1-023/P		K02-3-033									
KLX 250	1979-80	K02-1-011	N/A	K02-3-017	enquire								
KLX 250	2009-11	K02-1-042/P		K02-3-056	K02-4-062								
KLX 250	2012-20			K02-3-056	K02-4-062								
KLX 250 SF	2009-10			K02-3-056									
KLX 250S	2009-14			K02-3-056									
KT 250	1975-80	K02-1-003		K02-3-003	K02-4-004/6								

MODEL	YEAR	FR BRAKE	RE BRAKE	CLUTCH	THROTTLE	START	DECOMP	SPEEDO	GASSER	DOHERTY	VEN 600A	AMAL T80	DOMINO
<b>KAWASAKI</b>													
KX 250 (A2)	1976	K02-1-002		K02-3-002	K02-4-002								
KX 250 (A4)	1978			K02-3-009									
KX 250 (A5)	1979	K02-1-009		K02-3-009									
KX 250 (A6)	1980	K02-1-012		K02-3-012					K02-4-0107	K02-4-010/8			
KX 250 (A7)	1981	K02-1-012		K02-3-012					K02-4-0107	K02-4-010/8			
KX 250 (B1)	1982			K02-3-016	K02-4-014								
KX 250 (C1)	1983	K02-1-017/P	K02-2-001	K02-3-018	K02-4-016				L01-4-002	D01-4-002			
KX 250 (C2)	1984	K02-1-017/P	K02-2-001	K02-3-018	K02-4-018				K02-4-0187	K02-4-018/8			
KX 250 (D1)	1985	K02-1-019/P	K02-2-003	K02-3-018	K02-4-019				K02-4-0197	K02-4-019/8			
KX 250 (D2)	1986	K02-1-019/P	K02-2-005/P	K02-3-026	K02-4-019				K02-4-0197	K02-4-019/8			
KX 250 (E1)	1987	K02-1-019/P	K02-2-005/P	K02-3-027	K02-4-019				K02-4-0197	K02-4-019/8			
KX 250 (F1)	1988	K02-1-024/P	K02-2-005/P	K02-3-028	K02-4-024				K02-4-0247	K02-4-024/8			
KX 250 (G1)	1989			K02-3-028	K02-4-024				K02-4-0247	K02-4-024/8			
KX 250 (H1-H12)	1990-91	K02-1-026/P	K02-2-008/P	K02-3-028	K02-4-024				K02-4-0247	K02-4-024/8			
KX 250 (J1-J2)	1992-93	K02-1-026/P	K02-2-009/P	K02-3-028	K02-4-024				K02-4-0247	K02-4-024/8			
KX 250 (K1)	1994	K02-1-028/P	K02-2-009/P	K02-3-028	K02-4-029								
KX 250 (K2)	1995	K02-1-028/P	K02-2-011/P	K02-3-028	K02-4-029								
KX 250 (K3)	1996	K02-1-029/P	K02-2-011/P	K02-3-035	K02-4-029								
KX 250 (K4)	1997	K02-1-030/P	K02-2-011/P	K02-3-037	K02-4-029								
KX 250 (K5)	1998	K02-1-030/P	K02-2-011/P	K02-3-037	K02-4-029								
KX 250 (L1-L4)	1999-02	K02-1-030/P	K02-2-013/P	K02-3-039	K02-4-030								
KX 250 (M1)	2003	K02-1-030/P	K02-2-015/P	K02-3-039	K02-4-030								
KX 250 (M2)	2004	K02-1-041/P	K02-2-015/P	K02-3-039	K02-4-020								
KX 250 (M3)	2005	K02-1-041/P	K02-2-025/P	K02-3-048	K02-4-040								
KX 250	2006	K02-1-041/P	K02-2-025/P	K02-3-048	K02-4-040								
KX 250	2007-09	K02-1-046/P	K02-2-025/P	K02-3-048	K02-4-040								
KX 250 F (N1)	2004	K02-1-041/P	K02-2-021/P	K02-3-046	K02-4-036	K02-5-001							
KX 250 F (N2)	2005	K02-1-041/P	K02-2-021/P	K02-3-047	K02-4-036	K02-5-001							
KX 250 F (T6F-T8F)	2006-08	K02-1-046/P	K02-2-024/P	K02-3-047	K02-4-042	K02-5-001							
KX 250 F (W9F-XAFB)	2009-10	K02-1-046/P	K02-2-024/P	K02-3-052	K02-4-042	K02-5-001							
KX 250 F (YBF)	2011	K02-1-046/P	K02-2-024/P	K02-3-054	K02-4-055								
KX 250 F (YCF)	2012	K02-1-054/P	K02-2-029/P	K02-3-054	K02-4-055								
KX 250 F	2013-16	K02-1-055/P	K02-2-029/P	K02-3-055	K02-4-058								
KX 250 F AHF-AKF	2017-19	K02-1-055/P	K02-2-029/P	K02-3-059	K02-4-009								
KX 250 F BKF	2019	K02-1-055/P	K02-2-019/P	K02-3-059	K02-4-061								
KX 250 F BLF	2020	K02-1-055/P	K02-2-019/P	K02-3-059	K02-4-061								

MODEL	YEAR	FR BRAKE	RE BRAKE	CLUTCH	THROTTLE	START	DECOMP	SPEEDO	GASSER	DOHERTY	VEN 600A	AMAL T80	DOMINO
<b>KAWASAKI</b>													
KXT 250 (A1)	1984	K02-1-022	K02-2-004/P	K02-3-023	K02-4-022								300cc
<b>300cc</b>													
KLX 300 R	1997-06	K02-1-049/P	K02-2-027/P	K02-3-051	K02-4-043			K02-7-103					400cc
<b>400cc</b>													
KLX 400	2003												
KX 400 (A1-A2)	1975-76	K02-1-002	K02-2-004	K02-3-002	K02-4-003								420cc
<b>420cc</b>													
KX 420 (A1)	1980	K02-1-012		K02-3-013									
KX 420 (A2)	1981	K02-1-012		K02-3-013									
<b>450cc</b>													
KLX 450 R 'Enduro'	2008-17	K02-1-057/P	K02-2-021/P	K02-3-060	K02-4-063								
KLX 450 R	2018-19	K02-1-057/P	K02-2-029/P	K02-3-060	K02-4-063								
KX 450 F 'Supernoto'	2006	K02-1-048/P											
KX 450 F	2006-08	K02-1-046/P	K02-2-024/P	K02-3-050	K02-4-042								
KX 450 F	2009-11	K02-1-046/P	K02-2-024/P	K02-3-053	K02-4-044								
KX 450 F	2012	K02-1-054/P	K02-2-029/P	K02-3-053	K02-4-056								
KX 450 F	2013-15	K02-1-055/P	K02-2-029/P	K02-3-053	K02-4-059								
KX 450 F	2016	K02-1-055/P	K02-2-029/P	K02-3-058	K02-4-061								
KX 450 F	2017-18	K02-1-055/P	K02-2-029/P	K02-3-006	K02-4-061								
KX 450 F	2019-20	K02-1-058/P	K02-2-019/P	K02-3-007/P	K02-4-008								500cc
<b>500cc</b>													
KX 500 (A1)	1983	K02-1-017/P	K02-2-001	K02-3-018	K02-4-014								
KX 500 (A2)	1984	K02-1-017/P	K02-2-001	K02-3-018	K02-4-017								
KX 500 (B1)	1985	K02-1-019/P	K02-2-003	K02-3-018	K02-4-019								
KX 500 (B2)	1986	K02-1-019/P	K02-2-005/P	K02-3-026	K02-4-019				K02-4-019/P				
KX 500 (C1)	1987	K02-1-019/P	K02-2-005/P	K02-3-027	K02-4-019				K02-4-019/P				
KX 500 (D1)	1988	K02-1-024/P	K02-2-005/P	K02-3-028	K02-4-024				K02-4-024/P				
KX 500 (E1)	1989		K02-2-032/P	K02-3-028	K02-4-024				K02-4-024/P				
KX 500 (E2)	1990	K02-1-026/P	K02-2-032/P	K02-3-028	K02-4-024				K02-4-024/P				
KX 500 (E3-E5)	1991-93	K02-1-026/P	K02-2-008/P	K02-3-028	K02-4-024				K02-4-024/P				
KX 500 (E6)	1994	K02-1-028/P	K02-2-032/P	K02-3-028	K02-4-024				K02-4-024/P				
KX 500 (E7)	1995	K02-1-028/P	K02-2-032/P	K02-3-028	K02-4-024				K02-4-024/P				
KX 500 (E8-E14)	1996-02	K02-1-029/P	K02-2-030/P	K02-3-028	K02-4-024				K02-4-024/P				
KX 500 (E15-E16)	2003-04	K02-1-029/P		K02-3-028	K02-4-024				K02-4-024/P				

MODEL	YEAR	FR BRAKE	RE BRAKE	CLUTCH	THROTTLE	START	DECOMP	SPEEDO	GASSER	DOHERTY	VEN 600A	AMAL T80	DOMINO
<b>KTM</b>													<b>KTM</b>
<b>KTM</b>													<b>KTM</b>
<b>105cc</b>													<b>105cc</b>
SX 105	2006-12	K01-1-035/P	K01-2-011/P	K01-3-030/P	K01-4-027								
XC 105	2008-09	K01-1-035/P	K01-2-011/P	K01-3-030/P	K01-4-027								
<b>1090cc</b>													<b>1090cc</b>
ADVENTURE	2017-18			K01-3-036/P									
ADVENTURE R	2017-19			K01-3-036/P									
<b>1190cc</b>													<b>1190cc</b>
ADVENTURE R	2013-16			K01-3-036/P									
<b>125cc</b>													<b>125cc</b>
EXC 125	1994	K01-1-022/P		K01-3-017	K01-4-023								
EXC 125	1995	K01-1-022/P		K01-3-017	K01-4-023								
EXC 125	1996-97			K01-3-017	K01-4-023								
EXC 125	2013-15	K01-1-028/P	K01-2-013/P	K01-3-027/P	K01-4-046								
EXC 125	2016	K01-1-028/P	K01-2-019/P	K01-3-027/P	K01-4-046								
GS 125	1985	K01-1-014/P		K01-3-009	K01-4-016								
GS 125	1985	K01-1-019/P		K01-3-009	K01-4-016								
GS 125	1986	K01-1-019/P	K01-2-001/P	K01-3-009	K01-4-016								
GS 125	1987	K01-1-019/P	K01-2-002/P	K01-3-015	K01-4-018								
GS 125	1988	K01-1-019/P	K01-2-002/P	K01-3-015	K01-4-022								
GS 125	1989-91	K01-1-022/P	K01-2-003/P	K01-3-015	K01-4-022								
GS 125	1992	K01-1-022/P	K01-2-003/P	K01-3-015	K01-4-022								
GS 125	1993	K01-1-022/P	K01-2-003/P	K01-3-024	K01-4-023								
MX 125	1979	K01-1-004		K01-3-003	K01-4-011								
MX 125	1980	K01-1-006		K01-3-005	K01-4-012								
MX 125	1981	K01-1-006		K01-3-005	K01-4-012								
MX 125	1984	K01-1-009		K01-3-009	K01-4-016								
MX 125	1985	K01-1-012/P		K01-3-009	K01-4-016								
MX 125	1985	K01-1-015/P		K01-3-009	K01-4-016								
MX 125	1986	K01-1-015/P	K01-2-001/P	K01-3-009	K01-4-016								
MX 125	1987	K01-1-015/P	K01-2-002/P	K01-3-015	K01-4-018								
MX 125	1988	K01-1-015/P	K01-2-002/P	K01-3-015	K01-4-020								
MX 125	1989	K01-1-021/P	K01-2-003/P	K01-3-015	K01-4-020								
MX 125	1990-91	K01-1-021/P	K01-2-003/P	K01-3-015	K01-4-023								
MX 125	1992	K01-1-021/P	K01-2-003/P	K01-3-015	K01-4-023								

MODEL	YEAR	FR BRAKE	RE BRAKE	CLUTCH	THROTTLE	START	DECOMP	SPEEDO	GASSER	DOHERTY	VEN 600A	AMAL T80	DOMINO
<b>KTM</b>													
MX 125	1993	K01-1-021/P	K01-2-003/P	K01-3-024	K01-4-023								
PL 125	1982	K01-1-008		K01-3-006	K01-4-013								
SX 125	1994	K01-1-021/P		K01-3-017	K01-4-023								
SX 125	1995	K01-1-023/P		K01-3-017	K01-4-023								
SX 125	1996-97	K01-1-023/P		K01-3-017	K01-4-023								
SX 125	1998-99	K01-1-023/P	K01-2-007/P	K01-3-020/P	K01-4-027								
SX 125	2000-02	K01-1-027/P	K01-2-007/P	K01-3-020/P	K01-4-027								
SX 125	2003	K01-1-027/P	K01-2-007/P	K01-3-027/P	K01-4-027								
SX 125	2004-11	K01-1-027/P	K01-2-013/P	K01-3-027/P	K01-4-027								
SX 125	2012	K01-1-027/P	K01-2-013/P	K01-3-027/P	K01-4-046								
SX 125	2013-16	K01-1-027/P	K01-2-019/P	K01-3-027/P	K01-4-046								
SX 125	2017-19	K01-1-027/P	K01-2-019/P	K01-3-035/P	K01-4-053								
SX 125	2020	K01-1-027/P	K01-2-019/P	K01-3-035/P	K01-4-058								
XC 125	2021	K01-1-027/P	K01-2-019/P	K01-3-035/P	K01-4-058								
<b>125-200cc</b>													
EXC 125/200	1998-99	K01-1-026/P	K01-2-007/P	K01-3-020/P	K01-4-027								125-200cc
EXC 125/200	2000-02	K01-1-028/P	K01-2-007/P	K01-3-020/P	K01-4-027								
EXC 125/200	2003	K01-1-028/P	K01-2-012/P	K01-3-027/P	K01-4-027								
EXC 125/200	2004-12	K01-1-028/P	K01-2-013/P	K01-3-027/P	K01-4-027								
<b>1290cc</b>													
SUPER ADVENTURE R	2017-20			K01-3-036/P									1290cc
SUPER ADVENTURE S	2017-20			K01-3-036/P									
SUPER ADVENTURE T	2017			K01-3-036/P									
<b>144cc</b>													
SX 144	2008-09	K01-1-027/P	K01-2-013/P	K01-3-027/P	K01-4-027								144cc
<b>150cc</b>													
EXC 150 TPI	2020-21	K01-1-044/P	K01-2-026/P	K01-3-035/P	K01-4-059								150cc
SX 150	2009-12	K01-1-027/P	K01-2-013/P	K01-3-027/P	K01-4-027								
SX 150	2013-16	K01-1-027/P	K01-2-019/P	K01-3-027/P	K01-4-046								
SX 150	2017-19	K01-1-027/P	K01-2-019/P	K01-3-035/P	K01-4-053								
SX 150	2020	K01-1-027/P	K01-2-019/P	K01-3-035/P	K01-4-058								
SX 150	2021	K01-1-027/P	K01-2-019/P	K01-3-035/P	K01-4-058								
XC 150	2010-12	K01-1-028/P	K01-2-013/P	K01-3-027/P	K01-4-027								
XC 150	2013	K01-1-028/P	K01-2-013/P	K01-3-027/P	K01-4-046								
XC 150	2014	K01-1-027/P	K01-2-019/P	K01-3-027/P	K01-4-046								

MODEL	YEAR	FR BRAKE	RE BRAKE	CLUTCH	THROTTLE	START	DECOMP	SPEEDO	GASSER	DOHERTY	VEN 600A	AMAL T80	DOMINO
<b>KTM</b>													
XC-W 150	2017	K01-1-044/P	K01-2-024/P	K01-3-035/P	K01-4-053								
XC-W 150	2018-19	K01-1-044/P	K01-2-026/P	K01-3-035/P	K01-4-053								
XC-W 150 TPI	2020-21	K01-1-044/P	K01-2-026/P	K01-3-035/P	K01-4-059								
<b>200cc</b>													
EXC 200	2013-15	K01-1-028/P	K01-2-013/P	K01-3-027/P	K01-4-046								200cc
EXC 200	2016	K01-1-028/P	K01-2-024/P	K01-3-027/P	K01-4-046								
SX 200	2003	K01-1-027/P											
SX 200	2004-05	K01-1-027/P	K01-2-013/P	K01-3-027/P	K01-4-027								
XC 200	2006-09	K01-1-028/P	K01-2-013/P	K01-3-027/P	K01-4-027								
XC-W 200	2006-12	K01-1-028/P	K01-2-013/P	K01-3-027/P	K01-4-027								
XC-W 200	2013-14	K01-1-028/P	K01-2-013/P	K01-3-027/P	K01-4-046								
XC-W 200	2015-16	K01-1-028/P	K01-2-024/P	K01-3-027/P	K01-4-046								
<b>250cc</b>													
EXC 250	1994-95	K01-1-022/P	K01-2-005/P	K01-3-018	K01-4-024								K01-4-026
EXC 250	1994-96	K01-1-024/P	K01-2-005/P	K01-3-018	K01-4-024								K01-4-026
EXC 250	1997		K01-2-005/P	K01-3-018	K01-4-027								
EXC 250	1998	K01-1-025/P	K01-2-007/P	K01-3-018	K01-4-027								
EXC 250	1999	K01-1-023/P	K01-2-007/P	K01-3-021/P	K01-4-027								
EXC 250	2000-02	K01-1-028/P	K01-2-007/P	K01-3-021/P	K01-4-027								
EXC 250	2003	K01-1-028/P	K01-2-013/P	K01-3-021/P	K01-4-027								
EXC 250	2004-05	K01-1-028/P	K01-2-013/P	K01-3-028/P	K01-4-027								
EXC 250	2006-12	K01-1-028/P	K01-2-013/P	K01-3-028/P	K01-4-027								
EXC 250	2013-14	K01-1-028/P	K01-2-013/P	K01-3-028/P	K01-4-046								
EXC 250	2015-16	K01-1-028/P	K01-2-024/P	K01-3-028/P	K01-4-046								
EXC 250	2017	K01-1-044/P	K01-2-024/P	K01-3-035/P	K01-4-053								
EXC 250 TPI	2018-21	K01-1-044/P	K01-2-026/P	K01-3-035/P	K01-4-059								
EXC-F 250	2004-06	K01-1-028/P	K01-2-013/P	K01-3-020/P	K01-4-036		K01-6-002						
EXC-F 250	2007-12	K01-1-028/P	K01-2-013/P	K01-3-028/P	K01-4-036		K01-6-002						
EXC-F 250	2013-15	K01-1-028/P	K01-2-013/P	K01-3-028/P	K01-4-045								
EXC-F 250	2016	K01-1-028/P	K01-2-019/P	K01-3-028/P	K01-4-045								
EXC-F 250	2017	K01-1-044/P	K01-2-024/P	K01-3-035/P	K01-4-052								
EXC-F 250	2018-21	K01-1-044/P	K01-2-026/P	K01-3-035/P	K01-4-052								
GS 250	1979	K01-1-005		K01-3-003	K01-4-011								
GS 250	1984	K01-1-020		K01-3-007	K01-4-014								
GS 250	1985	K01-1-019/P		K01-3-010	K01-4-014								
GS 250	1985	K01-1-014/P		K01-3-010	K01-4-014								

MODEL	YEAR	FR BRAKE	RE BRAKE	CLUTCH	THROTTLE	START	DECOMP	SPEEDO	GASSER	DOHERTY	VEN 600A	AMAL T80	DOMINO
<b>KTM</b>													
GS 250	1986	K01-1-019/P	K01-2-001/P	K01-3-010	K01-4-016								
GS 250	1987	K01-1-019/P	K01-2-002/P	K01-3-014	K01-4-016								
GS 250	1988	K01-1-019/P	K01-2-002/P	K01-3-014	K01-4-016								
GS 250	1989	K01-1-022/P	K01-2-003/P	K01-3-014	K01-4-016								
GS 250	1990-91	K01-1-022/P	K01-2-004/P	K01-3-016	K01-4-016								
GS 250	1992	K01-1-022/P	K01-2-004/P	K01-3-016	K01-4-022								
GS 250	1993	K01-1-022/P	K01-2-004/P	K01-3-023	K01-4-022								
MX 250	1974				K01-4-009								
MX 250	1975-77				K01-4-010								
MX 250	1978	K01-1-003		K01-3-003	K01-4-010								
MX 250	1979	K01-1-004		K01-3-003	K01-4-011								
MX 250	1980	K01-1-006		K01-3-003	K01-4-011								
MX 250	1981	K01-1-006		K01-3-005	K01-4-011								
MX 250	1982	K01-1-007		K01-3-005	K01-4-014								
MX 250	1983-84	K01-1-009		K01-3-007	K01-4-014								
MX 250	1985	K01-1-015/P		K01-3-010	K01-4-014								
MX 250	1985	K01-1-012/P		K01-3-010	K01-4-014								
MX 250	1986	K01-1-015/P	K01-2-001/P	K01-3-010	K01-4-016								
MX 250	1987	K01-1-015/P	K01-2-002/P	K01-3-014	K01-4-018								
MX 250	1988	K01-1-015/P	K01-2-002/P	K01-3-014	K01-4-020								
MX 250	1989	K01-1-021/P	K01-2-003/P	K01-3-014	K01-4-022								
MX 250	1990-91	K01-1-021/P	K01-2-004/P	K01-3-016	K01-4-022								
MX 250	1992	K01-1-021/P	K01-2-004/P	K01-3-016	K01-4-022								
MX 250	1993	K01-1-021/P	K01-2-004/P	K01-3-023	K01-4-022								
R	2015-16	enquire	enquire	K01-3-032/P	K01-4-046								
SX 250	1994-95	K01-1-021/P	K01-2-005/P	K01-3-018	K01-4-024								K01-4-026
SX 250	1994-96	K01-1-023/P	K01-2-005/P	K01-3-018	K01-4-024								K01-4-026
SX 250	1997	K01-1-023/P	K01-2-005/P	K01-3-018	K01-4-027								
SX 250	1998	K01-1-023/P	K01-2-007/P	K01-3-018	K01-4-027								
SX 250	1999	K01-1-023/P	K01-2-007/P	K01-3-021/P	K01-4-027								
SX 250	2000-02	K01-1-027/P	K01-2-007/P	K01-3-021/P	K01-4-027								
SX 250	2004-12	K01-1-027/P	K01-2-013/P	K01-3-028/P	K01-4-027								
SX 250	2013-15	K01-1-027/P	K01-2-019/P	K01-3-028/P	K01-4-046								
SX 250	2016	K01-1-027/P	K01-2-024/P	K01-3-028/P	K01-4-046								
SX 250	2017-18	K01-1-027/P	K01-2-019/P	K01-3-035/P	K01-4-053								
SX 250	2019-20	K01-1-027/P	K01-2-019/P	K01-3-035/P	K01-4-058								

MODEL	YEAR	FR BRAKE	RE BRAKE	CLUTCH	THROTTLE	START	DECOMP	SPEEDO	GASSER	DOHERTY	VEN 600A	AMAL T80	DOMINO
<b>KTM</b>													
SX 250	2021	K01-1-027/P	K01-2-019/P	K01-3-035/P									
SX-F 250	2006	K01-1-027/P	K01-2-013/P	K01-3-020/P	K01-4-036	K01-6-003	K01-6-002						
SX-F 250	2007-10	K01-1-027/P	K01-2-013/P	K01-3-028/P	K01-4-036	K01-6-003	K01-6-002						
SX-F 250	2011-13	K01-1-027/P	K01-2-019/P	K01-3-028/P	K01-4-036								
SX-F 250	2014-15	K01-1-027/P	K01-2-019/P	K01-3-028/P	K01-4-045								
SX-F 250	2016-18	K01-1-027/P	K01-2-019/P	K01-3-035/P	K01-4-052								
SX-F 250	2019	K01-1-027/P	K01-2-019/P	K01-3-033/P	K01-4-052								
SX-F 250	2020	K01-1-027/P	K01-2-019/P	K01-3-033/P	K01-4-057								
SX-F 250	2021	K01-1-027/P	K01-2-019/P	K01-3-035/P	K01-4-057								
XC 250	2006-12	K01-1-028/P	K01-2-013/P	K01-3-028/P	K01-4-027								
XC 250	2013-16	K01-1-027/P	K01-2-019/P	K01-3-028/P	K01-4-046								
XC 250	2017-19	K01-1-027/P	K01-2-019/P	K01-3-035/P	K01-4-053								
XC 250 TPI	2020-21	K01-1-027/P	K01-2-019/P	K01-3-035/P	K01-4-059								
XC-F 250	2013-15	K01-1-028/P	K01-2-019/P	K01-3-028/P	K01-4-045								
XC-F 250	2016	K01-1-028/P	K01-2-019/P	K01-3-035/P	K01-4-052								
XC-F 250	2017-18	K01-1-027/P	K01-2-019/P	K01-3-035/P	K01-4-052								
XC-F 250	2019-21	K01-1-027/P	K01-2-019/P	K01-3-035/P	K01-4-057								
XCF-W 250	2006-12	K01-1-028/P	K01-2-013/P	K01-3-028/P	K01-4-036		K01-6-002						
XCF-W 250	2013-15	K01-1-028/P	K01-2-013/P	K01-3-028/P	K01-4-045								
XCF-W 250	2016	K01-1-028/P	K01-2-024/P	K01-3-028/P	K01-4-045								
XCF-W 250	2006-12	K01-1-028/P	K01-2-013/P	K01-3-028/P	K01-4-027								
XC-W 250	2013-15	K01-1-028/P	K01-2-013/P	K01-3-028/P	K01-4-046								
XC-W 250	2016	K01-1-028/P	K01-2-024/P	K01-3-028/P	K01-4-046								
XC-W 250	2017	K01-1-044/P	K01-2-024/P	K01-3-035/P	K01-4-053								
XC-W 250	2018	K01-1-044/P	K01-2-026/P	K01-3-035/P	K01-4-053								
XC-W 250 TPI	2019-21	K01-1-044/P	K01-2-026/P	K01-3-035/P	K01-4-059								
<b>300cc</b>													
EXC	2017	K01-1-044/P			K01-4-053								
EXC 300	1991			K01-3-016									
EXC 300	1994-96	K01-1-022/P	K01-2-005/P	K01-3-018	K01-4-024								K01-4-026
EXC 300	1994-96	K01-1-024/P	K01-2-005/P	K01-3-018	K01-4-024								K01-4-026
EXC 300	1997		K01-2-005/P	K01-3-018	K01-4-027								
EXC 300	1998	K01-1-025/P	K01-2-007/P	K01-3-018	K01-4-027								
EXC 300	1999	K01-1-025/P	K01-2-007/P	K01-3-021/P	K01-4-027								
EXC 300	2000-02	K01-1-028/P	K01-2-007/P	K01-3-021/P	K01-4-027								
EXC 300	2003	K01-1-028/P	K01-2-007/P	K01-3-028/P	K01-4-027								

MODEL	YEAR	FR BRAKE	RE BRAKE	CLUTCH	THROTTLE	START	DECOMP	SPEEDO	GASSER	DOHERTY	VEN 600A	AMAL T80	DOMINO
<b>KTM</b>													
EXC 300	2004-11	K01-1-028/P	K01-2-013/P	K01-3-028/P	K01-4-027								
EXC 300	2012-14	K01-1-028/P	K01-2-013/P	K01-3-028/P	K01-4-046								
EXC 300	2015-16	K01-1-028/P	K01-2-024/P	K01-3-028/P	K01-4-046								
EXC 300	2017	K01-1-040/P	K01-2-024/P	K01-3-035/P	K01-4-053								
EXC 300 TPI	2018-21	K01-1-044/P	K01-2-026/P	K01-3-035/P	K01-4-059								
GS 300	1992	K01-1-022/P	K01-2-004/P	K01-3-016	K01-4-022								
GS 300	1993	K01-1-022/P	K01-2-004/P	K01-3-023	K01-4-022								
MX 300	1992	K01-1-021/P	K01-2-004/P	K01-3-016	K01-4-022								
MX 300	1993	K01-1-021/P	K01-2-004/P	K01-3-023	K01-4-022								
SX 300	1994-95	K01-1-021/P	K01-2-005/P	K01-3-018	K01-4-024								K01-4-026
SX 300	1994-96	K01-1-023/P	K01-2-005/P	K01-3-018	K01-4-024								K01-4-026
SX 300	1997	K01-1-023/P	K01-2-005/P	K01-3-018	K01-4-027								
SX 300	1998	K01-1-023/P	K01-2-007/P	K01-3-018	K01-4-027								
XC 300	2006-12	K01-1-028/P	K01-2-013/P	K01-3-028/P	K01-4-027								
XC 300	2013-16	K01-1-028/P	K01-2-019/P	K01-3-028/P	K01-4-046								
XC 300	2017	K01-1-027/P	K01-2-019/P	K01-3-035/P	K01-4-053								
XC 300	2018-19	K01-1-027/P	K01-2-019/P	K01-3-035/P	K01-4-053								
XC 300 TPI	2020-21	K01-1-027/P	K01-2-019/P	K01-3-035/P	K01-4-059								
XC-W	2017-18	K01-1-044/P		K01-3-035/P	K01-4-053								
XC-W	2018		K01-2-026/P										
XC-W 300	2006-11	K01-1-028/P	K01-2-013/P	K01-3-028/P	K01-4-027								
XC-W 300	2012-14	K01-1-028/P	K01-2-013/P	K01-3-028/P	K01-4-046								
XC-W 300	2015-16	K01-1-028/P	K01-2-024/P	K01-3-028/P	K01-4-046								
XC-W 300	2017	K01-1-044/P	K01-2-024/P	K01-3-035/P	K01-4-053								
XC-W 300	2017	K01-1-044/P	K01-2-024/P	K01-3-035/P	K01-4-053								
XC-W 300	2018	K01-1-044/P	K01-2-026/P	K01-3-035/P	K01-4-053								
XC-W 300	2018	K01-1-044/P	K01-2-026/P	K01-3-035/P	K01-4-053								
XC-W 300 TPI	2019-21	K01-1-044/P	K01-2-026/P	K01-3-035/P	K01-4-059								
<b>350cc</b>													
350 FREERIDE	2013-16	enquire	enquire	K01-3-032/P	K01-4-050								
EXC-F 350	2012	K01-1-028/P	K01-2-019/P	K01-3-028/P	K01-4-036								
EXC-F 350	2013-16	K01-1-028/P	K01-2-013/P	K01-3-028/P	K01-4-045								
EXC-F 350	2017	K01-1-044/P	K01-2-024/P	K01-3-035/P	K01-4-052								
EXC-F 350	2018-19	K01-1-044/P	K01-2-026/P	K01-3-035/P	K01-4-052								
EXC-F 350	2020-21	K01-1-044/P	K01-2-026/P	K01-3-035/P	K01-4-057								
GS 350	1988	K01-1-019/P	K01-2-002/P	K01-3-011	K01-4-014								

MODEL	YEAR	FR BRAKE	RE BRAKE	CLUTCH	THROTTLE	START	DECOMP	SPEEDO	GASSER	DOHERTY	VEN 600A	AMAL T80	DOMINO
<b>KTM</b>													
GS 350	1989-91	K01-1-022/P	K01-2-003/P	K01-3-011	K01-4-025								
GS 350	1993		K01-2-003/P	K01-3-022	K01-4-032	K01-5-001	K01-6-001						
MX 350	1987-88	K01-1-015/P	K01-2-002/P	K01-3-011	K01-4-014								
MX 350	1989-91	K01-1-021/P	K01-2-003/P	K01-3-011	K01-4-020								
SC 350	1994		K01-2-003/P	K01-3-017	K01-4-032	K01-5-001	K01-6-001						
SC 350	1995	K01-1-022/P		K01-3-017	K01-4-032	K01-5-001	K01-6-001						
SX-F 350	2011-12	K01-1-027/P	K01-2-019/P	K01-3-028/P	K01-4-036								
SX-F 350	2013-15	K01-1-027/P	K01-2-019/P	K01-3-028/P	K01-4-045								
SX-F 350	2016-17	K01-1-027/P	K01-2-019/P	K01-3-035/P	K01-4-052								
SX-F 350	2018	K01-1-027/P	K01-2-019/P	K01-3-035/P	K01-4-052								
SX-F 350	2019	K01-1-027/P	K01-2-019/P	K01-3-033/P	K01-4-052								
SX-F 350	2020	K01-1-027/P	K01-2-019/P	K01-3-033/P	K01-4-057								
SX-F 350	2021	K01-1-027/P	K01-2-019/P	K01-3-035/P	K01-4-057								
XCF-F 350	2017	K01-1-027/P	K01-2-019/P	K01-3-035/P	K01-4-052								
XCF-F 350	2018	K01-1-027/P	K01-2-019/P	K01-3-035/P	K01-4-052								
XCF-F 350	2019-21	K01-1-027/P	K01-2-019/P	K01-3-035/P	K01-4-057								
XCF-F 350 'USA'	2013-15	K01-1-027/P	K01-2-019/P	K01-3-028/P	K01-4-045								
XCF-F 350 'USA'	2016	K01-1-027/P		K01-3-035/P	K01-4-045								
XCF-W 350	2013-16	K01-1-028/P	K01-2-013/P	K01-3-028/P	K01-4-045								
XCF-W 350	2020-21	K01-1-044/P	K01-2-026/P	K01-3-035/P	K01-4-057								
<b>360cc</b>													
EXC 360	1996	K01-1-024/P	K01-2-005/P	K01-3-018	K01-4-024								360cc
SX 360	1996	K01-1-023/P	K01-2-005/P	K01-3-018	K01-4-024								K01-4-026
<b>380cc</b>													
EXC 380	1997		K01-2-005/P	K01-3-018	K01-4-027								
EXC 380	1998	K01-1-025/P	K01-2-007/P	K01-3-018	K01-4-027								
EXC 380	1999	K01-1-025/P	K01-2-007/P	K01-3-021/P	K01-4-027								
EXC 380	2000-02	K01-1-028/P	K01-2-007/P	K01-3-021/P	K01-4-027								
EXC 380	2003	K01-1-028/P	K01-2-007/P	K01-3-028/P	K01-4-027								
SX 380	1997	K01-1-023/P	K01-2-005/P	K01-3-018	K01-4-027								
SX 380	1998	K01-1-023/P	K01-2-007/P	K01-3-018	K01-4-027								
SX 380	1999	K01-1-023/P	K01-2-007/P	K01-3-021/P	K01-4-027								
SX 380	2000-02	K01-1-027/P	K01-2-007/P	K01-3-021/P	K01-4-027								
SX 380	2003	K01-1-027/P	K01-2-007/P	K01-3-028/P	K01-4-027								
<b>400cc</b>													
EGS 400	1996		K01-2-006/P	K01-3-017	K01-4-028								400cc
													K01-6-001

MODEL	YEAR	FR BRAKE	RE BRAKE	CLUTCH	THROTTLE	START	DECOMP	SPEEDO	GASSER	DOHERTY	VEN 600A	AMAL T80	DOMINO
<b>KTM</b>													
EGS/EGSE 400	1997			K01-3-017	K01-4-028		K01-6-001						
EXC 400	2000-02	K01-1-028/P											
EXC 400	2003-11	K01-1-028/P	K01-2-013/P	K01-3-020/P	K01-4-036		K01-6-002						
EXC 400	2012	K01-1-028/P	K01-2-013/P	K01-3-028/P	K01-4-036								
GS 400	1993		K01-2-003/P	K01-3-022	K01-4-028	K01-5-001	K01-6-001						
LSE 400	1997			K01-3-017	K01-4-028		K01-6-001						
MX 400	1978	K01-1-003		K01-3-004	K01-4-010								
SC 400	1994		K01-2-003/P	K01-3-017	K01-4-028	K01-5-001	K01-6-001						
SC 400	1995	K01-1-022/P		K01-3-017	K01-4-028	K01-5-001	K01-6-001						
SC 400	1996	K01-1-022/P	K01-2-006/P	K01-3-017	K01-4-028		K01-6-001						
SC 400	1998	K01-1-025/P		K01-3-017	K01-4-028		K01-6-001						
SX 400	1995	K01-1-022/P		K01-3-017	K01-4-028	K01-5-001	K01-6-001						
SX 400	1998	K01-1-023/P		K01-3-017	K01-4-028		K01-6-001						
SX 400	1999	K01-1-023/P		K01-3-017	K01-4-033		K01-6-001						
SX 400	2000-02	K01-1-027/P	K01-2-007/P	K01-3-020/P	K01-4-034		K01-6-002				K01-4-034/9		
SX 400	2003	K01-1-027/P		K01-3-020/P	K01-4-036		K01-6-002						
SX 400	2004-05	K01-1-027/P	K01-2-013/P	K01-3-020/P	K01-4-036		K01-6-002						
SXC 400	1997	K01-1-025/P		K01-3-017	K01-4-028		K01-6-001						
SXC 400	1999	K01-1-025/P		K01-3-017	K01-4-033		K01-6-001						
SXC 400	2000-02	K01-1-028/P	K01-2-007/P	K01-3-020/P	K01-4-034		K01-6-002				K01-4-034/9		
SXC 400	2003-09	K01-1-028/P									K01-4-034/9		
XC-W 400	2007-10	K01-1-027/P	K01-2-013/P	K01-3-020/P	K01-4-036								
<b>420cc</b>													
GS 420	1979-81	K01-1-005		K01-3-004	K01-4-011								
MX 420	1979-81	K01-1-006		K01-3-004	K01-4-011								
<b>440cc</b>													
EXC 400	1995			K01-3-017	K01-4-028	K01-5-001	K01-6-001						
EXC 440	1994-95			K01-3-019									
EXC 440	1994-95			K01-3-019									
SX 440	1994-95			K01-3-019									
SX 440	1994-95			K01-3-019									
<b>450cc</b>													
EXC 450	2003-07	K01-1-028/P	K01-2-013/P	K01-3-020/P	K01-4-036		K01-6-002						
EXC 450	2008-11	K01-1-028/P	K01-2-013/P	K01-3-028/P	K01-4-036		K01-6-002						
EXC 450	2012	K01-1-028/P	K01-2-013/P	K01-3-033/P	K01-4-036								
EXC 450	2013-16	K01-1-028/P	K01-2-013/P	K01-3-033/P	K01-4-045								

MODEL	YEAR	FR BRAKE	RE BRAKE	CLUTCH	THROTTLE	START	DECOMP	SPEEDO	GASSER	DOHERTY	VEN 600A	AMAL T80	DOMINO
<b>KTM</b>													
EXC-F 450	2017	K01-1-044/P	K01-2-024/P	K01-3-033/P	K01-4-052								
EXC-F 450	2018-19	K01-1-044/P	K01-2-026/P	K01-3-033/P	K01-4-052								
EXC-F 450	2020	K01-1-044/P	K01-2-026/P	K01-3-035/P	K01-4-057								
EXC-F 450	2021	K01-1-044/P	K01-2-026/P	K01-3-033/P	K01-4-057								
EXC-R 450	2008-09	K01-1-028/P	K01-2-013/P	K01-3-028/P	K01-4-036		K01-6-002						
SMR 450	2005-09	K01-1-034/P	K01-2-013/P	K01-3-028/P	K01-4-036								
SMR 450	2013	K01-1-027/P	K01-2-019/P	K01-3-033/P	K01-4-045								
SMR 450	2014		K01-2-019/P	K01-3-033/P	K01-4-045								
SMR 450	2021		K01-2-019/P	K01-3-033/P	K01-4-057								
SX 450	2003	K01-1-027/P	K01-2-013/P	K01-3-020/P	K01-4-036		K01-6-002						
SX 450	2004-06	K01-1-027/P	K01-2-013/P	K01-3-020/P	K01-4-036		K01-6-002						
SX 450	2007-09	K01-1-027/P	K01-2-013/P	K01-3-028/P	K01-4-036		K01-6-002						
SX-F 450	2007-10	K01-1-027/P	K01-2-013/P	K01-3-028/P	K01-4-036	K01-6-003							
SX-F 450	2011-12	K01-1-027/P	K01-2-019/P	K01-3-028/P	K01-4-036								
SX-F 450	2013	K01-1-027/P	K01-2-019/P	K01-3-028/P	K01-4-045								
SX-F 450	2014-16	K01-1-027/P	K01-2-019/P	K01-3-033/P	K01-4-045								
SX-F 450	2017-19	K01-1-027/P	K01-2-019/P	K01-3-033/P	K01-4-052								
SX-F 450	2020-21	K01-1-027/P	K01-2-019/P	K01-3-033/P	K01-4-057								
XC 450	2007	K01-1-027/P	K01-2-013/P	K01-3-020/P	K01-4-036		K01-6-002						
XC-F 450	2008-09	K01-1-028/P	K01-2-013/P	K01-3-028/P	K01-4-036	K01-6-003							
XC-F 450	2013-16	K01-1-027/P	K01-2-019/P	K01-3-020/P	K01-4-045								
XC-F 450	2017-18	K01-1-027/P	K01-2-019/P	K01-3-033/P	K01-4-052								
XC-F 450	2019-21	K01-1-027/P	K01-2-019/P	K01-3-033/P	K01-4-057								
XCR-W 450	2008	K01-1-028/P	K01-2-013/P	K01-3-027/P	K01-4-036		K01-6-002						
XC-W 450 'USA'	2007	K01-1-027/P	K01-2-013/P	K01-3-020/P	K01-4-036								
XC-W 450 'USA'	2008-12	K01-1-028/P	K01-2-013/P	K01-3-020/P	K01-4-036								
XC-W 450 'USA'	2013-16	K01-1-028/P	K01-2-013/P	K01-3-033/P	K01-4-045								
<b>495CC</b>													
GS 495	1984	K01-1-013		K01-3-004	K01-4-014								
GS 495	1985	K01-1-014/P		K01-3-011	K01-4-014								
GS 495	1986	K01-1-019/P	K01-2-001/P	K01-3-011	K01-4-014								
GS 495	1987	K01-1-019/P	K01-2-002/P	K01-3-011	K01-4-014								
GS 495	1988	K01-1-019/P	K01-2-002/P	K01-3-011	K01-4-020								
MX 495	1982	K01-1-007		K01-3-004	K01-4-011								
MX 495	1983	K01-1-007		K01-3-004	K01-4-014								
MX 495	1984	K01-1-011		K01-3-004	K01-4-014								
<b>495CC</b>													

KTM											KTM		
MODEL	YEAR	FR BRAKE	RE BRAKE	CLUTCH	THROTTLE	START	DECOMP	SPEEDO	GASSER	DOHERTY	VEN 600A	AMAL T80	DOMINO
MX 495	1984	K01-1-009		K01-3-004	K01-4-014								
MX 495	1985	K01-1-012/P		K01-3-011	K01-4-014								
MX 495	1986	K01-1-015/P	K01-2-001/P	K01-3-011	K01-4-014								
MX 495	1987	K01-1-015/P	K01-2-002/P	K01-3-011	K01-4-014								
MX 495	1988	K01-1-015/P	K01-2-002/P	K01-3-011	K01-4-020								
495-560cc													
GS 495/540	1989-91	K01-1-022/P	K01-2-003/P	K01-3-011	K01-4-020								495-560cc
GS 495/550	1992	K01-1-022/P	K01-2-003/P	K01-3-011									
GS 495/550	1993	K01-1-022/P	K01-2-003/P	K01-3-011									
GS 500/550	1994	K01-1-022/P		K01-3-019	K01-4-025								
GS 500/550	1995	K01-1-024/P		K01-3-019	K01-4-025								
GS 500/560	1984	K01-1-013		K01-3-008	K01-4-015								
GS 500/560	1985	K01-1-014/P		K01-3-008	K01-4-025								
GS 500/560	1986	K01-1-019/P		K01-3-008	K01-4-025								
GS 500/560	1986	K01-1-019/P	K01-2-001/P	K01-3-008	K01-4-025	(Dellorto Carb)							
GS 500/560	1987	K01-1-019/P	K01-2-002/P	K01-3-024	K01-4-019	(Bing Carb)							
GS 500/560	1987	K01-1-019/P	K01-2-002/P	K01-3-024	K01-4-021	(Dellorto Carb)							
GS 500/560	1988	K01-1-019/P	K01-2-002/P	K01-3-024	K01-4-019	(Bing Carb)							
GS 500/560	1988	K01-1-019/P	K01-2-002/P	K01-3-024	K01-4-021	(Dellorto Carb)							
GS 500/560	1989	K01-1-022/P		K01-3-024	K01-4-019	(Dellorto Carb)							
GS 500/560	1989	K01-1-022/P		K01-3-024	K01-4-021	(Bing Carb)							
GS 500/560	1989	K01-1-022/P		K01-3-024	K01-4-021	(Dellorto Carb)							
MX 495/540	1989-91	K01-1-021/P	K01-2-003/P	K01-3-011	K01-4-020								
MX 495/550	1992	K01-1-021/P	K01-2-003/P	K01-3-011									
MX 495/550	1993	K01-1-021/P	K01-2-003/P	K01-3-011									
MX 500/550	1994	K01-1-021/P		K01-3-019	K01-4-025								
MX 500/550	1995	K01-1-023/P		K01-3-019	K01-4-025								
MX 500/560	1983	K01-1-009		K01-3-008	K01-4-015								
MX 500/560	1984	K01-1-011		K01-3-008	K01-4-015								
MX 500/560	1985	K01-1-015/P		K01-3-008	K01-4-025								
MX 500/560	1985	K01-1-012/P		K01-3-008	K01-4-025								
MX 500/560	1986	K01-1-015/P	K01-2-001/P	K01-3-008	K01-4-025								
MX 500/560	1987	K01-1-015/P	K01-2-002/P	K01-3-024	K01-4-019	(Dellorto Carb)							
MX 500/560	1987	K01-1-015/P	K01-2-002/P	K01-3-024	K01-4-021	(Bing Carb)							
MX 500/560	1988	K01-1-015/P	K01-2-002/P	K01-3-024	K01-4-019	(Dellorto Carb)							
MX 500/560	1988	K01-1-015/P	K01-2-002/P	K01-3-024	K01-4-021	(Bing Carb)							
MX 500/560	1989	K01-1-021/P		K01-3-024	K01-4-019	(Dellorto Carb)							

MODEL	YEAR	FR BRAKE	RE BRAKE	CLUTCH	THROTTLE	START	DECOMP	SPEEDO	GASSER	DOHERTY	VEN 600A	AMAL T80	DOMINO
<b>KTM</b>													
MX 500/560	1989	K01-1-021/P		K01-3-024	K01-4-021	(Bing Carb)							KTM
<b>50cc</b>													
SX 50	2006-11	K01-1-043/P	K01-2-025/P										50cc
SX 50	2006-11	K01-1-043/P	K01-2-025/P										
SX 50	2012-19	K01-1-043/P	K01-2-025/P		K01-4-054								
SX 50	2012-2020	K01-1-043/P	K01-2-025/P		K01-4-054								
SX 50 JUNIOR ADVENTURE	2002-03		K01-2-018										
SX 50 JUNIOR ADVENTURE	2004-05	K01-1-002	K01-2-018										
SX 50 MINI ADVENTURE	2001-08	K01-1-002	K01-2-018										
SX 50 MINI ADVENTURE GS	2002	K01-1-002	K01-2-018										
SX 50 SENIOR ADVENTURE	2004-05	K01-1-002											
<b>500cc</b>													
EXC 500	2012	K01-1-028/P	K01-2-013/P	K01-3-033/P	K01-4-036								500cc
EXC 500	2013-16	K01-1-028/P	K01-2-013/P	K01-3-033/P	K01-4-045						K01-4-036/9		
EXC F 500	2017	K01-1-044/P	K01-2-024/P	K01-3-035/P	K01-4-051								
EXC F 500	2018-19	K01-1-044/P	K01-2-026/P	K01-3-033/P	K01-4-051								
EXC-F 500	2020	K01-1-044/P	K01-2-026/P	K01-3-035/P	K01-4-057								
EXC-F 500	2021	K01-1-044/P	K01-2-026/P	K01-3-033/P	K01-4-057								
EXC-W 500	2012	K01-1-028/P	K01-2-013/P	K01-3-020/P	K01-4-036								
EXC-W 500	2013	K01-1-028/P	K01-2-013/P	K01-3-033/P	K01-4-045						K01-4-036/9		
GS 500LC4	1990-91	K01-1-022/P		K01-3-024	K01-4-019								
GS 500LC4	1992	K01-1-022/P		K01-3-024	K01-4-019								
MX 500LC4	1990-91	K01-1-021/P		K01-3-024	K01-4-019								
MX 500LC4	1992	K01-1-021/P		K01-3-024	K01-4-019								
XCF-W 500	2021	K01-1-044/P	K01-2-026/P	K01-3-035/P	K01-4-057								
XCF-W 500	2012-16	K01-1-028/P	K01-2-013/P	K01-3-033/P	K01-4-045								
<b>505cc</b>													
SX 505	2008	K01-1-027/P	K01-2-013/P	K01-3-028/P	K01-4-036								505cc
XC-F 505	2008-09	K01-1-028/P	K01-2-013/P	K01-3-028/P	K01-4-036								
<b>520cc</b>													
SX 520	1999-02	K01-1-027/P	K01-2-007/P	K01-3-020/P	K01-4-034		K01-6-002				K01-4-034/9		
SXC 520	1999-02	K01-1-028/P	K01-2-007/P	K01-3-020/P	K01-4-034		K01-6-002				K01-4-034/9		
<b>525cc</b>													
EXC 525	2006	K01-1-028/P	K01-2-013/P	K01-3-020/P	K01-4-036		K01-6-002				K01-4-036/9		
EXC 525	2007	K01-1-028/P	K01-2-013/P	K01-3-028/P	K01-4-036		K01-6-002				K01-4-036/9		

MODEL	YEAR	FR BRAKE	RE BRAKE	CLUTCH	THROTTLE	START	DECOMP	SPEEDO	GASSER	DOHERTY	VEN 600A	AMAL T80	DOMINO
<b>KTM</b>													
MXC 525	2003	K01-1-028/P	K01-3-020/P	K01-4-034			K01-6-002				K01-4-036/9		
MXC 525	2004-05	K01-1-028/P	K01-2-013/P	K01-3-020/P	K01-4-036		K01-6-002				K01-4-036/9		
SX 525	2003	K01-1-027/P		K01-3-020/P	K01-4-034		K01-6-002				K01-4-036/9		
SX 525	2004-05	K01-1-027/P	K01-2-013/P	K01-3-020/P	K01-4-036		K01-6-002				K01-4-036/9		
SX 525	2006	K01-1-027/P	K01-2-013/P	K01-3-020/P	K01-4-036		K01-6-002				K01-4-036/9		
SXC 525	2003	K01-1-028/P		K01-3-020/P	K01-4-034		K01-6-002				K01-4-036/9		
SXC 525	2004-05	K01-1-028/P	K01-2-013/P	K01-3-020/P	K01-4-036		K01-6-002				K01-4-036/9		
XC 525	2007	K01-1-027/P	K01-2-013/P	K01-3-028/P	K01-4-036		K01-6-002				K01-4-036/9		
<b>530cc</b>													
EXC 530	2010-12	K01-1-028/P	K01-2-013/P	K01-3-028/P	K01-4-036						K01-4-036/9		
EXC-R 530	2008-09	K01-1-028/P	K01-2-013/P	K01-3-028/P	K01-4-036		K01-6-002				K01-4-036/9		
XCR-W 530	2008	K01-1-028/P	K01-2-013/P	K01-3-027/P	K01-4-036		K01-6-002				K01-4-036/9		
XC-W 530	2009-12	K01-1-028/P	K01-2-013/P	K01-3-028/P	K01-4-036								
<b>540cc</b>													
SXC 540	1999	K01-1-025/P		K01-3-017	K01-4-033		K01-6-001						
<b>570cc</b>													
FE570	2009-12		K01-2-013/P										
<b>60cc</b>													
SX 60	1998	K01-1-029/P			K01-4-035								
SX 60	1999	K01-1-029/P		K01-3-025	K01-4-035								
SX 60	2000	K01-1-029/P	K01-2-008/P	K01-3-025	K01-4-035								
<b>600cc</b>													
GS 600	1990	K01-1-022/P		K01-3-024	K01-4-019								
GS 600	1991	K01-1-022/P		K01-3-024	K01-4-019								
GS 600	1992	K01-1-022/P		K01-3-024	K01-4-019								
MX 600	1990	K01-1-021/P		K01-3-024	K01-4-019								
MX 600	1991	K01-1-021/P		K01-3-024	K01-4-019								
MX 600	1992	K01-1-021/P		K01-3-024	K01-4-019								
<b>600-690cc</b>													
EGS 600/620	1994		K01-2-003/P	K01-3-017	K01-4-028								
EXC 600/620	1994		K01-2-003/P	K01-3-017	K01-4-028								
GS 600/620	1993		K01-2-003/P	K01-3-022	K01-4-028								
MX 600/620	1993		K01-2-003/P	K01-3-022	K01-4-028								
SC 600/620	1994		K01-2-003/P	K01-3-017	K01-4-028								
SX 600/620	1994		K01-2-003/P	K01-3-017	K01-4-028								

MODEL	YEAR	FR BRAKE	RE BRAKE	CLUTCH	THROTTLE	START	DECOMP	SPEEDO	GASSER	DOHERTY	VEN 600A	AMAL T80	DOMINO
<b>KTM</b>													
<b>620cc</b>													
EGS 620	1995			K01-3-017	K01-4-028	K01-5-001	K01-6-001						
EGS 620	1996		K01-2-006/P	K01-3-017	K01-4-028		K01-6-001						
EGS/EGSE 620	1997			K01-3-017	K01-4-028		K01-6-001						
EXC 620	1995			K01-3-017	K01-4-028	K01-5-001	K01-6-001						
EXC 620	1996		K01-2-006/P	K01-3-017	K01-4-028		K01-6-001						
LSE 620	1997			K01-3-017	K01-4-028		K01-6-001						
SC 620	1995	K01-1-022/P		K01-3-017	K01-4-028	K01-5-001	K01-6-001						
SC 620	1996	K01-1-022/P	K01-2-006/P	K01-3-017	K01-4-028		K01-6-001						
SC 620	1997	K01-1-025/P		K01-3-017	K01-4-028		K01-6-001						
SC 620	1998	K01-1-025/P		K01-3-017	K01-4-028		K01-6-001						
SX 620	1995	K01-1-022/P		K01-3-017	K01-4-028	K01-5-001	K01-6-001						
SX 620	1996	K01-1-023/P	K01-2-006/P	K01-3-017	K01-4-028		K01-6-001						
SX 620	1997-98	K01-1-023/P		K01-3-017	K01-4-028		K01-6-001						
SX 620	1999	K01-1-025/P		K01-3-017	K01-4-033		K01-6-001						
SXC 620	1999	K01-1-025/P		K01-3-017	K01-4-033		K01-6-001						
<b>625cc</b>													
SXC 625	2003-05	K01-1-032/P		K01-3-029/P									625cc
SXC 625	2003-07	K01-1-028/P	K01-2-016/P	K01-3-029/P	K01-4-036		K01-6-004						
<b>640cc</b>													
LC4 ADVENTURE	1998		K01-2-016/P	K01-3-017									
LC4 ADVENTURE	1999-00		K01-2-016/P	K01-3-017									
LC4 ADVENTURE	2001		K01-2-016/P	K01-3-017	K01-4-038								
LC4 ADVENTURE	2002	K01-1-028/P	K01-2-016/P	K01-3-017	K01-4-038								
LC4 ADVENTURE	2003	K01-1-028/P	K01-2-016/P	K01-3-029/P	K01-4-038		K01-6-004						
LC4 ADVENTURE	2004-06	K01-1-033/P	K01-2-016/P	K01-3-029/P	K01-4-038		K01-6-004						
LC4 ENDURO	2002	K01-1-028/P	K01-2-016/P	K01-3-017	K01-4-038								
LC4 ENDURO	2003-06		K01-2-016/P	K01-3-029/P	K01-4-038		K01-6-004						
LC4 SUPERMOTO	1999		K01-2-016/P	K01-3-017									
LC4 SUPERMOTO	2000-01		K01-2-016/P	K01-3-017	K01-4-038								
LC4 SUPERMOTO	2002	K01-1-028/P	K01-2-016/P	K01-3-017	K01-4-038								
LC4 SUPERMOTO	2003	K01-1-032/P	K01-2-016/P	K01-3-017	K01-4-038		K01-6-004						
LC4 SUPERMOTO	2004-06	K01-1-031/P	K01-2-016/P	K01-3-017	K01-4-038		K01-6-004						
<b>65cc</b>													
SX 65	1998	K01-1-029/P			K01-4-035								65cc

MODEL	YEAR	FR BRAKE	RE BRAKE	CLUTCH	THROTTLE	START	DECOMP	SPEEDO	GASSER	DOHERTY	VEN 600A	AMAL T80	DOMINO
<b>KTM</b>													
SX 65	1999	K01-1-029/P		K01-3-025	K01-4-035								
SX 65	2000-01	K01-1-029/P	K01-2-008/P	K01-3-025	K01-4-035								
SX 65	2002-03	K01-1-037/P	K01-2-008/P	K01-3-030/P	K01-4-043								
SX 65	2004-05	K01-1-037/P	K01-2-015/P	K01-3-030/P	K01-4-043								
SX 65	2006-08	K01-1-041/P	K01-2-015/P	K01-3-030/P	K01-4-043								
SX 65	2009-13	K01-1-041/P	K01-2-028/P	K01-3-030/P	K01-4-042								
SX 65	2014-21	K01-1-041/P	K01-2-028/P	K01-3-038/P	K01-4-042								
SX 65 Mini	2018	K01-1-041/P	K01-2-028/P	K01-3-038/P	K01-4-042								
<b>660cc</b>													
LMC 660 SUPERMOTO	2003												660cc
SMC 660	2003	K01-1-032/P	K01-2-016/P	K01-3-029/P	K01-4-036		K01-6-004						
SMC 660	2004-05	K01-1-031/P	K01-2-016/P	K01-3-029/P	K01-4-036		K01-6-004						
<b>690cc</b>													
ENDURO-R 690	2008-13	K01-1-036/P	K01-2-014/P		K01-4-037								
SMC 690	2008-10	K01-1-036/P	K01-2-014/P		K01-4-037								
<b>80cc</b>													
MX 80	1985-86	K01-1-016/P		K01-3-012	K01-4-017								80cc
MX 80	1986-87	K01-1-016/P		K01-3-013	K01-4-017								
<b>85cc</b>													
SX 85	2003-12	K01-1-035/P	K01-2-011/P	K01-3-030/P	K01-4-027								
SX 85	2013-17	K01-1-040/P	K01-2-011/P	K01-3-032/P	K01-4-046								
SX 85	2018-20	K01-1-030/P	K01-2-011/P	K01-3-037/P	K01-4-056								
SX 85	2018-20	K01-1-030/P	K01-2-011/P	K01-3-037/P	K01-4-056								
XC 85	2004-09	K01-1-035/P	K01-2-011/P	K01-3-030/P	K01-4-027								
<b>950cc</b>													
ADVENTURE 950 TWIN	2003-06	K01-1-033/P	K01-2-010/P	K01-3-036/P	K01-4-055	K01-5-004							950cc
SUPER ENDURO R	2006-09		KTM-9001R	K01-3-036/P	K01-4-055	K01-5-004							
SUPER ENDURO R	2006-2009		K01-2-010/P	K01-3-036/P	K01-4-055	K01-5-004							
SUPERMOTO	2005-07	KTM-9001F	KTM-9001R	K01-3-036/P		K01-5-004							
SUPERMOTO R	2007-08	KTM-9001F	KTM-9001R	K01-3-036/P		K01-5-004							
<b>990cc</b>													
ADVENTURE R	2009-12		K01-2-010/P	K01-3-036/P	K01-4-055								
ADVENTURE S	2006-08		K01-2-010/P	K01-3-036/P	K01-4-055								
SUPERMOTO	2008-09	KTM-9001F	KTM-9001R	K01-3-036/P									
SUPERMOTO R	2009-11		KTM-9001R	K01-3-036/P									

MODEL	YEAR	FR BRAKE	RE BRAKE	CLUTCH	THROTTLE	START	DECOMP	SPEEDO	GASSER	DOHERTY	VEN 600A	AMAL T80	DOMINO
<b>KTM</b>													
SUPERMOTOR	2012-13			K01-3-036/P									
SUPERMOTO T	2009-10		KTM-9001R	K01-3-036/P									
SUPERMOTO T	2011-13			K01-3-036/P									
<b>MAICO</b>													
<b>125cc</b>													
MX 125 1975-79	1975-79	M01-1-002		M01-3-003	M01-4-003								125cc
<b>250-490cc</b>													
MX MODELS	1970-71	M01-1-001		M01-3-001	M01-4-001		M01-6-001						
MX MODELS	1972	M01-1-002		M01-3-002	M01-4-001		M01-6-001						
MX MODELS	1973-78	M01-1-002		M01-3-002	M01-4-002		M01-6-001						
MX MODELS	1979	M01-1-002		M01-3-002	M01-4-002		M01-6-002						
MX MODELS	1980-82	M01-1-005		M01-3-004	M01-4-002		M01-6-002						
MX MODELS	1983-84	M01-1-005		M01-3-005	M01-4-004		M01-6-002						
MX MODELS	1985	M01-1-006/P		M01-3-005	M01-4-004		M01-6-002						
MX MODELS	1986-88	M01-1-007/P	M01-2-001/P	M01-3-005	M01-4-004		M01-6-002						
MX MODELS	1989-93	M01-1-009/P	M01-2-002/P	M01-3-005	M01-4-004		M01-6-002						
MX MODELS	1994-95	M01-1-010/P	M01-2-002/P	M01-3-005	M01-4-004		M01-6-002						
MX MODELS	1996-00			M01-3-006	M01-4-005		M01-6-003						
WR ENDURO MDLS	1981	M01-1-004		M01-3-004	M01-4-002		M01-6-002	M01-7-001					
WR ENDURO MDLS	1982	M01-1-004		M01-3-004	M01-4-002		M01-6-002	M01-7-002					
WR ENDURO MDLS	1983-84	M01-1-004		M01-3-005	M01-4-004		M01-6-002	M01-7-002					
<b>MONTESA</b>													
<b>125cc</b>													
COTA 123	1981-83				M04-4-014								
COTA 125	1973-77	M04-1-002		M04-3-003	M04-4-004								
MH 123	1984-85				M04-4-017								
<b>175cc</b>													
COTA 175	1973-76	M04-1-002		M04-3-003	M04-4-004								
COTA 175	1977	M04-1-002		M04-3-003	M04-4-011								
<b>200cc</b>													
COTA 200	1981-83	M04-1-010		M04-3-010	M04-4-014								
COTA 200C	1984	M04-1-012		M04-3-014	M04-4-015								
MH 200	1985	M04-1-012		M04-3-014	M04-4-017								

MODEL	YEAR	FR BRAKE	RE BRAKE	CLUTCH	THROTTLE	START	DECOMP	SPEEDO	GASSER	DOHERTY	VEN 600A	AMAL T80	DOMINO
<b>MONTESA</b>													
<b>240cc</b>													
COTA 304	1986			M04-3-018	M04-4-018								
COTA 307	1988			M04-3-018	M04-4-021								
<b>250cc</b>													
CAPRA 250 GP	1968-72	M04-1-003		M04-3-004	M04-4-005								
CAPRA 250 V75	1975	M04-1-004	M04-2-003	M04-3-005	M04-4-006								
CAPRA 250 VA	1976	M04-1-005	M04-2-003	M04-3-005	M04-4-006								
CAPRA 250 VB	1977-78	M04-1-007	M04-2-003	M04-3-007	M04-4-010								
CAPRA 250 VE	1979	M04-1-008		M04-3-008	M04-4-010								
CAPRA 250 VF	1980	M04-1-009		M04-3-008	M04-4-010								
CAPRA 250 VR	1973-74	M04-1-004	M04-2-003	M04-3-005	M04-4-006								
COTA 242	1983	M04-1-011		M04-3-012	M04-4-016								
COTA 242	1984	M04-1-011		M04-3-013	M04-4-016								
COTA 247 Clubman	1976-77	M04-1-006		M04-3-006	M04-4-004								
COTA 247 Clubman	1978-80	M04-1-006		M04-3-006	M04-4-013								
COTA 248	1979-80	M04-1-006		M04-3-006	M04-4-012								
COTA 250 Mk 1	1969	M04-1-001		M04-3-001	M04-4-001								
COTA 250 Mk 2	1970	M04-1-001		M04-3-001	M04-4-002			M04-7-002					
COTA 250 Mk 3	1971	M04-1-002		M04-3-001	M04-4-002			M04-7-002					
COTA 250 Mk 4	1972	M04-1-002		M04-3-001	M04-4-003			M04-7-002					
COTA 250 Mk 4B	1973	M04-1-002	M04-2-002	M04-3-001	M04-4-004			M04-7-002					
COTA 250 Mk 5	1974	M04-1-002	M04-2-001	M04-3-001	M04-4-004			M04-7-002					
COTA 250 UKR	1975-77	M04-1-002		M04-3-002	M04-4-004								
COTA 250 UKR	1978-80	M04-1-002		M04-3-002	M04-4-012								
COTA 315R	1997	M04-1-018/P	M04-2-009/P	M04-3-022/P	M04-4-023								
COTA 4RT	2006-13				M04-4-025								
<b>260cc</b>													
COTA 309	1990			M04-3-018									
COTA 310	1991	M04-1-016/P	M04-2-006/P	M04-3-020	M04-4-019								
COTA 311	1992	M04-1-016/P	M04-2-007/P	M04-3-020	M04-4-020								
COTA 314R	1994-96	M04-1-016/P	M04-2-008/P	M04-3-021									
COTA 4RIDE	2017-19				M04-4-025								
COTA 4RT	2014-19				M04-4-025								
<b>300cc</b>													
300RR	2016-19				M04-4-025								

MODEL	YEAR	FR BRAKE	RE BRAKE	CLUTCH	THROTTLE	START	DECOMP	SPEEDO	GASSER	DOHERTY	VEN 600A	AMAL T80	DOMINO
<b>MONTESA</b>													
COTA 348	1976-78	M04-1-006	M04-2-004	M04-3-006	M04-4-009								
<b>330cc</b>													
COTA 330/350	1984-85	M04-1-013		M04-3-015	M04-4-017								330cc
COTA 330/350	1985-86			M04-3-023									
<b>350cc</b>													
COTA 349	1981-83	M04-1-010	M04-2-005	M04-3-011	M04-4-015								350cc
COTA 349 Mk1	1979-80	M04-1-006	M04-2-004	M04-3-009	M04-4-012								
MH 349	1984-85	M04-1-014		M04-3-016	M04-4-017								
<b>360cc</b>													
CAPRA 360 VA	1976	M04-1-005	M04-2-003	M04-3-005	M04-4-006								360cc
CAPRA 360 VB	1977-78	M04-1-007	M04-2-003	M04-3-007	M04-4-010								
CAPRA 360 VE	1979	M04-1-008		M04-3-008	M04-4-010								
CAPRA 360 VF	1980	M04-1-009		M04-3-008	M04-4-010								
<b>SPEEDO CA</b>													
250 ENDURO	1976							M04-7-003					O CABLEScc
COTA 242/250	1984							M04-7-005					
COTA 247	1978-80							M04-7-004					
COTA MODELS	1970							M04-7-002					
<b>MOTO-GORI</b>													
<b>125-175cc</b>													
125/175 MX & MR	1980-82	G05-1-001		G05-3-002	G05-4-001								125-175cc
125/175 MX & MR	1983	G05-1-002		G05-3-002	G05-4-001								
TL125	1983	G05-1-003		G05-3-002									
<b>250-450cc</b>													
250 MR SACHS	1980-82	G05-1-001		G05-3-001	G05-4-001								250-450cc
250 MX & MR	1983	G05-1-002		G05-3-002	G05-4-001								
250 MX ROTAX	1980-82	G05-1-001		G05-3-002	G05-4-001								
450 MX & MR	1980-82	G05-1-001		G05-3-002	G05-4-002								
450 MX & MR	1983	G05-1-002		G05-3-002	G05-4-002								
TL 325	1983	G05-1-003		G05-3-002									
<b>OSSA</b>													
<b>250cc</b>													
250 MAR TRIALS	1972-73	O01-1-001	O01-2-001T4	O01-3-001	O01-4-001								250cc
250 MAR TRIALS	1974-79	O01-1-001	O01-2-002T4	O01-3-001	O01-4-002								

MODEL	YEAR	FR BRAKE	RE BRAKE	CLUTCH	THROTTLE	START	DECOMP	SPEEDO	GASSER	DOHERTY	VEN 600A	AMAL T80	DOMINO
<b>OSSA</b>													
250 PHANTOM	1972-on	O01-1-004		O01-3-002									OSSA
250 TRIAL Betor	1980-82	O01-1-005		O01-3-003	O01-4-007								
250 TRIAL Telesco	1980-82	O01-1-006		O01-3-003	O01-4-007								
<b>280cc</b>													280cc
TR280i	2010-12				O01-4-008								
<b>350cc</b>													350cc
350 MAR TRIALS	1976-79	O01-1-001	O01-2-002	O01-3-001	O01-4-006								
350 TRIAL Betor	1980-82	O01-1-005		O01-3-003	O01-4-007								
350 TRIAL Telesco	1980-82	O01-1-006		O01-3-003	O01-4-007								
<b>SCORPA</b>													
<b>125cc</b>													125cc
SY 125	2004-08	S06-1-004/P		S06-3-004	S06-4-006								
TY 125F	2008-09			S06-3-005									
TYS 125F	2004-08				S06-4-006								
<b>175cc</b>													175cc
SY 175	2004-08	S06-1-004/P			S06-4-006								
TY 175F	2008-09			S06-3-005									
TYS 175F	2004-08				S06-4-006								
<b>250cc</b>													250cc
250 TOP	1996	S06-1-002/P	S06-2-002/P	S06-3-002/P									
250 TOP	1997	S06-1-003/P	S06-2-003/P	S06-3-003/P	S06-4-003								
all 2T	2005	S06-1-004/P											
SY 250	2001-09				S06-4-006								
SY 250	2001-09	S06-1-004/P			S06-4-006								
SY 250F	2009												
<b>280cc</b>													280cc
280 RACE	1996	S06-1-002/P	S06-2-002/P	S06-3-002/P									
280 RACE	1997	S06-1-003/P	S06-2-003/P	S06-3-003/P	S06-4-003								
<b>294cc</b>													294cc
294 TRIAL	1994-95	S06-1-001/P	S06-2-001/P	S06-3-001	S06-4-001								
<b>SHERCO</b>													
<b>125cc</b>													125cc
SC 125 R	2019	SHR-1-003/P	SHR-2-002/P	SHR-3-003/P	SHR-4-006								
SE 125 R	2018	SHR-1-003/P	SHR-2-002/P	SHR-3-003/P	SHR-4-006								
SIX DAYS													

MODEL	YEAR	FR BRAKE	RE BRAKE	CLUTCH	THROTTLE	START	DECOMP	SPEEDO	GASSER	DOHERTY	VEN 600A	AMAL T80	DOMINO
<b>SHERCO</b>													
SE 125 R	2018-19	SHR-1-003/P	SHR-2-002/P	SHR-3-003/P	SHR-4-006								
ST 125 FACTORY	2016	SHR-1-005/P	SHR-2-001/P	SHR-3-005/P	SHR-4-003								
TRIALS 125	2001-10	SHR-1-001/P		SHR-3-001/P	SHR-4-002								
TRIALS 125	2011-12		SHR-2-001/P		SHR-4-002								
TRIALS 125	2013-14	SHR-1-004/P		SHR-3-004/P	SHR-4-003								
TRIALS 125 BRAKTEC	2014-16	SHR-1-005/P	SHR-2-001/P	SHR-3-005/P	SHR-4-003								
TRIALS 125 BRAKTEC	2017	SHR-1-005/P	SHR-2-001/P	SHR-3-005/P	SHR-4-009								
TRIALS 125 BRAKTEC	2018	SHR-1-005/P	SHR-2-001/P	SHR-3-006/P	SHR-4-009								
X-RIDE	2012-14				SHR-4-002								
<b>200cc</b>													
TRIALS 200	2001-04	SHR-1-001/P		SHR-3-001/P	SHR-4-002								
TRIALS 200	2005	SHR-1-001/P	SHR-2-001/P	SHR-3-001/P	SHR-4-002								
<b>250cc</b>													
SC 250 FR	2019	SHR-1-003/P	SHR-2-002/P	SHR-3-003/P	SHR-4-008								
SC 250 R	2019	SHR-1-003/P	SHR-2-002/P	SHR-3-003/P	SHR-4-006								
SE 250 R	2012-13	SHR-1-003/P	SHR-2-002/P	SHR-3-003/P									
SE 250 R	2014	SHR-1-003/P	SHR-2-002/P	SHR-3-003/P	SHR-4-006								
SE 250 R FACTORY	2014	SHR-1-003/P	SHR-2-002/P	SHR-3-003/P	SHR-4-006								
SE 250 R FACTORY	2015	SHR-1-003/P	SHR-2-002/P	SHR-3-003/P	SHR-4-010								
SE 250 R SIX DAYS	2015	SHR-1-003/P	SHR-2-002/P	SHR-3-003/P	SHR-4-010								
SE 250 R	2015-16	SHR-1-003/P	SHR-2-002/P	SHR-3-003/P	SHR-4-010								
SE 250 R FACTORY	2016-19	SHR-1-003/P	SHR-2-002/P	SHR-3-003/P	SHR-4-006								
SE 250 R	2017-2019	SHR-1-003/P	SHR-2-002/P	SHR-3-003/P	SHR-4-006								
SE 250 R	2018	SHR-1-003/P	SHR-2-002/P	SHR-3-003/P	SHR-4-006								
SEF 250	2013	SHR-1-003/P	SHR-2-002/P	SHR-3-003/P									
SEF 250 R FACTORY	2014-16	SHR-1-003/P	SHR-2-002/P	SHR-3-003/P									
SEF 250 R	2014-16	SHR-1-003/P	SHR-2-002/P	SHR-3-003/P									
SEF 250 R	2017-18	SHR-1-003/P	SHR-2-002/P	SHR-3-003/P	SHR-4-008								
SEF 250 R FACTORY	2018	SHR-1-003/P	SHR-2-002/P	SHR-3-003/P	SHR-4-008								
SEF 250 R	2019	SHR-1-003/P	SHR-2-002/P	SHR-3-003/P									
ST 250 FACTORY	2016	SHR-1-005/P	SHR-2-001/P	SHR-3-005/P	SHR-4-002								
SUPERMOTARD 250	2008		SHR-2-003/P										
TRIALS 250	2001-02	SHR-1-001/P		SHR-3-001/P	SHR-4-002								
TRIALS 250	2003-10	SHR-1-001/P	SHR-2-001/P	SHR-3-001/P	SHR-4-002								
TRIALS 250	2011-12		SHR-2-001/P		SHR-4-002								
TRIALS 250	2013	SHR-1-004/P		SHR-3-004/P	SHR-4-003								

MODEL	YEAR	FR BRAKE	RE BRAKE	CLUTCH	THROTTLE	START	DECOMP	SPEEDO	GASSER	DOHERTY	VEN 600A	AMAL T80	DOMINO
<b>SHERCO</b>													
TRIALS 250	2014			SHR-3-004/P									
TRIALS 250 BRAKTEC	2014-16	SHR-1-005/P	SHR-2-001/P	SHR-3-005/P	SHR-4-003								
TRIALS 250 BRAKTEC	2017	SHR-1-005/P	SHR-2-001/P	SHR-3-005/P	SHR-4-009								
TRIALS 250 BRAKTEC	2018	SHR-1-005/P	SHR-2-001/P	SHR-3-006/P	SHR-4-009								
<b>290cc</b>													
TRIALS 290	2001-02	SHR-1-001/P		SHR-1-001/P	SHR-4-002								290cc
TRIALS 290	2003-10	SHR-1-001/P	SHR-2-001/P	SHR-3-001/P	SHR-4-002								
TRIALS 290	2011		SHR-2-001/P		SHR-4-002								
TRIALS 290	2012		SHR-2-001/P		SHR-4-003								
TRIALS 290	2013	SHR-1-004/P		SHR-3-004/P	SHR-4-003								
TRIALS 290	2014			SHR-3-004/P									
TRIALS 290 BRAKTEC	2014-15	SHR-1-005/P	SHR-2-001/P	SHR-3-005/P	SHR-4-003								
X-RIDE	2012-14				SHR-4-002								
<b>300cc</b>													
SC 300 R	2019	SHR-1-003/P	SHR-2-002/P	SHR-3-003/P	SHR-4-006								
SCF 300 R	2019	SHR-1-003/P	SHR-2-002/P	SHR-3-003/P									
SE 300 R	2012-13	SHR-1-003/P	SHR-2-002/P	SHR-3-003/P									
SE 300 R FACTORY	2014	SHR-1-003/P	SHR-2-002/P	SHR-3-003/P	SHR-4-006								
SE 300 R	2014	SHR-1-003/P	SHR-2-002/P	SHR-3-003/P	SHR-4-006								
SE 300 R FACTORY	2015	SHR-1-003/P	SHR-2-002/P	SHR-3-003/P	SHR-4-010								
SE 300 R SIX DAYS	2015	SHR-1-003/P	SHR-2-002/P	SHR-3-003/P	SHR-4-010								
SE 300 R	2015-16	SHR-1-003/P	SHR-2-002/P	SHR-3-003/P	SHR-4-010								
SE 300 R FACTORY	2016-19	SHR-1-003/P	SHR-2-002/P	SHR-3-003/P	SHR-4-006								
SE 300 R	2017-19	SHR-1-003/P	SHR-2-002/P	SHR-3-003/P	SHR-4-006								
SE 300 R SIX DAYS	2018	SHR-1-003/P	SHR-2-002/P	SHR-3-003/P	SHR-4-006								
SEF 300	2013	SHR-1-003/P	SHR-2-002/P	SHR-3-003/P									
SEF 300 R FACTORY	2014	SHR-1-003/P	SHR-2-002/P	SHR-3-003/P									
SEF 300 R	2014-15	SHR-1-003/P	SHR-2-002/P	SHR-3-003/P	SHR-4-008								
SEF 300 R FACTORY	2015	SHR-1-003/P	SHR-2-002/P	SHR-3-003/P	SHR-4-008								
SEF 300 R FACTORY	2016	SHR-1-003/P	SHR-2-002/P	SHR-3-003/P	SHR-4-010								
SEF 300 R	2016	SHR-1-003/P	SHR-2-002/P	SHR-3-003/P	SHR-4-010								
SEF 300 R SIX DAYS	2016	SHR-1-003/P	SHR-2-002/P	SHR-3-003/P	SHR-4-010								
SEF 300 R	2016	SHR-1-003/P	SHR-2-002/P	SHR-3-003/P	SHR-4-010								
SEF 300 R	2017-19	SHR-1-003/P	SHR-2-002/P	SHR-3-003/P									
SEF 300 R FACTORY	2018	SHR-1-003/P	SHR-2-002/P	SHR-3-003/P									
SEF 300 R SIX DAYS	2018	SHR-1-003/P	SHR-2-002/P	SHR-3-003/P									
ST 300 FACTOR	2016	SHR-1-005/P	SHR-2-001/P	SHR-3-005/P	SHR-4-003								

MODEL	YEAR	FR BRAKE	RE BRAKE	CLUTCH	THROTTLE	START	DECOMP	SPEEDO	GASSER	DOHERTY	VEN 600A	AMAL T80	DOMINO
<b>SHERCO</b>													
TRIALS 300	2013	SHR-1-004/P		SHR-3-004/P	SHR-4-003								
TRIALS 300	2014			SHR-3-004/P									
TRIALS 300 BRAKTEC	2014-16	SHR-1-005/P	SHR-2-001/P	SHR-3-005/P	SHR-4-003								
TRIALS 300 BRAKTEC	2017	SHR-1-005/P	SHR-2-001/P	SHR-3-005/P	SHR-4-009								
TRIALS 300 BRAKTEC	2018	SHR-1-005/P	SHR-2-001/P	SHR-3-006/P	SHR-4-009								
TRIALS 300 FAC	2014-15	SHR-1-005/P	SHR-2-001/P	SHR-3-005/P	SHR-4-003								
TRIALS 300 RACING	2015	SHR-1-005/P	SHR-2-001/P	SHR-3-005/P	SHR-4-003								
<b>320cc</b>													
TRIALS 320	2005	SHR-1-001/P	SHR-2-001/P	SHR-3-001/P	SHR-4-002								320cc
TRIALS 320	2006-07	SHR-1-001/P	SHR-2-001/P	SHR-3-001	SHR-4-003	SHR-5-001							
TRIALS 320	2008-10	SHR-1-001/P	SHR-2-001/P	SHR-3-001/P	SHR-4-002								
TRIALS 320	2011		SHR-2-001/P		SHR-4-002								
<b>450cc</b>													
ENDURO 450	2004-06		SHR-2-003/P	SHR-3-002/P									
ENDURO 450 FACTORY	2007			SHR-3-002/P									
ENDURO 450	2007-09			SHR-3-002/P									
SCF 450 R	2019	SHR-1-003/P	SHR-2-002/P	SHR-3-003/P									
SE 450 R	2012-13			SHR-3-002/P									
SEF 450	2010-11			SHR-3-002/P									
SEF 450 R	2010-11			SHR-3-002/P									
SEF 450 R	2015	SHR-1-003/P		SHR-3-003/P	SHR-4-010								
SEF 450 R	2016	SHR-1-003/P	SHR-2-002/P	SHR-3-003/P	SHR-4-010								
SEF 450 R FACTORY	2016	SHR-1-003/P	SHR-2-002/P	SHR-3-003/P	SHR-4-010								
SEF 450 R	2017-19	SHR-1-003/P	SHR-2-002/P	SHR-3-003/P									
SEF 450 R SIX DAYS	2018	SHR-1-003/P	SHR-2-002/P	SHR-3-003/P									
SEF 450 R FACTORY	2018-19	SHR-1-003/P	SHR-2-002/P	SHR-3-003/P									
SUPERMOTARD 450	2004-08		SHR-2-003/P	SHR-3-002/P									
<b>50cc</b>													
50cc Kids	All years				SHR-4-004								50cc
<b>510cc</b>													
ENDURO 510 FACTORY	2007			SHR-3-002/P									
ENDURO 510	2007-09			SHR-3-002/P									
SEF 510	2010-11			SHR-3-002/P									
SEF 510 R	2010-11			SHR-3-002/P									
SUPERMOTARD 510	2007-08		SHR-2-003/P	SHR-3-002/P									

MODEL	YEAR	FR BRAKE	RE BRAKE	CLUTCH	THROTTLE	START	DECOMP	SPEEDO	GASSER	DOHERTY	VEN 600A	AMAL T80	DOMINO
<b>SHERCO</b>													
<b>80cc</b>													
TRIALS 80	2003-09	SHR-1-001/P	SHR-2-001/P	SHR-3-001/P	SHR-4-002								
TRIALS 80	2012		SHR-2-001/P		SHR-4-002								
TRIALS 80	2013	SHR-1-004/P		SHR-3-004/P	SHR-4-003								
<b>SUZUKI</b>													
<b>100cc</b>													
RM 100 (A)	1976			S01-3-008									
RM 100 (B)	1977		S01-2-008	S01-3-006	S01-4-010								
RM 100 (C)	1978		S01-2-008	S01-3-006	S01-4-010				S01-4-0107	S01-4-010/8			
RM 100 (N)	1979	S01-1-012		S01-3-006	S01-4-015				S01-4-0157	S01-4-015/8			
RM 100 (T)	1980	S01-1-012	S01-2-012	S01-3-006	S01-4-015				S01-4-0157	S01-4-015/8			
RM 100 (X)	1981	S01-1-012	S01-2-012	S01-3-006									
RM 100 'USA'	2003	K02-1-032/P	K02-2-012/P	K02-3-031	K02-4-038								
<b>125cc</b>													
RM 125 (A)	1976	S01-1-008	S01-2-008T4	S01-3-006	S01-4-010								
RM 125 (B)	1977	S01-1-009	S01-2-008T4	S01-3-006	S01-4-010				S01-4-0107	S01-4-010/8			
RM 125 (C)	1978	S01-1-009	S01-2-011	S01-3-006	S01-4-010				S01-4-0107	S01-4-010/8			
RM 125 (N-T)	1979-80	S01-1-009	S01-2-012	S01-3-006	S01-4-015				S01-4-0157	S01-4-015/8			
RM 125 (X)	1981	S01-1-016	S01-2-015						S01-4-0157	S01-4-015/8			
RM 125 (Z)	1982	S01-1-016	S01-2-015		S01-4-021				S01-4-0217	S01-4-021/8			
RM 125 (D)	1983	S01-1-019	S01-2-017		S01-4-021				S01-4-0217	S01-4-021/8			
RM 125 (E)	1984	S01-1-021	S01-2-017		S01-4-027				S01-4-0217	S01-4-021/8			
RM 125 (F)	1985	S01-1-023/P	S01-2-017		S01-4-027				S01-4-0217	S01-4-021/8			
RM 125 (G)	1986	S01-1-023/P	S01-2-020T4		S01-4-027				S01-4-0217	S01-4-021/8			
RM 125 (H)	1987	S01-1-023/P	S01-2-020T4		S01-4-027				S01-4-0217	S01-4-021/8			
RM 125 (J)	1988	S01-1-023/P			S01-4-032				S01-4-0327	S01-4-032/8			
RM 125 (K)	1989	S01-1-023/P	S01-2-022/P	S01-3-031	S01-4-033				S01-4-0327	S01-4-032/8			
RM 125 (L-M)	1990-91	S01-1-028/P	S01-2-023/P	S01-3-031	S01-4-033				S01-4-0327	S01-4-032/8			
RM 125 (L-M) 'White Power'	1990-91	S01-1-027/P	S01-2-023/P	S01-3-031	S01-4-033				S01-4-0327	S01-4-032/8			
RM 125 (N-P)	1992-93	S01-1-028/P	S01-2-023/P	S01-3-036	S01-4-033				S01-4-0327	S01-4-032/8			
RM 125 (N-P) 'White Power'	1992-93	S01-1-027/P	S01-2-023/P	S01-3-036	S01-4-033				S01-4-0327	S01-4-032/8			
RM 125 (R)	1994	S01-1-028/P	S01-2-023/P	S01-3-037	S01-4-037				S01-4-0327	S01-4-032/8			
RM 125 (R) 'White Power'	1994	S01-1-027/P	S01-2-023/P	S01-3-037	S01-4-037				S01-4-0327	S01-4-032/8			
RM 125 (S)	1995	S01-1-028/P	S01-2-023/P	S01-3-037					S01-4-0327	S01-4-032/8			
RM 125 (S) 'White Power'	1995	S01-1-027/P	S01-2-023/P	S01-3-037					S01-4-0327	S01-4-032/8			

MODEL	YEAR	FR BRAKE	RE BRAKE	CLUTCH	THROTTLE	START	DECOMP	SPEEDO	GASSER	DOHERTY	VEN 600A	AMAL T80	DOMINO
<b>SUZUKI</b>													
RM 125 (T)	1996	S01-1-030/P	S01-2-026/P	S01-3-037									
RM 125 (V)	1997	S01-1-030/P	S01-2-026/P	S01-3-037									
RM 125 (W)	1998	S01-1-030/P	S01-2-026/P	S01-3-038	S01-4-038								
RM 125 (X-Y)	1999-00	S01-1-031/P	S01-2-026/P	S01-3-038	S01-4-038								
RM 125 (K1-K3)	2001-03	S01-1-031/P	S01-2-034/P	S01-3-039	S01-4-041								
RM 125 (K4)	2004	K02-1-041/P	K02-2-015/P	S01-3-039	S01-4-041								
RM 125 (K5)	2005	K02-1-041/P	S01-2-034/P	S01-3-042	S01-4-042								
RM 125 (K6-K8)	2006-08	K02-1-046/P	S01-2-034/P	S01-3-042	S01-4-043								
<b>175cc</b>													
PE 175 (C)	1978	S01-1-013		S01-3-013									
PE 175 (N)	1979	S01-1-013		S01-3-013					S01-4-015/7	S01-4-015/8			
PE 175 (T)	1980	S01-1-015	S01-2-013	S01-3-013					S01-4-015/7	S01-4-015/8			
PE 175 (X)	1981	S01-1-022	S01-2-013	S01-3-013					S01-4-015/7	S01-4-015/8			
PE 175 (Z)	1982	S01-1-022		S01-3-013									
PE 175	1983	S01-1-022		S01-3-013									
PE 175	1984	S01-1-022		S01-3-013	S01-4-021								
<b>250cc</b>													
DR 250 S	1990-95	S01-1-040/P											
PE 250 (B-N)	1977-79		S01-2-039	S01-3-013									
PE 250 (T)	1980-81	S01-1-022	S01-2-014	S01-3-017	S01-4-040								
RL 250	1974-76	S01-1-007	S01-2-007	S01-3-007	S01-4-007								
RL 250	1974-80		S01-2-009										
RL 250 'Mk 2'	1977-78	S01-1-007	S01-2-007	S01-3-009	S01-4-011								
RL 250 (N)	1979	S01-1-010	S01-2-007	S01-3-009	S01-4-017								
RL 250 (T)	1980	S01-1-010	S01-2-007	S01-3-009	S01-4-014								
RM 250 (A-B)	1976-77	S01-1-006	S01-2-006	S01-3-006	S01-4-010				S01-4-010/7	S01-4-010/8			
RM 250 (C)	1978	S01-1-009	S01-2-010T4	S01-3-006	S01-4-010				S01-4-010/7	S01-4-010/8			
RM 250 (N-T)	1979-80	S01-1-009	S01-2-012	S01-3-011	S01-4-016				S01-4-016/7	S01-4-016/8			
RM 250 (X)	1981	S01-1-016	S01-2-020T4	S01-3-019	S01-4-016				S01-4-016/7	S01-4-016/8			
RM 250 (Z)	1982	S01-1-016	S01-2-020T4	S01-3-022	S01-4-022				S01-4-022/7	S01-4-022/8			
RM 250 (D)	1983	S01-1-019	S01-2-017	S01-3-024	S01-4-025				S01-4-022/7	S01-4-022/8			
RM 250 (E)	1984	S01-1-021	S01-2-018	S01-3-027	S01-4-025				S01-4-022/7	S01-4-022/8			
RM 250 (F)	1985	S01-1-023/P	S01-2-018	S01-3-027	S01-4-025				S01-4-022/7	S01-4-022/8			
RM 250 (G)	1986	S01-1-023/P	S01-2-020	S01-3-031	S01-4-030				S01-4-022/7	S01-4-022/8			
RM 250 (H)	1987	S01-1-023/P	S01-2-021/P	S01-3-031	S01-4-030				S01-4-022/7	S01-4-022/8			
RM 250 (J)	1988	S01-1-023/P	S01-2-021/P	S01-3-031	S01-4-032				S01-4-032/7	S01-4-032/8			

MODEL	YEAR	FR BRAKE	RE BRAKE	CLUTCH	THROTTLE	START	DECOMP	SPEEDO	GASSER	DOHERTY	VEN 600A	AMAL T80	DOMINO
<b>SUZUKI</b>													
RM 250	1989	S01-1-027/P	S01-2-022/P	S01-3-031	S01-4-033				S01-4-032/7	S01-4-032/8			
RM 250	1989	S01-1-028/P	S01-2-022/P	S01-3-031	S01-4-033				S01-4-032/7	S01-4-032/8			
RM 250	1990-91	S01-1-027/P	S01-2-023/P	S01-3-031	S01-4-033				S01-4-032/7	S01-4-032/8			
RM 250	1990-91	S01-1-028/P	S01-2-023/P	S01-3-031	S01-4-033				S01-4-032/7	S01-4-032/8			
RM 250	1992	S01-1-027/P	S01-2-023/P	S01-3-036	S01-4-033				S01-4-032/7	S01-4-032/8			
RM 250	1992	S01-1-028/P	S01-2-023/P	S01-3-036	S01-4-033				S01-4-032/7	S01-4-032/8			
RM 250	1993	S01-1-028/P	S01-2-023/P	S01-3-036	S01-4-037				L01-4-002	D01-4-002			
RM 250	1993	S01-1-027/P	S01-2-023/P	S01-3-036	S01-4-037				L01-4-002	D01-4-002			
RM 250	1994	S01-1-028/P	S01-2-023/P	S01-3-037	S01-4-037				L01-4-002	D01-4-002			
RM 250	1994	S01-1-027/P	S01-2-023/P	S01-3-037	S01-4-037				L01-4-002	D01-4-002			
RM 250	1995	S01-1-028/P	S01-2-023/P	S01-3-037									
RM 250	1995	S01-1-027/P	S01-2-023/P	S01-3-037	S01-4-038								
RM 250	1996	S01-1-030/P	S01-2-026/P	S01-3-038									
RM 250	1997-98	S01-1-030/P	S01-2-026/P	S01-3-038	S01-4-038								
RM 250	1999-00	S01-1-031/P	S01-2-026/P	S01-3-038	S01-4-038								
RM 250	2001-03	S01-1-031/P	S01-2-034/P	S01-3-039	S01-4-041								
RM 250	2004	K02-1-041/P	S01-2-034/P	S01-3-039	S01-4-041								
RM 250	2005	K02-1-041/P	S01-2-034/P	S01-3-042	S01-4-043								
RM 250	2006-08	K02-1-046/P	S01-2-034/P	S01-3-042	S01-4-043								
RM-Z 250	2004	K02-1-041/P	K02-2-021/P	K02-3-046	K02-4-036	K02-5-001							
RM-Z 250	2005	K02-1-041/P	K02-2-021/P	K02-3-047	K02-4-036	K02-5-001							
RM-Z 250	2006	K02-1-041/P	K02-2-024/P	K02-3-047	K02-4-036	K02-5-001							
RM-Z 250	2007	K02-1-046/P	S01-2-036/P	S01-3-045	S01-4-054	S01-5-001							
RM-Z 250	2008-09	K02-1-046/P	S01-2-036/P	S01-3-049	S01-4-054	S01-5-002							
RM-Z 250	2010-12	K02-1-046/P	S01-2-036/P	S01-3-048	S01-4-060	S01-5-002							
RM-Z 250	2013-15	K02-1-046/P	S01-2-038/P	S01-3-050	S01-4-062								
RM-Z 250	2016-18	K02-1-046/P	S01-2-038/P	S01-3-050	S01-4-062								
RM-Z 250	2019-20	S01-1-039/P	S01-2-037/P										
<b>325CC</b>													
RL 325	1979	S01-1-010	S01-2-007	S01-3-009	S01-4-013								325CC
RL 325	1979-80		S01-2-009										
RL 325	1980	S01-1-010	S01-2-007	S01-3-009	S01-4-014								
<b>350CC</b>													
DR 350 S	1990-93	S01-1-040/P											
DR 350 SE	1994-99			S01-3-052									350CC

MODEL	YEAR	FR BRAKE	RE BRAKE	CLUTCH	THROTTLE	START	DECOMP	SPEEDO	GASSER	DOHERTY	VEN 600A	AMAL T80	DOMINO
<b>SUZUKI</b>													
<b>370cc</b>													
RM 370 (A-B)	1976-77	S01-1-006	S01-2-006	S01-3-006	S01-4-010								
SP 370	1977-80		S01-2-016T4										
<b>400cc</b>													
DR-Z 400 S	2019	S01-1-041/P	S01-2-033/P	S01-3-044	S01-4-049								
DR-Z 400 SM	2019	S01-1-038/P		S01-3-044	S01-4-049								
DR-Z 400-E	2000-04	S01-1-032/P	S01-2-027/P	S01-3-044	S01-4-065		S01-6-001						
DR-Z 400-E	2005-07	S01-1-032/P	S01-2-027/P	S01-3-044	S01-4-065								
DR-Z 400-S	2000-04	S01-1-036/P	S01-2-033/P	S01-3-044	S01-4-048								
DR-Z 400-S	2005-10	S01-1-041/P	S01-2-033/P	S01-3-044	S01-4-048								
DR-Z 400-S	2011-17	S01-1-041/P	S01-2-033/P	S01-3-044	S01-4-049								
DR-Z 400-SM	2004-08	S01-1-038/P	S01-2-035/P	S01-3-044	S01-4-048								
DR-Z 400-SM	2009-17	S01-1-038/P	S01-2-035/P	S01-3-044	S01-4-049								
PE 400 (T)	1980-81	S01-1-022	S01-2-014	S01-3-017	S01-4-040								
RM 400 (C)	1978	S01-1-009	S01-2-010T4	S01-3-006	S01-4-010				S01-4-010/7	S01-4-010/8			
RM 400	1979-80			S01-3-012									
<b>420cc</b>													
RM 420 (N-T)	1979-80	S01-1-009		S01-3-012	S01-4-016				S01-4-016/7	S01-4-016/8			
<b>450cc</b>													
RMX 450 Z	2010-16	S01-1-043/P	S01-2-038/P	S01-3-053	S01-4-063	S01-5-003							
RMX 450 Z	2017-19	S01-1-042/P	S01-2-038/P	S01-3-053		S01-5-003							
RM-Z 450	2005	S01-1-037/P	S01-2-034/P	S01-3-051	S01-4-047	S01-5-001							
RM-Z 450	2006	S01-1-037/P	S01-2-034/P	S01-3-043	S01-4-047	S01-5-001							
RM-Z 450	2007	K02-1-046/P	S01-2-036/P	S01-3-046	S01-4-047	S01-5-001							
RM-Z 450	2008	K02-1-046/P	S01-2-036/P	S01-3-047	S01-4-055	S01-5-002							
RM-Z 450	2009	K02-1-046/P	S01-2-038/P	S01-3-047	S01-4-060	S01-5-002							
RM-Z 450	2010-11	K02-1-046/P	S01-2-038/P	S01-3-047	S01-4-063								
RM-Z 450	2012	K02-1-046/P	S01-2-036/P	S01-3-047	S01-4-063	S01-5-002							
RM-Z 450	2013-14	K02-1-046/P	S01-2-038/P	S01-3-047	S01-4-064	S01-5-002							
RM-Z 450	2015	K02-1-046/P	S01-2-038/P	S01-3-047	S01-4-066								
RM-Z 450	2016-17	K02-1-046/P	S01-2-038/P	S01-3-047	S01-4-066								
RM-Z 450	2018-20	S01-1-039/P	S01-2-037/P	S01-3-054									
<b>465cc</b>													
RM 465 (X)	1981	S01-1-016	S01-2-020	S01-3-020	S01-4-016				S01-4-016/7	S01-4-016/8			
RM 465 (Z)	1982	S01-1-016	S01-2-020	S01-3-023	S01-4-022				S01-4-022/7	S01-4-022/8			

MODEL	YEAR	FR BRAKE	RE BRAKE	CLUTCH	THROTTLE	START	DECOMP	SPEEDO	GASSER	DOHERTY	VEN 600A	AMAL T80	DOMINO
<b>SUZUKI</b>													
<b>50cc</b>													
RM 50		(N-Z)	S01-1-014	S01-3-016	S01-4-018								50cc
<b>500cc</b>													
RM 500	1983	(D)	S01-1-019	S01-3-023	S01-4-025				S01-4-022/7	S01-4-022/8			500cc
RM 500	1984	(E)	S01-1-021	S01-3-023	S01-4-025				S01-4-022/7	S01-4-022/8			
RM 500	1985	(F)	S01-1-023/P	S01-3-023	S01-4-025				S01-4-022/7	S01-4-022/8			
<b>65cc</b>													
RM 65	2003	(K3)	K02-1-052/P	K02-3-041	K02-4-031								65cc
RM 65	2004	(K4)	K02-1-052/P	K02-3-041	K02-4-037								
RM 65	2005	(K5)	K02-1-052/P	K02-3-041	K02-4-037								
<b>80cc</b>													
RM 80	1978	(C)			S01-4-012								
RM 80	1979	(N)	S01-1-011		S01-4-019								
RM 80	1980	(T)	S01-1-011	S01-3-015	S01-4-019								
RM 80	1981	(X)	S01-1-011	S01-3-015	S01-4-019								
RM 80	1982	(Z)	S01-1-017	S01-3-021	S01-4-020								
RM 80	1983	(XD)	S01-1-018	S01-3-021	S01-4-023				S01-4-024/7	S01-4-024/8			
RM 80	1983	(XHD)	S01-1-020	S01-3-026	S01-4-024				S01-4-024/7	S01-4-024/8			
RM 80	1984	(XE)	S01-1-018	S01-3-021	S01-4-028				S01-4-026/7	S01-4-026/8			
RM 80	1984	(XHE)	S01-1-020	S01-3-026	S01-4-026				S01-4-026/7	S01-4-026/8			
RM 80	1985	(XF)	S01-1-018	S01-3-021	S01-4-028				S01-4-026/7	S01-4-026/8			
RM 80	1985	(XHF)	S01-1-020	S01-3-026	S01-4-026				S01-4-026/7	S01-4-026/8			
RM 80	1986	(XG)	S01-1-026/P	S01-3-032	S01-4-031				S01-4-026/7	S01-4-026/8			
RM 80	1987	(XH)	S01-1-026/P	S01-3-032	S01-4-031				S01-4-026/7	S01-4-026/8			
RM 80	1988	(XJ)	S01-1-026/P	S01-3-032	S01-4-031				S01-4-026/7	S01-4-026/8			
RM 80	1989	(XK)	S01-1-026/P	S01-3-035	S01-4-034								
RM 80	1990-95	(XL-XS)	S01-1-026/P	S01-3-035	S01-4-034								
RM 80	1996-00	(XT-XZ)	S01-1-026/P	S01-3-035	S01-4-034								
RM 80	2001	(K1)	S01-1-026/P	S01-3-035	S01-4-034								
<b>85cc</b>													
RM 85	2002-04	(K2-K4)	S01-1-033/P	S01-3-035	S01-4-034								
RM 85	2002-04	(K2-K4) 'Big Wheel'	S01-1-033/P	S01-3-035	S01-4-034								
RM 85	2005-09		S01-1-035/P	S01-3-035	S01-4-034								
RM 85	2005-16	'Big Wheel'	S01-1-035/P	S01-3-035	S01-4-034								
RM 85	2019		S01-1-035/P	S01-3-035	S01-4-034								

MODEL	YEAR	FR BRAKE	RE BRAKE	CLUTCH	THROTTLE	START	DECOMP	SPEEDO	GASSER	DOHERTY	VEN 600A	AMAL T80	DOMINO
<b>SWM</b>													
<b>SWM</b>													
<b>125-175cc</b>													
175 ENDURO	1979-80	S03-1-002		S03-3-002	S03-4-003			S03-7-002					
175 ENDURO	1981	S03-1-002		S03-3-002	S03-4-005			S03-7-002					
TL125 TRIALS	1980-81	S03-1-003	S03-2-001		S03-4-006			S03-7-001					
TL125 TRIALS	1982	S03-1-004	S03-2-001		S03-4-006			S03-7-001					
<b>250-280cc</b>													
250 ENDURO	1979-80	S03-1-002		S03-3-002	S03-4-003			S03-7-002					
250 TRIALS	1978-79	S03-1-001		S03-3-001	S03-4-002			S03-7-001				S03-4-002/6	
250 TRIALS	1980-81	S03-1-003		S03-3-001	S03-4-002			S03-7-001				S03-4-002/6	
250 TRIALS	1982-83	S03-1-004		S03-3-001	S03-4-002			S03-7-003				S03-4-002/6	
250/280 ENDURO	1981	S03-1-002		S03-3-002	S03-4-005			S03-7-002					
<b>320-440cc</b>													
347/370/440 Enduro	1981-82	S03-1-002		S03-3-002	S03-4-007			S03-7-002					
TL320 TRIALS	1978-79	S03-1-001		S03-3-001	S03-4-002			S03-7-001				S03-4-002/6	
TL320 TRIALS	1980-81	S03-1-003	S03-2-001	S03-3-001	S03-4-002			S03-7-001				S03-4-002/6	
TL320 TRIALS	1982-83	S03-1-004	S03-2-001	S03-3-001	S03-4-004			S03-7-001				S03-4-002/6	
TL350 JUMBO'	1983-84	S03-1-004		S03-3-004	S03-4-008			S03-7-001					
TL350 JUMBO'	1983-84	S03-1-004		S03-3-003	S03-4-008			S03-7-001					
<b>TM</b>													
<b>TM</b>													
<b>125cc</b>													
125 MX/ENDURO	1996-98	T04-1-001/P	T04-2-002/P	T04-3-001/P	T04-4-001								
125 MX/ENDURO	2001	T04-1-002/P	T04-2-003/P	T04-3-001/P	T04-4-002								
<b>250cc</b>													
250 MX/ENDURO	1996-98	T04-1-001/P	T04-2-002/P	T04-3-001/P	T04-4-001								
250 MX/ENDURO	2001	T04-1-002/P	T04-2-003/P	T04-3-001/P	T04-4-002								
<b>300cc</b>													
EN 300	2018	T04-1-004/P	T04-2-005/P	T04-3-003/P	T04-4-004								
<b>VERTEMATI</b>													
<b>VERTEMATI</b>													
<b>500cc</b>													
500 ENDURO	1998	V04-1-002/P	V04-2-001/P	V04-3-001/P	V04-4-001			V04-6-001					
500 ENDURO	1999	V04-1-002/P	V04-2-001/P	V04-3-003/P	V04-4-002			V04-6-001					
500 ENDURO	2000	V04-1-003/P	V04-2-001/P	V04-3-002/P	V04-4-003			V04-6-001					
500 MX	1998	V04-1-001/P	V04-2-001/P	V04-3-001/P	V04-4-001			V04-6-001					

Your model not listed? Go to [www.venhill.co.uk](http://www.venhill.co.uk) - Click 'Hoses & Cables - Custom' Category or contact us

MODEL	YEAR	FR BRAKE	RE BRAKE	CLUTCH	THROTTLE	START	DECOMP	SPEEDO	GASSER	DOHERTY	VEN 600A	AMAL T80	DOMINO
<b>VERTEMATI</b>													
500 MX	1999	V04-1-001/P	V04-2-001/P	V04-3-003/P	V04-4-002		V04-6-001						
500 MX	2000	V04-1-004/P	V04-2-001/P	V04-3-002/P	V04-4-002		V04-6-001						
<b>YAMAHA</b>													
<b>100cc</b>													
YZ 100	1974-79	Y01-1-001		Y01-3-001	Y01-4-001								
YZ 100 (G-H)	1980-81	Y01-1-012		Y01-3-014	Y01-4-011								
YZ 100 (J-L)	1982-84	Y01-1-019		Y01-3-021					Y01-4-015/7	Y01-4-015/8			
<b>125cc</b>													
DT 125 RE	2005-06		Y01-2-038/P										
DT 125 X	2005-06	Y01-1-078/P	Y01-2-038/P										
DT 125-R	2005	Y01-1-062/P	Y01-2-029/P										
TTR 125 L	2000-07			Y01-3-066									
TTR 125 L	2008-21	Y01-1-025/P		Y01-3-066	Y01-4-082								
YZ 125 (A-C)	1974-76	Y01-1-001		Y01-3-001	Y01-4-001								
YZ 125 (D)	1977	Y01-1-006		Y01-3-007	Y01-4-007				Y01-4-007/7	Y01-4-007/8			
YZ 125 (E-F)	1978-79	Y01-1-006		Y01-3-008	Y01-4-007				Y01-4-007/7	Y01-4-007/8			
YZ 125 (G)	1980	Y01-1-013		Y01-3-015	Y01-4-012				Y01-4-007/7	Y01-4-007/8			
YZ 125 (H)	1981	Y01-1-014		Y01-3-016	Y01-4-012				Y01-4-007/7	Y01-4-007/8			
YZ 125 (J)	1982	Y01-1-014		Y01-3-022	Y01-4-015				Y01-4-015/7	Y01-4-015/8			
YZ 125 (K)	1983	Y01-1-014		Y01-3-025	Y01-4-015				Y01-4-015/7	Y01-4-015/8			
YZ 125 (L)	1984	Y01-1-021		Y01-3-025	Y01-4-015				Y01-4-015/7	Y01-4-015/8			
YZ 125 (N)	1985	Y01-1-026/P		Y01-3-025	Y01-4-015				Y01-4-015/7	Y01-4-015/8			
YZ 125 (N) 'Headlamp Fit'	1985	Y01-1-047/P		Y01-3-025	Y01-4-015				Y01-4-015/7	Y01-4-015/8			
YZ 125 (S-T)	1986-87	Y01-1-026/P	Y01-2-001	Y01-3-028	Y01-4-020				Y01-4-020/7	Y01-4-020/8			
YZ 125 (S-T) 'Headlamp Fit'	1986-87	Y01-1-047/P	Y01-2-001	Y01-3-028	Y01-4-020				Y01-4-020/7	Y01-4-020/8			
YZ 125 (U) 'Headlamp Fit'	1988	Y01-1-047/P	Y01-2-002/P	Y01-3-028	Y01-4-020				Y01-4-020/7	Y01-4-020/8			
YZ 125 (U)	1988	Y01-1-026/P	Y01-2-002/P	Y01-3-028					Y01-4-021/7		Y01-4-021/9		
YZ 125 (V)	1989	Y01-1-032/P	Y01-2-003/P	Y01-3-030	Y01-4-021				Y01-4-021/7		Y01-4-021/9		
YZ 125 (A-E)	1990-93	Y01-1-040/P	Y01-2-004/P	Y01-3-030	Y01-4-021				Y01-4-021/7		Y01-4-021/9		
YZ 125 (A-E) 'Headlamp Fit'	1990-93	Y01-1-034/P	Y01-2-004/P	Y01-3-030	Y01-4-021				Y01-4-021/7		Y01-4-021/9		
YZ 125 (F)	1994	Y01-1-040/P	Y01-2-006/P	Y01-3-035	Y01-4-021				Y01-4-021/7		Y01-4-021/9		
YZ 125 (F) 'Headlamp Fit'	1994	Y01-1-034/P	Y01-2-006/P	Y01-3-035	Y01-4-021				Y01-4-021/7		Y01-4-021/9		
YZ 125 (F) 'Ohlins Forks'	1994	Y01-1-038/P	Y01-2-006/P	Y01-3-035	Y01-4-021				Y01-4-021/7		Y01-4-021/9		
YZ 125 (G)	1995	Y01-1-040/P	Y01-2-006/P	Y01-3-035	Y01-4-023				Y01-4-021/7		Y01-4-021/9		
YZ 125 (G) 'Headlamp Fit'	1995	Y01-1-044/P	Y01-2-006/P	Y01-3-035	Y01-4-023								

MODEL	YEAR	FR BRAKE	RE BRAKE	CLUTCH	THROTTLE	START	DECOMP	SPEEDO	GASSER	DOHERTY	VEN 600A	AMAL T80	DOMINO
<b>YAMAHA</b>													
YZ 125	1995	Y01-1-038/P	Y01-2-006/P	Y01-3-035	Y01-4-023								
YZ 125	1996-97	Y01-1-045/P	Y01-2-006/P	Y01-3-035									
YZ 125	1996-97	Y01-1-042/P	Y01-2-006/P	Y01-3-035									
YZ 125	1996-97	Y01-1-041/P	Y01-2-006/P	Y01-3-035									
YZ 125	1998	Y01-1-043/P	Y01-2-010/P	Y01-3-035									
YZ 125	1999	Y01-1-043/P	Y01-2-010/P	Y01-3-035									
YZ 125	2000-03	Y01-1-043/P	Y01-2-010/P	Y01-3-041	Y01-4-024								
YZ 125	2000-03	Y01-1-046/P	Y01-2-010/P	Y01-3-041	Y01-4-024								
YZ 125	2004	Y01-1-043/P	Y01-2-021/P	Y01-3-041	Y01-4-024								
YZ 125	2004	Y01-1-046/P	Y01-2-021/P	Y01-3-041	Y01-4-024								
YZ 125	2005	Y01-1-058/P	Y01-2-034/P	Y01-3-046									
YZ 125	2006	Y01-1-058/P	Y01-2-034/P	Y01-3-046									
YZ 125	2007	Y01-1-058/P	Y01-2-034/P	Y01-3-046	Y01-4-083								
YZ 125	2008-14	Y01-1-070/P	Y01-2-034/P	Y01-3-046	Y01-4-083								
YZ 125	2015-21	Y01-1-070/P	Y01-2-034/P	Y01-3-062	Y01-4-083								
YZ 125 X	2020-21	Y01-1-070/P	Y01-2-034/P	Y01-3-062	Y01-4-083								
<b>175cc</b>													
IT 175	1981	Y01-1-009											
MX 175	1979-81			Y01-3-108									
TY 175	1975-83	Y01-1-003		Y01-3-003	Y01-4-004							Y01-4-004/6	
<b>200cc</b>													
TW 200	2001-02			Y01-3-065	Y01-4-081								
TW 200	2003-21	Y01-1-024/P		Y01-3-065	Y01-4-081								
WR 200	1992-93	Y01-1-036/P	Y01-2-005/P	Y01-3-031									
<b>225cc</b>													
XT 225 WE SEROW (JP)	2000-04				Y01-4-086								
<b>250cc</b>													
DT-1	1968-71	Y01-1-077											
DT-2	1972	Y01-1-077											
DT-3	1973	Y01-1-077											
IT 250	1981-82			Y01-3-047									
IT 250	1983	Y01-1-071		Y01-3-069	Y01-4-087								
TDR 250	1988-90	YAM-2002F	YAM-2002R		Y01-4-079								
TT 250-R	2006	Y01-1-066/P	Y01-2-031/P										
TY 250	1975-76	Y01-1-003		Y01-3-004	Y01-4-004							Y01-4-004/6	

MODEL	YEAR	FR BRAKE	RE BRAKE	CLUTCH	THROTTLE	START	DECOMP	SPEEDO	GASSER	DOHERTY	VEN 600A	AMAL T80	DOMINO
<b>YAMAHA</b>													
TY 250	1977-78	Y01-1-003		Y01-3-004	Y01-4-008							Y01-4-008/6	
TY 250	1979-83	Y01-1-003		Y01-3-004	Y01-4-008							Y01-4-008/6	
TY 250-L	1984-90	Y01-1-024		Y01-3-026								Y01-4-019/6	
TY 250-L	1984-90	Y01-1-024A											
TY 250-R	1991-92	Y01-1-035/P		Y01-3-026								Y01-4-019/6	
TY 250-Z	1993-98	Y01-1-035/P	Y01-2-008/P	Y01-3-034	Y01-4-022								
WR 250	1985-87	Y01-1-047/P	Y01-2-001	Y01-3-023					Y01-4-016/7		Y01-4-021/9		
WR 250	1988	Y01-1-047/P	Y01-2-002/P	Y01-3-029					Y01-4-021/7		Y01-4-021/9		
WR 250	1990-93	Y01-1-040/P	Y01-2-004/P	Y01-3-029	Y01-4-021				Y01-4-021/7		Y01-4-021/9		
WR 250	1990-93	Y01-1-038/P	Y01-2-004/P	Y01-3-029	Y01-4-021				Y01-4-021/7		Y01-4-021/9		
WR 250	1990-93	Y01-1-034/P	Y01-2-004/P	Y01-3-029	Y01-4-021				Y01-4-021/7		Y01-4-021/9		
WR 250	1994	Y01-1-040/P	Y01-2-006/P	Y01-3-029	Y01-4-021				Y01-4-021/7		Y01-4-021/9		
WR 250	1994	Y01-1-034/P	Y01-2-006/P	Y01-3-029	Y01-4-021								
WR 250	1995	Y01-1-038/P	Y01-2-006/P	Y01-3-029	Y01-4-023								
WR 250	1995	Y01-1-040/P	Y01-2-006/P	Y01-3-029	Y01-4-023								
WR 250	1995	Y01-1-044/P	Y01-2-006/P	Y01-3-029	Y01-4-023								
WR 250	1996-97	Y01-1-042/P	Y01-2-006/P	Y01-3-029	Y01-4-024								
WR 250	1996-97	Y01-1-045/P	Y01-2-006/P	Y01-3-029	Y01-4-024								
WR 250	1996-97	Y01-1-041/P	Y01-2-006/P	Y01-3-029	Y01-4-024								
WR 250	1998	Y01-1-043/P	Y01-2-010/P	Y01-3-029	Y01-4-024								
WR 250	1998	Y01-1-046/P	Y01-2-010/P	Y01-3-029	Y01-4-024								
WR 250	1999	Y01-1-043/P	Y01-2-010/P	Y01-3-037	Y01-4-024								
WR 250	1999	Y01-1-046/P	Y01-2-010/P	Y01-3-037	Y01-4-024								
WR 250	2000-02	Y01-1-046/P	Y01-2-010/P	Y01-3-037	Y01-4-027								
WR 250	2000-02	Y01-1-043/P	Y01-2-010/P	Y01-3-037	Y01-4-027								
WR 250	2003	Y01-1-046/P	Y01-2-021/P	Y01-3-037	Y01-4-027								
WR 250	2004	Y01-1-046/P	Y01-2-021/P	Y01-3-043	Y01-4-027								
WR 250 Z	1992-96				Y01-4-066								
WR 250-F	2003	Y01-1-046/P	Y01-2-021/P	Y01-3-073		Y01-5-001							
WR 250-F	2004	Y01-1-046/P	Y01-2-021/P	Y01-3-073	Y01-4-032	Y01-5-001	Y01-6-001/9						
WR 250-F	2005-06	Y01-1-059/P	Y01-2-026/P	Y01-3-074	Y01-4-032	Y01-5-001	Y01-6-001/9						
WR 250-F	2007-13	Y01-1-059/P	Y01-2-034/P	Y01-3-075	Y01-4-032	Y01-5-001	Y01-6-001/9						
WR 250-F	2015-16	Y01-1-073/P	Y01-2-034/P	Y01-3-064	Y01-4-077								
WR 250-F	2017-19	Y01-1-022/P	Y01-2-034/P	Y01-3-064	Y01-4-077								
WR 250-F	2020-21	Y01-1-080/P	Y01-2-034/P	Y01-3-076	Y01-4-085								
WR 250-R	2008-20	Y01-1-021/P	Y01-2-001/P	Y01-3-055	Y01-4-076								

MODEL	YEAR	FR BRAKE	RE BRAKE	CLUTCH	THROTTLE	START	DECOMP	SPEEDO	GASSER	DOHERTY	VEN 600A	AMAL T80	DOMINO
<b>YAMAHA</b>													
WR 250-X	2008-11	Y01-1-021/P	Y01-2-001/P	Y01-3-055	Y01-4-076								
XT 250	1986-90		Y01-3-068		Y01-6-002								
XT 250	2008-12	Y01-1-023/P	Y01-2-009/P	Y01-3-060	Y01-4-005								
XT 250	2013-21	Y01-1-023/P	Y01-2-009/P	Y01-3-060	Y01-4-074								
YZ 250	1974-76	Y01-1-002		Y01-3-002	Y01-4-002								
YZ 250	1977	Y01-1-005		Y01-3-006	Y01-4-007				Y01-4-007/7	Y01-4-007/8			
YZ 250	1978-79	Y01-1-007		Y01-3-009	Y01-4-007				Y01-4-007/7	Y01-4-007/8			
YZ 250	1980	Y01-1-009		Y01-3-011	Y01-4-013				Y01-4-007/7	Y01-4-007/8	Y01-4-013/9		
YZ 250	1981	Y01-1-009		Y01-3-018	Y01-4-013				Y01-4-007/7	Y01-4-007/8	Y01-4-013/9		
YZ 250	1982	Y01-1-020		Y01-3-023	Y01-4-016				Y01-4-016/7	Y01-4-016/8			
YZ 250	1983-84	Y01-1-021	Y01-2-001	Y01-3-023	Y01-4-037				Y01-4-016/7	Y01-4-016/8			
YZ 250	1985-87	Y01-1-026/P	Y01-2-001	Y01-3-023	Y01-4-037				Y01-4-016/7		Y01-4-021/9		
YZ 250	1985-87	Y01-1-047/P	Y01-2-001	Y01-3-023	Y01-4-037				Y01-4-016/7		Y01-4-021/9		
YZ 250	1988	Y01-1-026/P	Y01-2-002/P	Y01-3-029	Y01-4-037				Y01-4-021/7		Y01-4-021/9		
YZ 250	1988	Y01-1-047/P	Y01-2-002/P	Y01-3-029	Y01-4-037				Y01-4-021/7		Y01-4-021/9		
YZ 250	1988	Y01-1-047/P	Y01-2-002/P	Y01-3-029	Y01-4-037				Y01-4-021/7		Y01-4-021/9		
YZ 250	1989	Y01-1-032/P	Y01-2-003/P	Y01-3-029	Y01-4-021				Y01-4-021/7		Y01-4-021/9		
YZ 250	1990-1993	Y01-1-038/P	Y01-2-004/P	Y01-3-029	Y01-4-021				Y01-4-021/7		Y01-4-021/9		
YZ 250	1990-93	Y01-1-040/P	Y01-2-004/P	Y01-3-029	Y01-4-021				Y01-4-021/7		Y01-4-021/9		
YZ 250	1994	Y01-1-040/P	Y01-2-006/P	Y01-3-029	Y01-4-021				Y01-4-021/7		Y01-4-021/9		
YZ 250	1994	Y01-1-038/P	Y01-2-006/P	Y01-3-029	Y01-4-021								
YZ 250	1995	Y01-1-040/P	Y01-2-006/P	Y01-3-029	Y01-4-023								
YZ 250	1995	Y01-1-038/P	Y01-2-006/P	Y01-3-029	Y01-4-023								
YZ 250	1996-97	Y01-1-041/P	Y01-2-006/P	Y01-3-029	Y01-4-024								
YZ 250	1996-97	Y01-1-042/P	Y01-2-006/P	Y01-3-029	Y01-4-024								
YZ 250	1998	Y01-1-043/P	Y01-2-010/P	Y01-3-029	Y01-4-024								
YZ 250	1999	Y01-1-043/P	Y01-2-010/P	Y01-3-037	Y01-4-024								
YZ 250	2000-02	Y01-1-043/P	Y01-2-010/P	Y01-3-037	Y01-4-027						Y01-4-027/9		
YZ 250	2003	Y01-1-043/P	Y01-2-021/P	Y01-3-037	Y01-4-027						Y01-4-027/9		
YZ 250	2004	Y01-1-043/P	Y01-2-021/P	Y01-3-043	Y01-4-027						Y01-4-027/9		
YZ 250	2005	Y01-1-058/P	Y01-2-024/P	Y01-3-043	Y01-4-027						Y01-4-027/9		
YZ 250	2006-08	Y01-1-058/P	Y01-2-034/P	Y01-3-043	Y01-4-027						Y01-4-027/9		
YZ 250	2009-10	Y01-1-070/P	Y01-2-034/P	Y01-3-043	Y01-4-027						Y01-4-027/9		
YZ 250	2011-14	Y01-1-070/P	Y01-2-034/P	Y01-3-043	Y01-4-027						Y01-4-027/9		
YZ 250	2015-21	Y01-1-070/P	Y01-2-034/P	Y01-3-061	Y01-4-027						Y01-4-027/9		
YZ 250 FX	2015-19	Y01-1-072/P	Y01-2-034/P	Y01-3-064	Y01-4-077								
YZ 250 FX	2020-21	Y01-1-072/P	Y01-2-034/P	Y01-3-067	Y01-4-085								

MODEL	YEAR	FR BRAKE	RE BRAKE	CLUTCH	THROTTLE	START	DECOMP	SPEEDO	GASSER	DOHERTY	VEN 600A	AMAL T80	DOMINO
<b>YAMAHA</b>													
YZ 250 X	2016-21	Y01-1-070/P	Y01-2-034/P	Y01-3-061	Y01-4-027								
YZ 250-F (N-O)	2001-02	Y01-1-043/P	Y01-2-010/P	Y01-3-038	Y01-4-028		Y01-6-001/9						
YZ 250-F (P)	2003	Y01-1-043/P	Y01-2-010/P	Y01-3-070	Y01-4-032								
YZ 250-F (S)	2004	Y01-1-043/P	Y01-2-021/P	Y01-3-070	Y01-4-032	Y01-5-001	Y01-6-001/9						
YZ 250-F (T-V)	2005	Y01-1-058/P	Y01-2-021/P	Y01-3-070	Y01-4-032	Y01-5-001	Y01-6-001/9						
YZ 250-F (W-X)	2006	Y01-1-058/P	Y01-2-034/P	Y01-3-071	Y01-4-032	Y01-5-001	Y01-6-001/9						
YZ 250-F	2007	Y01-1-058/P	Y01-2-034/P	Y01-3-072	Y01-4-032	Y01-5-001							
YZ 250-F	2008	Y01-1-070/P	Y01-2-034/P	Y01-3-072	Y01-4-032	Y01-5-001							
YZ 250-F (Y)	2009	Y01-1-070/P	Y01-2-034/P	Y01-3-049	Y01-4-058	Y01-5-005					Y01-4-047/9		
YZ 250-F (Z-A)	2010-11	Y01-1-075/P	Y01-2-034/P	Y01-3-052	Y01-4-064	Y01-5-001							
YZ 250-F (B-D)	2012-13	Y01-1-075/P	Y01-2-034/P	Y01-3-052	Y01-4-071								
YZ 250-F	2014-18	Y01-1-072/P	Y01-2-034/P	Y01-3-056	Y01-4-077								
YZ 250-F	2019-20	Y01-1-072/P	Y01-2-034/P	Y01-3-067	Y01-4-085								
YZ 250-F	2021	Y01-1-072/P	Y01-2-040/P	Y01-3-067	Y01-4-085								
<b>320cc</b>													
TY 320 'Majesty'	1979-on	Y01-1-003		Y01-3-004	Y01-4-010							Y01-4-010/6	
<b>350cc</b>													
TT 350	1986-87	Y01-1-030/P					Y01-6-002						
XT 350	1985-01			Y01-3-068			Y01-6-002						
<b>360cc</b>													
RT-1	1970-71	Y01-1-077											
RT-2	1972	Y01-1-077											
RT-3	1973	Y01-1-077											
YZ 360	1974	Y01-1-002		Y01-3-002	Y01-4-002								
<b>400cc</b>													
WRF 400 (K) 'Headlamp Fit'	1988	Y01-1-046/P	Y01-2-006/P	Y01-3-036	Y01-4-026		Y01-6-001				Y01-4-026/9		
WRF 400 (L) 'Headlamp Fit'	1999	Y01-1-046/P	Y01-2-010/P	Y01-3-036	Y01-4-026		Y01-6-001				Y01-4-026/9		
YZ 400 (D)	1977	Y01-1-005		Y01-3-006	Y01-4-007				Y01-4-007/7	Y01-4-007/8			
YZ 400 (E-F)	1978-79	Y01-1-007		Y01-3-006	Y01-4-007				Y01-4-007/7	Y01-4-007/8			
YZF 400 (K)	1998	Y01-1-043/P	Y01-2-006/P	Y01-3-036	Y01-4-026		Y01-6-001				Y01-4-026/9		
YZF 400 (L)	1999	Y01-1-043/P	Y01-2-010/P	Y01-3-036	Y01-4-026		Y01-6-001				Y01-4-026/9		
<b>426cc</b>													
WRF 426 (M-P) 'Headlamp Fit'	2000-02	Y01-1-046/P	Y01-2-010/P	Y01-3-038	Y01-4-028		Y01-6-001				Y01-4-028/9		
YZF 426 (M-P)	2000-02	Y01-1-043/P	Y01-2-010/P	Y01-3-038	Y01-4-028		Y01-6-001				Y01-4-028/9		

MODEL	YEAR	FR BRAKE	RE BRAKE	CLUTCH	THROTTLE	START	DECOMP	SPEEDO	GASSER	DOHERTY	VEN 600A	AMAL T80	DOMINO
<b>YAMAHA</b>													
<b>450cc</b>													
WR 450-F	2003	Y01-1-046/P	Y01-2-021/P	Y01-3-042	Y01-4-032		Y01-6-001				Y01-4-032/9		
WR 450-F	2004	Y01-1-046/P	Y01-2-021/P	Y01-3-045	Y01-4-032	Y01-5-001					Y01-4-032/9		
WR 450-F	2005	Y01-1-059/P	Y01-2-026/P	Y01-3-038	Y01-4-032	Y01-5-001					Y01-4-032/9		
WR 450-F	2006	Y01-1-059/P	Y01-2-026/P	Y01-3-057	Y01-4-032	Y01-5-001					Y01-4-032/9		
WR 450-F	2007-11	Y01-1-059/P	Y01-2-034/P	Y01-3-057	Y01-4-032	Y01-5-001					Y01-4-032/9		
WR 450-F	2012-15	Y01-1-073/P	Y01-2-035/P	Y01-3-054	Y01-4-070								
WR 450-F	2016-17	Y01-1-022/P	Y01-2-035/P	Y01-3-064	Y01-4-078								
WR 450-F	2018	Y01-1-022/P	Y01-2-035/P	Y01-3-064	Y01-4-078								
WR 450-F	2019-20	Y01-1-080/P	Y01-2-034/P	Y01-3-076	Y01-4-049								
WR 450-F	2021	Y01-1-080/P	Y01-2-034/P		Y01-4-049								
YZ 450 FX	2016-18	Y01-1-072/P	Y01-2-034/P	Y01-3-064	Y01-4-078								
YZ 450 FX	2020	Y01-1-072/P	Y01-2-034/P	Y01-3-067	Y01-4-049								
YZ 450 FX	2021	Y01-1-072/P	Y01-2-040/P	Y01-3-067	Y01-4-049								
YZ 450-F	2003	Y01-1-043/P	Y01-2-021/P	Y01-3-042	Y01-4-032		Y01-6-001				Y01-4-032/9		
YZ 450-F	2004	Y01-1-043/P	Y01-2-021/P	Y01-3-070	Y01-4-032	Y01-5-001					Y01-4-032/9		
YZ 450-F	2005	Y01-1-058/P	Y01-2-024/P	Y01-3-070	Y01-4-032	Y01-5-001					Y01-4-032/9		
YZ 450-F	2006-07	Y01-1-058/P	Y01-2-034/P	Y01-3-048	Y01-4-061	Y01-5-001					Y01-4-032/9		
YZ 450-F	2008	Y01-1-070/P	Y01-2-034/P	Y01-3-048	Y01-4-061	Y01-5-001					Y01-4-032/9		
YZ 450-F	2009	Y01-1-070/P	Y01-2-034/P	Y01-3-050	Y01-4-059	Y01-5-006					Y01-4-047/9		
YZ 450-F	2010-13	Y01-1-075/P	Y01-2-034/P	Y01-3-053	Y01-4-065								
YZ 450-F	2014-15	Y01-1-072/P	Y01-2-034/P	Y01-3-056	Y01-4-078								
YZ 450-F	2016-17	Y01-1-072/P	Y01-2-034/P	Y01-3-056	Y01-4-003								
YZ 450-F	2018-19	Y01-1-072/P	Y01-2-034/P	Y01-3-067	Y01-4-049								
YZ 450-F	2020-21	Y01-1-072/P	Y01-2-040/P	Y01-3-067	Y01-4-049								
<b>465cc</b>													
YZ 465	1980	Y01-1-009		Y01-3-011	Y01-4-013						Y01-4-007/7	Y01-4-007/8	Y01-4-013/9
YZ 465	1981	Y01-1-009		Y01-3-018	Y01-4-013						Y01-4-007/7	Y01-4-007/8	Y01-4-013/9
<b>490cc</b>													
IT 490	1983-84	Y01-1-071		Y01-3-069	Y01-4-087								
WR 490	1985-88	Y01-1-047/P	Y01-2-001	Y01-3-024									
YZ 490	1982	Y01-1-021		Y01-3-024	Y01-4-016						Y01-4-016/7	Y01-4-016/8	
YZ 490	1983	Y01-1-021	Y01-2-001	Y01-3-024									
YZ 490	1984	Y01-1-021	Y01-2-001	Y01-3-024									
YZ 490	1985-88	Y01-1-026/P	Y01-2-001	Y01-3-024									

MODEL	YEAR	FR BRAKE	RE BRAKE	CLUTCH	THROTTLE	START	DECOMP	SPEEDO	GASSER	DOHERTY	VEN 600A	AMAL T80	DOMINO
<b>YAMAHA</b>													
<b>50cc</b>													
PW 50	1981-99		Y01-2-039										
PW 50	2000-21	Y01-1-039	Y01-2-039										
YZ 50 (G-H)	1980-81	Y01-1-010		Y01-3-012									
YZ 50 (J)	1982	Y01-1-017		Y01-3-019									
<b>500cc</b>													
TT 500	1978	Y01-1-004		Y01-3-005	Y01-4-006								
WR 500 (ZD)	1992	Y01-1-040/P	Y01-2-004/P	Y01-3-032									
WR 500 (ZD) 'Headlamp Fit'	1992	Y01-1-034/P	Y01-2-004/P	Y01-3-032									
WR 500 Z	1992-93				Y01-4-066								
XT 500	1980-81	Y01-1-060											
XT 500	1981	Y01-1-016		Y01-3-005	Y01-4-006								
XT 500	1986	Y01-1-060											
<b>65cc</b>													
YZ 65	2018-21	Y01-1-076/P	Y01-2-037/P	Y01-3-059	Y01-4-088								
<b>660cc</b>													
TT 600-RE (E)	2004	Y01-1-054/P	Y01-2-023/P		Y01-4-038								
XT 660 R	2004-14	Y01-1-061/P	Y01-2-032/P	Y01-3-058	Y01-4-080								
XT 660 X	2004-14	Y01-1-074/P	Y01-2-036/P	Y01-3-058	Y01-4-080								
XT 660 Z 'Tenere'	2008-15			Y01-3-058	Y01-4-080								
<b>80cc</b>													
TY 80 'Whitehawk Mk 2'		Y01-1-027		Y01-3-010	Y01-4-009							Y01-4-009/6	
TY 80	1977-on	Y01-1-008		Y01-3-010	Y01-4-009							Y01-4-009/6	
YZ 80 (G)	1980	Y01-1-011		Y01-3-013									
YZ 80 (H)	1981	Y01-1-015		Y01-3-013	Y01-4-014								
YZ 80 (J)	1982	Y01-1-018		Y01-3-013					Y01-4-017/7	Y01-4-017/8			
YZ 80 (K)	1983	Y01-1-022		Y01-3-020					Y01-4-017/7	Y01-4-017/8			
YZ 80 (L-N)	1984-85	Y01-1-025		Y01-3-027					Y01-4-017/7	Y01-4-017/8			
YZ 80 (S)	1986	Y01-1-028/P		Y01-3-027					Y01-4-017/7	Y01-4-017/8			
YZ 80 (T-V)	1987-89	Y01-1-031/P		Y01-3-027									
YZ 80 'Long Wheel'	1993-00	Y01-1-037/P	Y01-2-007/P	Y01-3-033	Y01-4-025								
YZ 80 (E-N)	1993-01	Y01-1-037/P	Y01-2-007/P	Y01-3-033	Y01-4-025								
YZ 80 'Long Wheel'	2001	Y01-1-048/P	Y01-2-007/P	Y01-3-033	Y01-4-025								
YZ 80 (P)	2002	Y01-1-048/P	Y01-2-007/P	Y01-3-033	Y01-4-031								

MODEL	YEAR	FR BRAKE	RE BRAKE	CLUTCH	THROTTLE	START	DECOMP	SPEEDO	GASSER	DOHERTY	VEN 600A	AMAL T80	DOMINO
<b>YAMAHA</b>													
<b>85cc</b>													
YZ 85	2002-08	Y01-1-048/P	Y01-2-007/P	Y01-3-033	Y01-4-031								85cc
YZ 85 (P-E)	2002-14	Y01-1-048/P	Y01-2-007/P	Y01-3-033	Y01-4-031								
YZ 85 (F-G)	2015-18	Y01-1-048/P	Y01-2-007/P	Y01-3-063	Y01-4-031								

Performance  
Safety  
Quality  
Style

**Venhill Engineering Ltd.** 21 Ranmore Road, Dorking, Surrey, RH4 1HE  
Tel: +44 (0) 1306 885111    [www.venhill.co.uk](http://www.venhill.co.uk)    Email: [info@venhill.co.uk](mailto:info@venhill.co.uk)  
Registered Office: 21 Ranmore Road, Dorking, Surrey RH4 1HE U.K. Reg No. 00992104

**Powerhose Plus    Cruz Tools    Magura    Featherlight**





## Quad Upgrades

- ▶ Quad Application List
- ▶ Twist Grip Conversions
- ▶ Braided Brake Hoses

## Numbering system for cables

**Y01-1- 001 - BL**

Manufacturer

Cable number

Cable Colour

BK - Black

BL - Blue

GR - Green

GY - Grey

OR - Orange

RD - Red

WT - White

YE - Yellow

- 1 = front brake
- 2 = rear brake
- 3 = clutch
- 4 = throttle
- 5 = choke
- 6 = decompression
- 7 = speedo
- 8 = tachometer
- 10 = oil pump
- 11 = power valve

Check out our resources section online at

[www.venhill.co.uk](http://www.venhill.co.uk)

for more information about the products we can offer

## STAINLESS STEEL BRAIDED HOSES

Replaces standard rubber or damaged hoses

- ▶ Super strong stainless
- ▶ Steel / Teflon construction
- ▶ Self-aligning swivel ends
- ▶ Clear or colour coated PVC
- ▶ to prevent rubbing on paintwork
- ▶ Just two spanners required
- ▶ Each hose tested to 1500psi



## TWIST GRIP CONVERSION

Converts thumb throttle to twist grip operation | Dual action twist grip, with options for Fast or medium action | Quick cable connection | Ideal for competition use | Strong CNC Machined construction | If not listed we can make to order if supplied with thumb throttle and cable or supply a universal kit. **Slower action throttles are also available.**



# QUAD CONTROL CABLES AND HOSES



\* Note: Idle kit is required for this twist grip conversion

MODEL	YEAR	FRONT BRAKE	REAR BRAKE	CLUTCH	THUMB THROTTLE	T/G CONVERSION	IDLE KIT
<b>BOMBARDIER</b>							
<b>450 cc</b>							
DS 450						C05-4-007/9	
<b>650 cc</b>							
DS 650	2000-07	B07-1-001/P Std.	B07-2-001/P Std.			B07-4-001/9	
<b>CAN-AM</b>							
<b>800 cc</b>							
RENEGADE 800	2007					C05-4-006/9	
<b>E-TON</b>							
<b>50 cc</b>							
VIPER 50	2004-0n					E02-4-001/9 Full Kit	
VIPER 50	2004-0n					E02-4-002/9 w/ cable to J/B	
<b>90 cc</b>							
VIPER 90	2004-0n					E02-4-001/9 Full Kit	
VIPER 90	2004-0n					E02-4-002/9 w/ cable to J/B	
<b>HONDA</b>							
<b>200 cc</b>							
ATC 200 X	1983-84	H02-1-025/P	H02-2-012/P	H02-3-022		H02-4-021	
<b>250 cc</b>							
ATC 250	1983	H02-1-025/P	H02-2-011/P	H02-3-021		H02-4-020	
ATC 250	1985	H02-1-030/P	H02-2-013/P	H02-3-025		H02-4-023	
TRX 250 EX	2001-07	H02-1-052/P Std.					H02-4-041/9
TRX 250 F/G/H	1985-87	H02-1-056/P Std.	H02-2-029/P Std.				
TRX 250 R	1986-90	H02-1-037/P Std.	H02-2-016/P Std.				
TRX 250 X	1987-90	H02-1-055/P +75mm	H02-2-016/P Std.				

# QUAD CONTROL CABLES AND HOSES



\* Note: Idle kit is required for this twist grip conversion

MODEL	YEAR	FRONT BRAKE	REAR BRAKE	CLUTCH	THUMB THROTTLE	T/G CONVERSION	IDLE KIT
<b>300 cc</b>							
TRX 300 EX	1993-07	H02-1-057/P	H02-2-030/P	Std.			
<b>400 cc</b>							
TRX 400 EX	1999-07	H02-1-058/P	+75mm				
TRX 400 EX	1999-07	H02-1-053/P	H02-2-031/P	Std.		H02-4-040/9	
<b>450 cc</b>							
TRX 450 FM	2003					H02-4-059	
TRX 450 R	2004-07	H02-1-059/P	H02-2-032/P	Std.	H02-4-054	H02-4-043/9	
TRX 450 R	2004-07	H02-1-060/P	+75mm				
<b>KAWASAKI</b>							
<b>250 cc</b>							
KSF 250 MOJAVE	1987-On	K02-1-038/P	K02-2-017/P	Std.		K02-4-034/9	
<b>300 cc</b>							
KEF 300	2001-On	K02-1-038/P	K02-2-017/P	Std.			
<b>400 cc</b>							
KFX 400	2003-07	K02-1-040/P	K02-2-018/P	Std.		K02-4-035/9	
KFX 400	2003-07	K02-1-043/P	+75mm				
<b>650 cc</b>							
KVF 650	2001-On	K02-1-039/P	Std.			K02-4-033/9	
<b>700 cc</b>							
KFX 700	2004-07	K02-1-044/P	Std.			K02-4-041/9	
<b>KTM</b>							
<b>450 cc</b>							
SX 450	2009		K01-2-020/P	Std.			

# QUAD CONTROL CABLES AND HOSES



\* Note: Idle kit is required for this twist grip conversion

MODEL	YEAR	FRONT BRAKE	REAR BRAKE	CLUTCH	THUMB THROTTLE	T/G CONVERSION	IDLE KIT
<b>525 cc</b>							
525 XC	2010				K01-4-040	K01-4-039/9	
<b>250 cc</b>							
250	2004-On					K03-4-001/9	
<b>KYMCO</b>							
<b>POLARIS</b>							
<b>500 cc</b>							
PREDITOR 500	2003-06					P03-4-001/9	
SCRAMBLER 500	2000-06					P03-4-001/9	
<b>525 cc</b>							
OUTLAW 525-S						P03-4-002/9	
<b>850 cc</b>							
XP 850	2009					P03-4-003	
<b>QUANTUM</b>							
<b>0 cc</b>							
QUANTUM						Q01-4-001/9	
<b>SMC</b>							
<b>250 cc</b>							
QUADZILLA 250 E	2004-On					SMC-4-001/9	
<b>SUZUKI</b>							
<b>250 cc</b>							
LT 250 RF-RG	1985-86	Y01-1-053/P	Std.	S01-2-019/P	Std.		
LT 250 RH	1987	Y01-1-053/P	Std.	S01-2-029/P	Std.		
LT-Z 250							

Performance  
Safety  
Quality  
Style

Venhill Engineering Ltd. 21 Ranmore Road, Dorking, Surrey RH4 1HE U.K.  
Tel: +44 (0) 1306 885111 Fax: +44 (0) 1306 740535 Email: info@venhill.co.uk  
Registered Office: 21 Ranmore Road, Dorking RH4 1HE Incorporated in England No. 992104

Powerpad

Powerhose

Featherlight

Magura

Member of  
The Motor Cycle Industry  
Association



# QUAD CONTROL CABLES AND HOSES



\* Note: Idle kit is required for this twist grip conversion

MODEL	YEAR	FRONT BRAKE	REAR BRAKE	CLUTCH	THUMB THROTTLE	T/G CONVERSION	IDLE KIT
<b>400 cc</b>							
LT-Z 400	2003-07	K02-1-040/P Std.	K02-2-018/P Std.			K02-4-035/9	
LT-Z 400	2003-07	K02-1-043/P +75mm					
<b>450 cc</b>							
LT-R 450	2006-07	K02-1-040/P +75mm	K02-2-018/P Std.			S01-4-046/9	
<b>500 cc</b>							
LT 500 RH	1987	Y01-1-053/P Std.	S01-2-029/P Std.				
<b>YAMAHA</b>							
<b>60 cc</b>							
YF 60 4-ZINGER	1986 (USA)	Y01-1-079					
YF 60 4-ZINGER	1988 (EU)	Y01-1-079					
<b>200 cc</b>							
YFS 200 BLASTER	2003-06				Y01-4-033	Y01-4-033/9 *	V/K-001
<b>250 cc</b>							
YFM 250R RAPTOR	2008-09			Y01-3-051F Std.	Y01-4-045	Y01-4-060/9	
<b>350 cc</b>							
YFM 350 WARRIOR	1989-03	Y01-1-052/P Std.	Y01-2-020/P Std.			Y01-4-035/9	
YFM 350R RAPTOR	2004-06	Y01-1-055/P +75mm					
YFM 350R RAPTOR	2004-06	Y01-1-052/P Std.	Y01-2-020/P Std.			Y01-4-039/9	
YFZ 350 BANSHEE	1990-06	Y01-1-056/P +75mm	Y01-2-016/P +50mm				
YFZ 350 BANSHEE	1990-06	Y01-1-051/P Std.	Y01-2-015/P Std.	Y01-3-040F Std.		Y01-4-034/9 *	V/K-002
YFZ 350 BANSHEE	1990-06		Y01-2-017/P +100mm				

# QUAD CONTROL CABLES AND HOSES



\* Note: Idle kit is required for this twist grip conversion

MODEL	YEAR	FRONT BRAKE	REAR BRAKE	CLUTCH	THUMB THROTTLE	T/G CONVERSION	IDLE KIT
<b>450 cc</b>							
YFZ 450	2003-09			Y01-3-142	Y01-4-029		
YFZ 450	2012-13				Y01-4-084	Y01-4-084/9	
YFZ 450R	2003-07	Y01-1-053/P Std.	Y01-2-022/P Std.			Y01-4-036/9	
YFZ 450R	2003-07	Y01-1-057/P +75mm	Y01-2-025/P +75mm	Y01-3-111F +50mm			
YFZ 450R	2009-18			Y01-3-143	Y01-4-063	Y01-4-062/9	
<b>600 cc</b>							
YFM 600 GRIZZLY						Y01-4-040/9	
<b>660 cc</b>							
660 RHINO	2007	Y01-1-067/P Std.					
660 RHINO	2007	Y01-1-068/P +150mm					
YFM 660R RAPTOR	2001-On	Y01-1-050/P +75mm	Y01-2-012/P +50mm				
YFM 660R RAPTOR	2001-On	Y01-1-049/P Std.	Y01-2-011/P Std.	Y01-3-039		Y01-4-030/9	
YFM 660R RAPTOR	2001-On		Y01-2-013/P +100mm	Y01-3-112F +50mm			
<b>700 cc</b>							
YFM 700 RAPTOR	2005-07	Y01-1-065/P Std.	Y01-2-028/P Std.			Y01-4-042/9	
YFM 700 RAPTOR	2005-07	Y01-1-063/P Race					
YFM 700 RAPTOR	2005-07	Y01-1-064/P +75mm Race	Y01-2-030/P +90mm				



## 'Powerhose Plus' Braided Hydraulic Lines & Components

- ▶ UK Factory made & tested
- ▶ TUV & DOT approved
- ▶ Swivel ends for perfect alignment
- ▶ Chrome, Stainless or Black fittings
- ▶ Stainless steel braided hose
- ▶ Teflon inner tubing
- ▶ Uncovered or PVC covered in:

Clear  
Black  
Carbon  
White  
Purple  
Red  
Orange  
Yellow  
Green  
Translucent Blue  
Solid Blue





Check out our resources section online at

[www.venhill.co.uk](http://www.venhill.co.uk)

for more information about the products we can offer



Two ways to buy

Performance  
Safety  
Quality  
Style

## 1. BIKE KITS

- ▶ Everything included: The individual bike kits have all the hoses, banjos, bolts, copper washers and fittings included to bolt straight on to the bike.
- ▶ Easy fit: Just a 6mm Alan Key required. These kits have factory finished swivel hose ends which are self-aligning and stress free.
- ▶ All Powerhose Plus lines are TUV and DOT approved. All hoses are pressure tested in our factory to 1500 PSI for peace of mind.

## 2. DEALER KITS - Ideal for workshops and busy dealers!

- ▶ The one system that fits all: With our application guide and a stock of parts included in our Dealer kits you can equip a number of machines with Powerhose Plus from your kit.
- ▶ Simplicity itself: Just look up the required make and model in the application guide, and all the parts needed will be listed under Venhill part numbers which cross reference to part descriptions. For example a 3H0500 hose is a hose 500mm long.
- ▶ Easy stocking and replacement: Dealers can order up hoses and parts, as they are required. You only need to buy what you need as and when you need it.

*Powerhose Plus is factory finished hose and is not compatible with the traditional DIY Powerhose listed later in the catalogue.*

## POWERHOSE PLUS DEALER KIT

All the hoses and fittings you need to cover a wide range of motorbikes, quads, scooters and specials. Supplied with 30 assorted hoses, ranging from 150mm to 725mm in length, plus a selection of the most commonly used fittings in stainless steel or high quality chrome plated finish. Includes full Venhill application guide.

PART No.	DESCRIPTION
-3PPMERC30	Chrome Fittings
-3PPMERS30	Stainless Fittings

Downloadable PDF's for kit contents can be found online at [www.venhill.co.uk](http://www.venhill.co.uk)



## STAINLESS STEEL BRAIDED LINES



Suitable for brake and clutch lines and available in a range of colours. Unique to the Powerhose Plus system, factory made and tested with universal 1/8<sup>th</sup> BSP female swivel ends and 3mm bore hose.



The lines are **TUV** approved and **DOT** registered in the USA. Components are manufactured from marine grade stainless steel for long lasting use. All lines are compatible with all 1/8<sup>th</sup> BSP components listed. Lengths are available in 25mm increments from 100mm upwards. Other lengths are available to order.














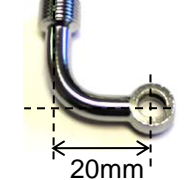
← MEASURED FROM END TO END →

Available in 25mm increments from 100mm upwards

**BANJOS (1/8th BSP thread for hose end swivel nut)**

3/60081	<b>M10 STRAIGHT BANJO</b> CHROME / STAINLESS / BLACK	
3/60082	<b>20° M10 BANJO</b> CHROME / STAINLESS / BLACK	
3/60087	<b>45° M10 BANJO</b> CHROME / STAINLESS / BLACK	
3/60086	<b>75° M10 BANJO</b> CHROME / STAINLESS / BLACK	
3/60084	<b>90° M10 BANJO SHORT</b> CHROME / STAINLESS / BLACK	
3/60184	<b>90° M10 LONG NECK BANJO</b> CHROME / STAINLESS / BLACK	
3/60284	<b>90° M10 EXTRA LONG NECK BANJO</b> CHROME / BLACK	
3/60184L	<b>90° M10 LONG NECK &amp; 20° LEFT BANJO</b> CHROME / BLACK	
3/60193	<b>90° M10 SIDE BEND LONG NECK BANJO</b> CHROME / STAINLESS / BLACK	
3/60085	<b>20° M10 SIDE BEND BANJO</b> CHROME / STAINLESS / BLACK	




**BANJOS (1/8th BSP thread for hose end swivel nut)**

3/60090	<b>45° M10 SIDE BEND BANJO</b> CHROME / STAINLESS / BLACK		
3/60082L	<b>20° &amp; 20° M10 SIDE BEND LEFT BANJO</b> CHROME / STAINLESS / BLACK		
3/60082R	<b>20° &amp; 20° M10 SIDE BEND BANJO RIGHT</b> CHROME / STAINLESS / BLACK		
3/60087L	<b>45° &amp; 20° M10 SIDE BEND LEFT BANJO M10</b> CHROME / STAINLESS		
3/60087R	<b>45° &amp; 20° M10 SIDE BEND RIGHT BANJO M10</b> CHROME / STAINLESS		
3/60186R	<b>75° &amp; 45° M10 SIDE BEND RIGHT LONG NECK</b> CHROME		
3/60088S	<b>7/16<sup>th</sup> I.D. (11mm) STRAIGHT BANJO</b> (FOR HARLEY DAVIDSON)	STAINLESS / BLACK	
3/60089S	<b>12mm STRAIGHT BANJO</b>	STAINLESS	
3/60091C	<b>M8 STRAIGHT BANJO</b>	CHROME / BLACK	
3/60094	<b>M8 90° BANJO</b>	CHROME / BLACK	
3/60061	<b>M6 STRAIGHT BANJO</b> (FITS MAGURA HYMEC SLAVE CYLINDER)	CHROME / BLACK	
3/60163C	<b>M6 90° SIDE BEND BANJO</b>	CHROME	



**ADAPTORS (all 1/8 BSP one end for hose end swivel nut)**

3/60100A	<b>M10x1</b>	1/8 BSP ADAPTOR - <b>CONVEX</b> CHROME / STAINLESS STEEL / BLACK	
3/60100FA	<b>M10x1</b>	1/8 BSP ADAPTOR - <b>FEMALE</b> CHROME / STAINLESS STEEL / BLACK	
3/70100A	<b>M10x1</b>	1/8 BSP ADAPTOR - <b>CONCAVE</b> CHROME / STAINLESS STEEL / BLACK	
3/60125A	<b>M10x1.25</b>	1/8 BSP ADAPTOR - <b>CONVEX</b> CHROME / STAINLESS STEEL / BLACK	
3/60125FA	<b>M10x1.25</b>	1/8 BSP ADAPTOR - <b>FEMALE</b> CHROME / STAINLESS STEEL / BLACK	
3/70125A	<b>M10x1.25</b>	1/8 BSP ADAPTOR - <b>CONCAVE</b> CHROME / STAINLESS STEEL / BLACK	
3/60375A	<b>3/8<sup>TH</sup> UNF</b>	1/8 BSP ADAPTOR - <b>CONVEX</b> CHROME / STAINLESS / BLACK	
3/60375FA	<b>3/8<sup>TH</sup> UNF</b>	1/8 BSP ADAPTOR - <b>FEMALE</b> CHROME / STAINLESS / BLACK	
3/70375A	<b>3/8<sup>TH</sup> UNF</b>	1/8 BSP ADAPTOR - <b>CONCAVE</b> CHROME/ BLACK/ STAINLESS	
3/10118A	<b>1/8<sup>TH</sup> BSP</b>	1/8 BSP – ADAPTOR / <b>CONCAVE</b> ZINC	
3/60722A	<b>7/16<sup>TH</sup> 20 TPI</b>	1/8 BSP ADAPTOR <b>CONVEX</b> CHROME / BLACK (Not suitable for Harley Davidson! use 3/60716AC)	
3/60800A	<b>M8x1</b>	1/8 BSP ADAPTOR - <b>CONVEX</b> CHROME	
3/118118A	<b>1/8<sup>TH</sup> 27 NPT</b>	1/8 BSP ADAPTOR – <b>CONCAVE</b> ZINC	



## BANJO BOLTS

106100C	<b>M6 x 1mm</b>	<b>SINGLE CHROME</b>	(HEXAGON HEAD)	 Chrome domed head single slot for 6mm allen wrench   Titanium hex bolt with holes for lock wiring   Black domed head double slot for 6mm allen wrench
108100C	<b>M8 x 1mm</b>	<b>SINGLE CHROME</b>	(HEXAGON HEAD)	
110180C	<b>1/8<sup>th</sup> BSP</b>	<b>SINGLE ZINC</b>	(HEXAGON HEAD)	
110100	<b>M10 x 1</b>	<b>SINGLE</b>	CHROME / STAINLESS / BLACK / TITANIUM	
110125	<b>M10 x 1.25</b>	<b>SINGLE</b>	CHROME / STAINLESS / BLACK / TITANIUM	
110375D	<b>3/8<sup>th</sup> UNF</b>	<b>SINGLE</b>	CHROME / STAINLESS / BLACK (DOMED HEAD)	
110275D	<b>5/16<sup>th</sup> BSF</b>	<b>SINGLE</b>	CHROME / STAINLESS (DOMED HEAD)	
210100	<b>M10 x 1</b>	<b>DOUBLE</b>	CHROME / STAINLESS / BLACK / TITANIUM	
210125	<b>M10 x 1.25</b>	<b>DOUBLE</b>	CHROME / STAINLESS / BLACK / TITANIUM	
210375D	<b>3/8<sup>th</sup> UNF</b>	<b>DOUBLE</b>	CHROME / STAINLESS / BLACK (DOMED HEAD)	
210275D	<b>5/16<sup>th</sup> BSF</b>	<b>DOUBLE</b>	CHROME / STAINLESS (DOMED HEAD)	


## BANJO BOLTS WITH BRAKE LIGHT SWITCHES

710100-L	<b>10x1</b>	SINGLE BANJO BOLT, WITH SWITCH	 (Nut shoulder to end of thread – 20mm)
710125-L	<b>10x1.25</b>	SINGLE BANJO BOLT, WITH SWITCH	
710375-L	<b>3/8 UNF</b>	SINGLE BANJO BOLT, WITH SWITCH	
810100-L	<b>10x1</b>	DOUBLE BANJO BOLT, WITH SWITCH	 (Nut shoulder to end of thread – 31mm)
810125-L	<b>10x1.25</b>	DOUBLE BANJO BOLT, WITH SWITCH	

## BLEED NIPPLE BANJO BOLTS

310100DC	<b>M10x1</b>	SINGLE	CHROME	 10mm thread length
310125DC	<b>M10x1.25</b>	SINGLE	CHROME	
310375DC	<b>3/8<sup>th</sup> UNF</b>	SINGLE	CHROME	
410100DC	<b>M10x1</b>	DOUBLE	CHROME	 15mm thread length
410125DC	<b>M10x1.25</b>	DOUBLE	CHROME	
410375DC	<b>3/8<sup>th</sup> UNF</b>	DOUBLE	CHROME	





## BLEED NIPPLES

SK207252	<b>M6 x 1.00</b>	ZINC/FULL	
SK207252DC	<b>M6 x 1.00</b>	CHROME	
SK207253	<b>M7 x 1.00</b>	ZINC/FULL	
SK207254	<b>M8 x 1.25mm</b>	ZINC/FULL	
SK207255S	<b>M10 x 1.00mm</b>	STAINLESS	

## CONNECTORS &amp; SWIVEL JOINTS

776/3	"T" CONNECTOR <b>1/8<sup>th</sup> BSP</b> 6mm hole for mounting Chrome / Black		776/2	"L" CONNECTOR <b>1/8<sup>th</sup> BSP Male</b> <b>M10x1mm</b> convex FEMALE 6mm hole for mounting Chrome / Black	
776/1	"T" CONNECTOR <b>1/8<sup>th</sup> BSP Male</b> <b>M10x1mm</b> convex FEMALE 6mm hole for mounting Chrome / Black		776/4	STRAIGHT CONNECTOR <b>1/8<sup>th</sup> BSP Male</b> <b>M10x1mm</b> convex FEMALE 6mm hole for mounting Chrome / Black	
778	"T" CONNECTOR <b>M10x1mm</b> concave FEMALE With 7mm hole for mounting Brass - 23mm eye of mounting hole to M10 face		776/BKT	"L" BRACKET FOR 776 "T"-CONNECTOR or "L" CONNECTOR	
E620	20° HOSE CONNECTOR <b>1/8<sup>th</sup> BSP Male / Female</b> convex Torque <b>12ft/lbs/16NM</b> for swivel joint Chrome/ Black		E645	45° HOSE CONNECTOR <b>1/8<sup>th</sup> BSP Male / Female</b> convex Torque <b>12ft/lbs/16NM</b> for swivel joint Chrome/ Black	
E690	90° HOSE CONNECTOR <b>1/8<sup>th</sup> BSP Male / Female</b> convex Torque <b>12ft/lbs/16NM</b> for swivel joint Chrome/ Black		774-L	"L" CONNECTOR <b>1/8<sup>th</sup> BSP</b> Nickel plated brass	
3/518	Quick release inline coupling <b>1/8<sup>th</sup> BSP</b> Brake lines can be separated without loss of fluid. DOT fluid only. Race use only		3/618	Quick release female brake coupling <b>1/8<sup>th</sup> BSP male &amp; female</b> Brake lines can be separated without loss of fluid. DOT fluid only. Race use only.	

## BULKHEAD ADAPTORS &amp; LOCK NUTS

3/80100AC	<b>M10x1</b>	1/8BSP MALE BULKHEAD ADAPTER CONVEX	CHROME	
LN10100	<b>M10x1</b>	LOCK NUT STEEL	ZINC PLATED	
3/80125AC	<b>M10x1.25</b>	1/8BSP MALE BULKHEAD ADAPTER CONVEX	CHROME	
LN10125	<b>M10x1.25</b>	LOCK NUT STEEL	ZINC PLATED	
3/80375AC	<b>3/8 UNF</b>	1/8BSP MALE BULKHEAD ADAPTER CONVEX	CHROME	
LN0375	<b>3/8 UNF</b>	LOCK NUT STEEL	ZINC PLATED	
3/80100FAC	<b>M10x1</b>	FEMALE BULKHEAD ADAPTOR CHROME		
BK4058	CLIP FOR FEMALE BULKHEAD FITTING		ZINC PLATED	

## HARLEY DAVIDSON IMPERIAL FITTINGS

110716D	<b>7/16<sup>TH</sup> 24 tpi BANJO BOLT</b> CHROME / STAINLES / BLACK	
210716D	<b>7/16<sup>TH</sup> 24 tpi DOUBLE BANJO BOLT</b> CHROME / STAINLESS / BLACK	
C111-1	<b>11mm COPPER WASHER</b>	
C111-10	<b>11mm COPPER WASHER 10 PACK</b>	
C111-50	<b>11mm COPPER WASHER 50 PACK</b>	
3/60088	<b>7/16<sup>th</sup> I.D. STRAIGHT BANJO</b> STAINLESS / BLACK	
3/60097	<b>45° BANJO 7/16<sup>th</sup> I.D.</b> STAINLESS / BLACK	
3/60716A	<b>7/16<sup>TH</sup> 24 tpi ADAPTOR CONVEX</b> CHROME / BLACK	

## HYDRAULIC FLUID



**VBF5-500**  
**DOT 5.1 HYDRAULIC FLUID,**  
500ml  
Non – Silicon base  
Required for high temperature  
applications. Typical dry boiling  
point 275°C



**VBF 250**  
**DOT 4 HYDRAULIC FLUID,** 250ml  
Standard applications.

DOT Fluid is used in most 'standard' brake and clutch systems, including the Magura 190 Radial pumps. The seals in the brake / clutch system can be damaged if the wrong fluid is used. Consult your Motorcycle Handbook for the correct fluid to use.








**0721820**  
**MAGURA MINERAL OIL, 'Blood'**  
100 ml




**0721821**  
**MAGURA MINERAL OIL,**  
'Blood' 1 Litre

Mineral Oil is used on some Magura systems including the Hymec clutch conversion and some KTM clutch systems. The seals in the brake / clutch system can be damaged if the wrong fluid is used. If you are unsure as to which fluid you should use, consult your motorcycle handbook or Magura Manual.

## ACCESSORIES & PROTECTION

VIN135FR	HEAT SHRINK TUBING Black   Price per metre   Will fit 13mm O.D. when not shrunk   Shrinks to approx. 9-8mm	
NRL50	Rigid Nylon Tube 8mm id x 10mmØ x 1M Black, Blue, Green, Orange, Red, Yellow	
CC2	'P' CLIP For securing hose or cable	
VWK010	Cable Coat - Covers and protects brake lines or electrical cables. 3M of expandable PET sleeving. Supplied with shrink sleeves to retain and finish ends neatly. Red / Green / Yellow / Carbon / Neon Blue	
3SP	3mm ID opening up to required diameter Black, Neutral, Red - Covers and protects brake lines or electrical cables	

## WASHERS

C101	<b>10mm</b> Copper Washer (single / 10 / 50 PACK)	
C106	<b>6mm</b> Aluminium Washer	
C108	<b>8mm</b> Copper Washer	

Performance  
Safety  
Quality  
Style

**Venhill Engineering Ltd.** 21 Ranmore Road, Dorking, Surrey, RH4 1HE  
Tel: +44 (0) 1306 885111    [www.venhill.co.uk](http://www.venhill.co.uk)    Email: [info@venhill.co.uk](mailto:info@venhill.co.uk)  
Registered Office: 21 Ranmore Road, Dorking, Surrey RH4 1HE U.K. Reg No. 00992104

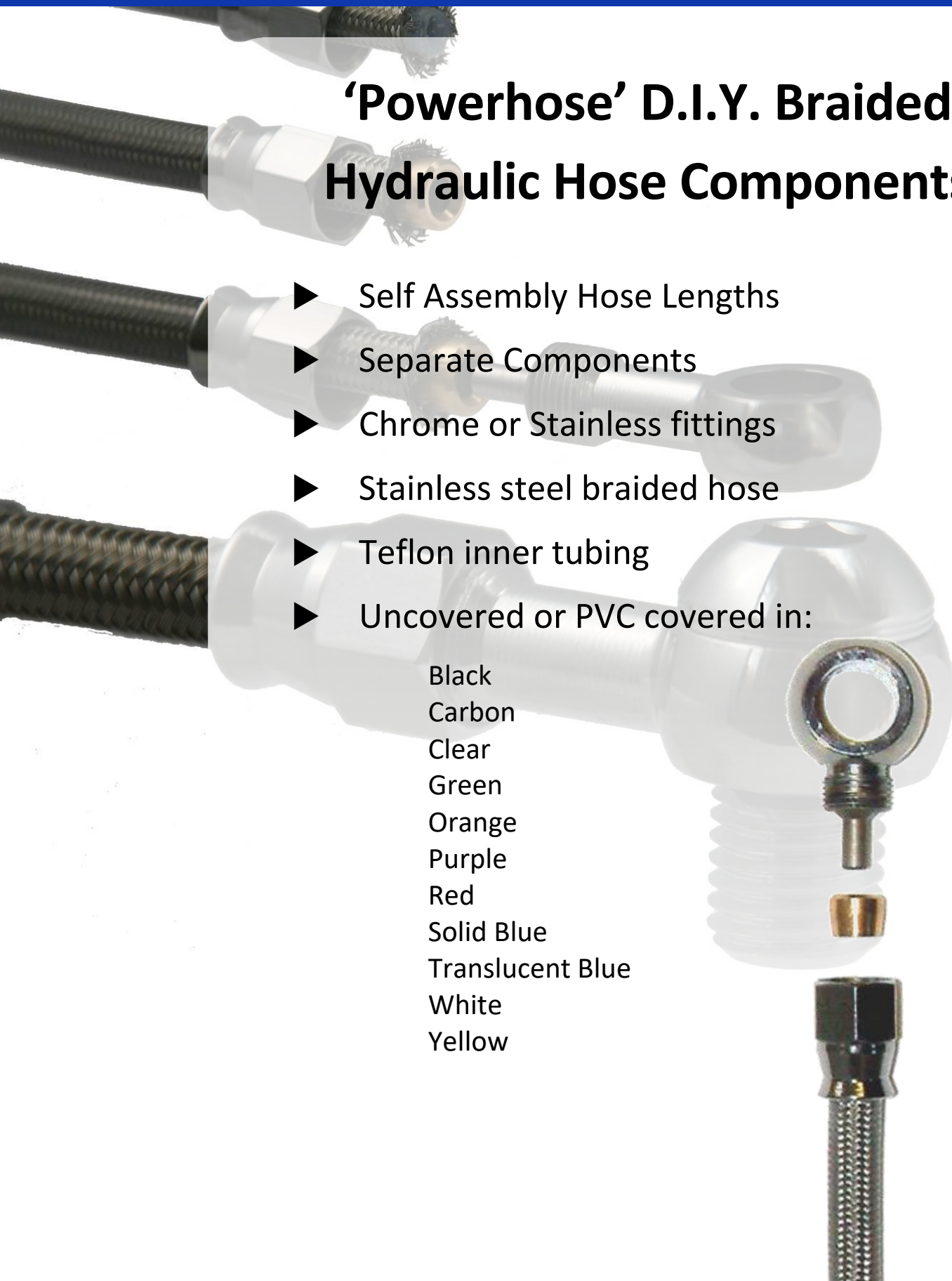
**Powerhose Plus    Cruz Tools    Magura    Featherlight**



## 'Powerhose' D.I.Y. Braided Hydraulic Hose Components

- ▶ Self Assembly Hose Lengths
- ▶ Separate Components
- ▶ Chrome or Stainless fittings
- ▶ Stainless steel braided hose
- ▶ Teflon inner tubing
- ▶ Uncovered or PVC covered in:

Black  
Carbon  
Clear  
Green  
Orange  
Purple  
Red  
Solid Blue  
Translucent Blue  
White  
Yellow





For a demonstration video on making up your own Powerhose lines, scan the code with your smart phone. Or visit our website [www.venhill.co.uk](http://www.venhill.co.uk)

## D.I.Y. POWERHOSE DEALER KIT

The Powerhose Dealer kit contains a selection of the most commonly used Powerhose end fittings and combines them into a handy carrying box with all parts needed to build several hoses. Useful for workshops, mechanics and dealers.

Part No.	End Finish
-3DLRC	Chrome Fittings
-3DLRS	Stainless Fittings














- ▶ 50 x Assorted fittings
- ▶ 10M of braided stainless steel hose
- ▶ 3M of clear cover
- ▶ parrot nosed cutters
- ▶ 250ml DOT 4 brake fluid

For a full list of contents in this box, enter one of the product codes above in the product search on our website. Then download the product PDF sheet.

[www.venhill.co.uk](http://www.venhill.co.uk)












## STAINLESS STEEL BRAIDED TEFLON HOSE - Sold per meter

-3-PWRHSE	UNCOVERED	
-3-PWRHSE/PVC	PVC COVERED CLEAR	
-3-PWRHSE/PVC/BK	PVC COVERED BLACK	
-3-PWRHSE/PVC/CA	PVC COVERED CARBON	
-3-PWRHSE/PVC/GR	PVC COVERED GREEN	
-3-PWRHSE/PVC/OR	PVC COVERED ORANGE	
-3-PWRHSE/PVC/PU	PVC COVERED PURPLE	
-3-PWRHSE/PVC/RE	PVC COVERED SOLID RED	
-3-PWRHSE/PVC/RT	PVC COVERED TRANSLUCENT RED	
-3-PWRHSE/PVC/BS	PVC COVERED SOLID BLUE	
-3-PWRHSE/PVC/BL	PVC COVERED TRANSLUCENT BLUE	
-3-PWRHSE/PVC/WT	PVC COVERED WHITE	
-3-PWRHSE/PVC/YE	PVC COVERED YELLOW	

**SELF ASSEMBLY BANJOS - 3/8<sup>th</sup> x 32 UNEF swivel nuts for M10 / M8 Banjo Bolts**




3/10081	M10 STRAIGHT BANJO CHROME / STAINLESS	
3/10082	M10 20° BANJO CHROME / STAINLESS	
3/10087	M10 45° BANJO CHROME / STAINLESS	
3/10086	M10 75° BANJO CHROME / STAINLESS	
3/10084	M10 90° BANJO CHROME / STAINLESS	
3/10184	M10 90° LONG NECK BANJO CHROME / STAINLESS	
3/10085	M10 20° SIDE BEND BANJO CHROME / STAINLESS	
3/10090C	M10 45° SIDE BEND BANJO CHROME	
3/10082L	M10 20° & 20° SIDE BEND LEFT BANJO CHROME / STAINLESS	
3/10082R	M10 20° & 20° SIDE BEND RIGHT BANJO CHROME / STAINLESS	
3/10091C	M8 STRAIGHT BANJO CHROME	
3/10092C	M8 20° BANJO CHROME	

**SELF ASSEMBLY HOSE ENDS** (3/8<sup>th</sup> x 32 UNEF adapters with varying ends)

3/10100FH	<b>M10 x 1</b> CHROME / STAINLESS	<b>FEMALE</b>	<b>CONCAVE</b>	
3/10100MH	<b>M10 x 1</b> CHROME / STAINLESS	<b>MALE</b>	<b>CONVEX</b>	
3/20100MH	<b>M10 x 1</b> CHROME / STAINLESS	<b>MALE</b>	<b>CONCAVE</b>	
3/10125FH	<b>M10 x 1.25</b> CHROME / STAINLESS	<b>FEMALE</b>	<b>CONCAVE</b>	
3/10125MH	<b>M10 x 1.25</b> CHROME / STAINLESS	<b>MALE</b>	<b>CONVEX</b>	
3/20125MH	<b>M10 x 1.25</b> CHROME / STAINLESS	<b>MALE</b>	<b>CONCAVE</b>	
3/10375FHC	<b>3/8<sup>TH</sup> UNF</b> CHROME	<b>FEMALE</b>	<b>CONCAVE</b>	
3/10375MH	<b>3/8<sup>TH</sup> UNF</b> CHROME / STAINLESS	<b>MALE</b>	<b>CONVEX</b>	
3/20375MHC	<b>3/8<sup>TH</sup> UNF</b> CHROME / STAINLESS	<b>MALE</b>	<b>CONCAVE</b>	

**SELF ASSEMBLY HOSE END SWIVEL JOINT**

 3/8<sup>th</sup> x 32 UNEF swivel fittings allow stress free alignment when fitting

E321-3C	STRAIGHT 1/8 <sup>th</sup> BSP - CONVEX SEAT	CHROME	
E321-3SS	STRAIGHT 1/8 <sup>th</sup> BSP - CONVEX SEAT	STAINLESS	
E331-3C	45° 1/8 <sup>th</sup> BSP - CONVEX SEAT	CHROME	
E331-3SS	45° 1/8 <sup>th</sup> BSP - CONVEX SEAT	STAINLESS	
E332-3C	90° 1/8 <sup>th</sup> BSP - CONVEX SEAT	CHROME	
E332-3SS	90° 1/8 <sup>th</sup> BSP - CONCAVE SEAT	STAINLESS	




## ADAPTORS (all 1/8 BSP one end for hose end swivel nut)

3/60100A	<b>M10x1</b>	1/8 BSP ADAPTOR - <b>CONVEX</b> CHROME / STAINLESS STEEL / BLACK	
3/60100FA	<b>M10x1</b>	1/8 BSP ADAPTOR - <b>FEMALE</b> CHROME / STAINLESS STEEL / BLACK	
3/70100A	<b>M10x1</b>	1/8 BSP ADAPTOR - <b>CONCAVE</b> CHROME / STAINLESS STEEL / BLACK	
3/60125A	<b>M10x1.25</b>	1/8 BSP ADAPTOR - <b>CONVEX</b> CHROME / STAINLESS STEEL / BLACK	
3/60125FA	<b>M10x1.25</b>	1/8 BSP ADAPTOR - <b>FEMALE</b> CHROME / STAINLESS STEEL / BLACK	
3/70125A	<b>M10x1.25</b>	1/8 BSP ADAPTOR - <b>CONCAVE</b> CHROME / STAINLESS STEEL / BLACK	
3/60375A	<b>3/8<sup>TH</sup> UNF</b>	1/8 BSP ADAPTOR - <b>CONVEX</b> CHROME / STAINLESS / BLACK	
3/60375FA	<b>3/8<sup>TH</sup> UNF</b>	1/8 BSP ADAPTOR - <b>FEMALE</b> CHROME / STAINLESS / BLACK	
3/70375A	<b>3/8<sup>TH</sup> UNF</b>	1/8 BSP ADAPTOR - <b>CONCAVE</b> CHROME	
3/10118A	<b>1/8<sup>TH</sup> BSP</b>	1/8 BSP – ADAPTOR / <b>CONCAVE</b> ZINC	
3/60722A	<b>7/16<sup>TH</sup> 20 TPI</b>	1/8 BSP ADAPTOR <b>CONVEX</b> CHROME / BLACK (Not suitable for Harley Davidson! use 3/60716AC)	
3/60800A	<b>M8x1</b>	1/8 BSP ADAPTOR - <b>CONVEX</b> CHROME	
3/118118A	<b>1/8<sup>TH</sup> 27 NPT</b>	1/8 BSP ADAPTOR – <b>CONCAVE</b> ZINC	

## HARLEY DAVIDSON FITTINGS – Imperial threads and sizes only

110716DC	7/16 24 tpi BANJO BOLT	CHROME	
110716DS	7/16 24 tpi BANJO BOLT	STAINLESS	
210716DC	7/16 24 tpi DOUBLE BANJO BOLT	CHROME	
210716DS	7/16 24 tpi DOUBLE BANJO BOLT	STAINLESS	
C111-1	11mm COPPER WASHER	SINGLE	
C111-10	11mm COPPER WASHER	10 PACK	
C111-50	11mm COPPER WASHER	50 PACK	
3/10088C	7/16" STRAIGHT BANJO	CHROME	
3/10088S	7/16" STRAIGHT BANJO	STAINLESS	
3/10089C	7/16" 20DEG BANJO	CHROME	
3/10089S	7/16" 20DEG BANJO	STAINLESS	
3/10118MHC	1/8NPT (TAPER) MALE HOSE END	CHROME	

## BANJO BOLTS


106100C	<b>M6 x 1mm</b>	<b>SINGLE</b>	CHROME	(HEXAGON HEAD)	
108100C	<b>M8 x 1mm</b>	<b>SINGLE</b>	CHROME	(HEXAGON HEAD)	
110180C	<b>1/8<sup>th</sup> BSP</b>	<b>SINGLE</b>	ZINC	(HEXAGON HEAD)	
110100	<b>M10 x 1</b>	<b>SINGLE</b>	CHROME / STAINLESS / BLACK / TITANIUM		
110125	<b>M10 x 1.25</b>	<b>SINGLE</b>	CHROME / STAINLESS / BLACK / TITANIUM		
110375D	<b>3/8<sup>th</sup> UNF</b>	<b>SINGLE</b>	CHROME / STAINLESS / BLACK (DOMED HEAD)		
110275D	<b>5/16<sup>th</sup> BSF</b>	<b>SINGLE</b>	CHROME / STAINLESS (DOMED HEAD)		
210100	<b>M10 x 1</b>	<b>DOUBLE</b>	CHROME / STAINLESS / BLACK / TITANIUM		
210125	<b>M10 x 1.25</b>	<b>DOUBLE</b>	CHROME / STAINLESS / BLACK / TITANIUM		
210375D	<b>3/8<sup>th</sup> UNF</b>	<b>DOUBLE</b>	CHROME / STAINLESS / BLACK (DOMED HEAD)		
210275D	<b>5/16<sup>th</sup> BSF</b>	<b>DOUBLE</b>	CHROME / STAINLESS (DOMED HEAD)		

Chrome domed head single slot for 6mm allen wrench


Titanium hex bolt with holes for lock wiring

Black domed head double slot for 6mm allen wrench


## COPPER WASHERS

C101-1	10mm COPPER WASHER	SINGLE	
C101-10	10mm COPPER WASHER	10 PACK	
C101-50	10mm COPPER WASHER	50 PACK	
C108	8mm COPPER WASHERS	SINGLE	



## 'P' CLIPS

CC2	P' CLIP FOR SECURING HOSE OR CABLE	
-----	---------------------------------------	---



## BLEED NIPPLES

SK207252	M6x1	ZINC/FULL	
SK207252DC	M6x1	CHROME	
SK207253	M7x1	ZINC/FULL	
SK207254	M8x1.25mm	ZINC/FULL	
SK072555	M10x1mm	STAINLESS	

## BLEED NIPPLE BANJO BOLTS

310100DC	M10x1	SINGLE	CHROME	 10mm thread length
310125DC	M10x1.25	SINGLE	CHROME	
310375DC	3/8 <sup>TH</sup> UNF	SINGLE	CHROME	
410100DC	M10x1	DOUBLE	CHROME	 15mm thread length
410125DC	M10x1.25	DOUBLE	CHROME	
410375DC	3/8 <sup>TH</sup> UNF	DOUBLE	CHROME	



SOCKET NUT & OLIVES (3/8<sup>th</sup> x 32 UNEF)

3/10000C	SOCKET NUT	CHROME	
3/10000S	SOCKET NUT	STAINLESS	
3/756	HOSE OLIVE	BRASS	



## CONNECTORS

776/3	1/8 BSP "T" CONNECTOR CHROME (Combine with E321-3C)		776/BKT	"L" BRACKET FOR "T" CONNECTOR STAINLESS	
-------	---	---	---------	---	---

## BRAKE LIGHT SWITCHES

710100-L	<b>M10 x 1</b>	SINGLE BANJO BOLT, WITH SWITCH	
710125-L	<b>M10 x 1.25</b>	SINGLE BANJO BOLT, WITH SWITCH	
710375-L	<b>3/8 UNF</b>	SINGLE BANJO BOLT, WITH SWITCH	
810100-L	<b>M10 x 1</b>	DOUBLE BANJO BOLT, WITH SWITCH	
810125-L	<b>M10 x 1.25</b>	DOUBLE BANJO BOLT, WITH SWITCH	

## POWERHOSE TOOLS

VT62	MANDREL FOR MAKING ENDS ON POWERHOSE This handy tool is used to open up the braiding when making up DIY Powerhose and holding banjos when tightening up the socket nut.	
WC6	WIRE & ROPE CUTTER High carbon steel parrot nosed cutters are perfect for cutting cable wire, conduit and brake hose, neatly and quickly	

## HYDRAULIC FLUID

This is used in most 'standard' brake and clutch systems. Consult your Motorcycle Handbook for the correct fluid to use.



**VBF5-500**  
Dot 5.1 HYDRAULIC FLUID,  
500ml  
Non – Silicon base  
Required for high temperature applications. Typical dry boiling point 275 °C



**VBF 250**  
Dot 4 HYDRAULIC FLUID,  
250ml Standard applications.

## MINERAL OIL

This is used on some Magura systems including the Hymec clutch conversion and some KTM clutch systems. If you are unsure as to which fluid you should use, consult your motorcycle handbook.



0721820


MAGURA MINERAL OIL, 'Blood'  
100 ml











0688504

MAGURA MINERAL OIL, 'Blood'  
1 Litre

## SPIROWRAP - Covers and protects brake lines or electrical cables

3SPB	3mm ID opening up to required diameter	BLACK	
3SPN	3mm ID opening up to required diameter	NEUTRAL	
3SPR	3mm ID opening up to required diameter	RED	

## PROTECTION

VIN135FR	HEAT SHRINK TUBING - BLACK sold per meter   Will fit 13mm O.D. when not shrunk   Shrinks to approx. 9-8mm	
NRL50	Black Rigid Nylon Tube 8mm id x 10mmØ x 1M	
NRL50/WHITE	White Rigid Nylon Tube 8mm id x 10mmØ x 1M	
NRL50/BLUE	Blue Rigid Nylon Tube 8mm id x 10mmØ x 1M	
NRL50/GREEN	Green Rigid Nylon Tube 8mm id x 10mmØ x 1M	
NRL50/ORANGE	Orange Rigid Nylon Tube 8mm id x 10mmØ x 1M	
NRL50/RED	Red Rigid Nylon Tube 8mm id x 10mmØ x 1M	
NRL50/YELLOW	Yellow Rigid Nylon Tube 8mm id x 10mmØ x 1M	

## CABLE COAT

VWK010 - Covers and protects brake lines or electrical cables. 3M of expandable PET sleeving. Supplied with shrink sleeves to retain and finish ends neatly. Available in Black, Red, Neon Green, Blue, Yellow





## CABLE KITS


- ▶ Emergency roadside repair kits
- ▶ Clutch cable kits
- ▶ Single throttle cable kits
- ▶ Twin throttle cable kits
- ▶ Workshop cable kit boxes
- ▶ Standard black finish
- ▶ Coloured finish
- ▶ Stainless steel braided finish



Cable kits can be made in a range of colours. As well as the standard black (Subject to availability)

## BRAIDED KITS

Stainless steel braided conduit with clear PVC cover to protect paint work. All supplied fittings are chrome plated. Can also be used with some standard fittings. Kits are designed for Metric bikes M6 and M8 threads. Picture on right shows cables made up and available for Yamaha models.



### BRAIDED CLUTCH CABLE KIT



#### U01- 1 - 200

Note: Yamaha fittings  
**2M** of inner and nylon lined S/S outer cable  
 Sufficient fittings to meet most needs.

Inner cable - **2mmø**  
 Outer conduit - **8mmø**

### BRAIDED THROTTLE CABLE KITS

**U01- 4 - 200** - open and close  
**U01- 4 - 175** - single throttle

Note: Yamaha fittings  
**2M** of inner and nylon lined braided outer cable. Sufficient fittings to meet most needs.

Inner cable - **1.5mmø**  
 Outer conduit - **6mmø**



#### VWK019

### WORKSHOP BRAIDED CLUTCH CABLE KIT



**10M** S/S braided conduit with PVC jacket  
**10M** of 2mmø galvanised wire  
 - Range of Nipples and high quality chrome fittings  
 - The fittings are based on Yamaha motorbikes

Inner cable - **2mmø**  
 Outer conduit - **8mmø**  
 Additional fittings, conduit and wire can be purchased separately as required. You will need a basic soldering kit to solder the required nipples in place

#### VWK020

### WORKSHOP BRAIDED THROTTLE CABLE KIT

**10M** S/S braided conduit with PVC jacket  
**10M** of 1.5mmø galvanised wire  
 - Range of Nipples and high quality chrome fittings  
 - The fittings are based on Yamaha motorbikes

Inner cable - **1.5mmø**  
 Outer conduit - **6mmø**  
 Additional fittings, conduit and wire can be purchased separately as required. You will need a basic soldering kit to solder the required nipples in place



### VWK018 - WORKSHOP BRAIDED CLUTCH & THROTTLE CABLE KIT

- **20M** stainless steel braided conduit (Nylon lined with PVC jacket) (10M - 6mm, 10M - 8mm)
- **20M** Galvanised inner wire. (10M - 1.5mm, 10M - 2mm)
- Range of nipples and high quality chrome fittings are included.
- The fittings are based on Yamaha motorbikes
- Combines the clutch and throttle kits in a storage box.
- WC6 wire and rope cutter included



## STANDARD KITS

## VWK001 - ROADSIDE REPAIR KIT



Wire lengths **1.63M** Throttle and a clutch inner cable, together with a range of fittings. Solderless nipples which can be fitted with a screwdriver and special aluminum trumpet nipples. The shaft of the trumpet nipple can be crimped onto the wire with pliers. The kit is supplied with a robust nylon bag, ideal for stowing away on the bike until you need it.

## Components Included

Clutch	Throttle
P19/2 x 1.63M	R77/1 x 1.63M
1 x N8	2 x BNS575
1 x N10	1 x BNS6
1 x BN1013L	
1 x HK316	
1 x BNS8	
2 x TN124	

## U01-1-100 - UNIVERSAL CLUTCH CABLE



**1.35M** Standard black PTFE lined conduit  
**1.6M** Galvanised inner wire  
 Selection of fittings.  
 One end of the inner wire is fitted with a Barrel nipple (BN610). The other end will need to be cut to length and the required nipple soldered in place. Basic soldering kit is needed to solder the nipples in place.  
 U01-1-101 – Imperial thread adjusters:  
 5/16 UNF & 1/4 BSF

## Components Included

LB3TS 7mmø	1 x TN24
P19/2 2mmø	1 x A8125/42
1 x BN610	1 x LN8125
1 x F101	1 x M4002
1 x F103	1 x N8
1 x BN89L	1 x N10

## U01-1-102 - UNIVERSAL CLUTCH CABLE



**2.35M** Standard black PTFE lined conduit  
**2.6M** Galvanised inner wire  
 Selection of fittings.  
 One end of the inner wire is fitted with a Barrel nipple (BN610). The other end will need to be cut to length and the required nipple soldered in place. Basic soldering kit is needed to solder the nipples in place.  
 U01-1-103 – Imperial thread adjusters:  
 5/16 UNF & 1/4 BSF

## Components Included

LB3TS 7mmø	1 x TN24
P19/2 2mmø	1 x A8125/42
1 x BN610	1 x LN8125
1 x F101	1 x M4002
1 x F103	1 x N8
1 x BN89L	1 x N10

## U01-4-100 / U01-4-101 - UNIVERSAL THROTTLE CABLE



**1.35M** Standard black PTFE conduit  
**1.6M** Galvanised inner wire  
 Selection of fittings.  
 One end of the inner wire is fitted with a carburetor nipple (EE7). The other end will need to be cut to length and the required nipple soldered in place. Basic soldering kit is needed to solder the nipples in place.  
 U01-4-100 – **6mm Outer Conduit**  
 U01-4-101 – **5mm Outer Conduit**

## Components Included

1.35M Outer Conduit	1 x F82B
1.6M R77/1 1.5mmø	2 x F89
1x BN608	1 x F89B
1x BN575	1 x A61B
1 x BN610	1 x LN6100
1 x BN642	2 x M5931
1 x A6100/32/1	1 x BA5
1 x BN575/55	

### U01-4-102 / U01-4-103 - UNIVERSAL THROTTLE CABLE



**2.35M** Standard black PTFE conduit  
**2.6M** Galvanised inner wire  
 Selection of fittings.  
 One end of the inner wire is fitted with a carburetor nipple (EE7). The other end will need to be cut to length and the required nipple soldered in place.  
 Basic soldering kit is needed to solder the nipples in place.  
**U01-4-102 – 6mm Outer Conduit**  
**U01-4-103 – 5mm Outer Conduit**

#### Components Included

2.35M Outer Conduit	1 x F82B
2.6M R77/1 1.5mmø	2 x F89
1x BN608	1 x F89B
1x BN575	1 x A61B
1 x BN610	1 x LN6100
1 x BN642	2 x M5931
1 x A6100/32/1	1 x BA5
1 x BN575/55	

### U01-4-125 - UNIVERSAL SPLITTER THROTTLE CABLE KIT



Universal throttle cable kit with Splitter / Junction Box. The kit comprises of one cable entering a junction box slider which is then connected to two separate cables. The cable kit supplied should be finished off as required. You will need to select the required fittings to finish the 3 ends of the cable. A variety of fittings are supplied to suit most applications. The standard conduit has a black PVC outer cover. Other junction boxes and cable components are available separately, see our cable components section.

*1 into 3 J/boxes also available.*

#### 33mm maximum stroke

Single (top cable) Inner: **1.75M** Outer: **1.5M**

Twin (lower cables) Inner: **0.75M** Outer: **0.5M**

For a full list of components in this kit, please download the product PDF available for download on our website.

### U01-4-150 – LATE HONDA, SUZUKI, YAMAHA, KAWASAKI UNIVERSAL PUSH PULL THROTTLE CABLE KIT (1.35M)



Push/Pull universal throttle cable kit  
 - 2 x **1.35M** Black conduit + PTFE liner  
 - 2 x **1.6M** Galvanised inner wire  
 - Selection of common fittings  
 - Barrel nipples **6mm O.D. x 5mm** fitted one end of wires.  
 - Fittings can be adapted for a range of late models. A soldering kit is needed to solder the nipples in place.

#### Components Included

LB2TS 6mmø	2 x F89
R77/1 1.5mmø	2 x F82G
BN575/55 (soldered)	2 x FB22W
2 x BNS575	2 x A6100/25
2 x BNS6	4 x LN6100
2 x BN608	1 x FB10125
2 x BN610	1 x FB8
4 x M5931	1 x FB13
2 x TW6	1 x FB14
1 x TB3A	1 x M6903
1 x TB3B	

### U01-4-151 – LATE HONDA, SUZUKI, YAMAHA, KAWASAKI UNIVERSAL PUSH PULL THROTTLE CABLE KIT (2.35M)



Push/Pull universal throttle cable kit  
 - 2 x **2.35M** Black conduit + PTFE liner  
 - 2 x **2.6M** Galvanised inner wire  
 - Selection of common fittings  
 - Barrel nipples **6mm O.D. x 5mm** fitted one end of wires.  
 - Fittings can be adapted for a range of late models. A soldering kit is needed to solder the nipples in place.

#### Components Included

LB2TS 6mmø	2 x F89
R77/1 1.5mmø	2 x F82G
BN575/55 (soldered)	2 x FB22W
2 x BNS575	2 x A6100/25
2 x BNS6	4 x LN6100
2 x BN608	1 x FB10125
2 x BN610	1 x FB8
4 x M5931	1 x FB13
2 x TW6	1 x FB14
1 x TB3A	1 x M6903
1 x TB3B	

### VWK002 - WORKSHOP CLUTCH CABLE KIT



**5M** of 7mm PTFE conduit, black PVC cover.

**5m** of 2mm $\varnothing$  galvanised inner strand wire. Range of nipples and high quality fittings are included.

Fittings can be adapted for a range of uses. Additional fittings, conduit and wire can be purchased separately as required. You will need a basic soldering kit to solder the nipples in place.

#### Components Included

LB3TS 7mm $\varnothing$	10 x TN24
P19/2 2mm $\varnothing$	5 x BN610
5 x M4002	5 x F100
1x A61B	5 x F101
5 x BN89L	5 x F103

### VWK003 - WORKSHOP THROTTLE CABLE KIT



**5M** of 5mm PTFE conduit, black PVC cover

**5m** of 1.5mm $\varnothing$  galvanised inner wire rope.

Range of nipples and high quality fittings are included.

Fittings can be adapted for a range of uses. Additional fittings, conduit and wire can be purchased separately as required. You will need a basic soldering kit to solder the nipples in place.

#### Components Included

LB1TS 5mm $\varnothing$	20 x F1
R77/1 1.5mm $\varnothing$	10 x F2B
10 x M5931	1 x A675B
20 x EE7	2 x M6902
5 x BN575/55	

### U01-4-600A - 600A FAST ACTION THROTTLE & UNIVERSAL CABLE KIT



Supplied with 1.5mm $\varnothing$  inner wire and **1.35M** of PVC covered conduit. The conduit is manufactured with low friction Teflon liner for smooth operation. One cable end is finished to suit the 600A throttle. The other end will need to be cut to length and the required nipple soldered in place.

#### Components Included

1 x 600A	1 x BN575/55
LB1TS 1.3m	1 x A6100/25
R77/1 1.3m	2 x LN6100
1 x BNS575	1 x A8125/25
3 x BN608	2 x LN8125
1 x M5931	1 x F2B
1 x F1	1 x F89B
1 x FB22W	1 x ATB675
1 x M6902B	

### U01-11-100 - UNIVERSAL EXUP CABLE REPAIR KIT



Repair kit for replacing EXUP / Powervalve cable inner wires using solderless nipples. Comes with 2 lengths of **1.3M** stainless steel inner wires with die cast BNS575 (5mm O.D. x 7.5mm) barrel nipples. Included in the bag are 2 BNS6 (6mm O.D. x 10mm) solderless barrel nipples with 2mm grub screws. Use the included **2mm Allen keys** to tighten nipples in place. Fitting instructions included.

#### Components Included

2 x BN575 (cast)	R77/1SS 1.3m x2
2 x BNS6	2 x 2mm Allen keys

### U01-4-888 - UNIVERSAL 'FAST ACTION' T/GRIP CONVERSION

'Fast action' push / pull throttle complete with universal cables. The cables are supplied with a range of fittings enabling the cables to be cut to length and completed with required carb or injector end fittings. Throttle supplied with additional faster action rotor. Standard rotor pulls 36mm in 90°. Faster action rotor pulls 36mm in 80°. Cables can be ordered separately: U01-4-888/A

#### Components Included

888 x 1	F89 x 4
888/80 x 1	F89B x 2
LB2TS <b>1.3M x 2</b>	F82 x 2
R77/1 <b>2M x 2</b>	FB22W x 2
BA6 x 2	FB10125 x 2
BN610 x 2	A6100/25 x 2
BN608 x 2	A6100/32 x 2
BN575 x 2	ACS825 x 2
BN575/55 x 2	LN6100 x 8
BNS575 x 2	LN8125 x 4
BNS6 x 2	M5931 x 4
PV101/2 60mm x 2	

Twist grip also available in  
3 coloured finishes



### VWK005 - WORKSHOP THROTTLE & CLUTCH CABLE KIT

Typical application: motorcycle clutch and throttle cables. **10M** PTFE lined conduit (with a black PVC cover); **10M** Galvanised inner wire. Range of nipples and high quality fittings included. Enough fittings in the kit to make at least 10 cables. Additional fittings, conduit and wire can be purchased separately as required. You will need to solder the nipples in place.

Box dimensions H 300mm W 370mm D 267mm

#### Components Included

10M x LB1TS 5 mm	40 x F1
∅	
10M x R77/1 1.5mm	20 x F2
∅	
20 x M5931	3 x A675B
40 x EE7	4 x M6902
10 x BN575/55	
10M x LB3TS 7mm	25 x TN24
∅	
10M x P19/2 2mm	10 x BN610
∅	
10 x M4002	10 x F100
3 x A61B	10 x F101
10 x BN89L	10 x F103
3 x A 8125/42	25 x TN17
12 x LN8125	25 x TN24A
3 x A8125/25	25 x BA5
3 x A6100/32	10 x BN1010L
6 x LN6100	10 x BN1013L
1 x WC6	1 x FB10125
2 x FB22W	1 x FB8
1 x FB13	1 x FB14
1 x FB23	1 x FB26
1 x 3916.02.5776	1 x
	3916.02.5777-00
1 x 2491.02.3795	



### VDEC – UNIVERSAL DECOMPRESSOR KIT



For two-stroke engines to fit 14mm spark plug thread. For use with short-reach cylinder heads.

Replacement cable only: V01-6-002

Includes BNS575 solderless nipple, 511.07 Aluminum lever for 22mm bars, DE5 valve assembly, 511.02.590 Adjuster (M5x0.8x20)

### U01-1-201 : HARLEY DAVIDSON UNIVERSAL CLUTCH CABLE KIT - BLACK

Cable kit is extra-long, 2080mm (82 inches) and comes in a black PVC coated longitudinal steel outer conduit (9.00mm O.D) and includes end fittings to match the clutch lever.

The end fittings provided include a loose stepped ferrule with a body O.D of 12.00mm and a nose O.D of 8.80mm and an attached threaded adjuster which is 5/16th UNF thread of 12.7mm (1/2 inch) in length.

The wire (2.50mm strand) has a fixed sleeve nipple on one end of 6.2mm (1/4 inch) O.D. and has a loose adjustable barrel nipple of 10.00mm O.D by 19.07mm (3/4 inch) to locate as necessary by securing with the 2.5mm hex grub screw.

This kit is also provided with a small tube of adhesive for bonding the conduit end fittings to the PVC coating.



### U01-1-202 : HARLEY DAVIDSON UNIVERSAL CLUTCH CABLE KIT - BRAIDED

Cable kit is extra-long, 2080mm (82 inches) and comes in clear PVC coated braided steel outer conduit (9.70mm O.D) and includes end fittings to match the clutch lever.

The end fittings provided include a loose stepped ferrule with a body O.D of 12.00mm and a nose O.D of 8.80mm and an attached threaded adjuster which is 5/16th UNF thread of 12.7mm (1/2 inch) in length.

The wire (2.50mm strand) has a fixed sleeve nipple on one end of 6.2mm (1/4 inch) O.D. and has a loose adjustable barrel nipple of 10.00mm O.D by 19.07mm (3/4 inch) to locate as necessary by securing with the 2.5mm hex grub screw.

This kit is also provided with a small tube of adhesive for bonding the conduit end fittings to the PVC coating.



### U01-4-402 : HARLEY DAVIDSON UNIVERSAL THROTTLE CABLE KIT BLACK, PUSH FITTINGS

Cable kit comes with push-fit end fittings for the throttle twistgrip housing, designed to suit a wide range of models. The black PVC coating protects the wound steel conduit which is extra-long, 1350mm (53 inches) of 6.00mm O.D and so allows for fittings to bikes with high handlebars.

The end fittings provided include an attached stepped ferrule with a body O.D of 8.00mm and a nose O.D of 5.50mm and a collection of loose push-fit ferrule bends which have a nose of either 6.30mm (1/4 inch) or 5.30mm and the range of angles to give you a choice of either 90° or 75° bends.

The wire (1.20mm rope) has a fixed ball nipple on one end of 4.30mm O.D. and has a loose adjustable barrel nipple of 6.00mm O.D by 10.00mm to locate as necessary by securing with the 1.5mm hex grub screw.

This kit is also provided with a small tube of adhesive for bonding the conduit end fittings to the PVC coating.



### U01-4-403 : HARLEY DAVIDSON UNIVERSAL THROTTLE CABLE KIT BLACK, THREADED FITTINGS

Cable kit comes with threaded end fittings for the throttle twistgrip housing, designed to suit a wide range of models. The black PVC coating protects the wound steel conduit which is extra-long, 1350mm (53 inches) of 6.00mm O.D and so allows for fittings to bikes with high handlebars.

The end fittings provided include an attached stepped ferrule with a body O.D of 8.00mm and a nose O.D of 5.50mm and a collection of loose threaded ferrule bends which have a threaded nose of either 1/4 inch x 20 UNC or 5/16 inch x 18 UNC and the range of angles to give you a choice of either 90° or 75° bends.

The wire (1.20mm rope) has a fixed ball nipple on one end of 4.30mm O.D. and has a loose adjustable barrel nipple of 6.00mm O.D by 10.00mm to locate as necessary by securing with the 1.5mm hex grub screw.

This kit is also provided with a small tube of adhesive for bonding the conduit end fittings to the PVC coating.



**U01-4-404 : HARLEY DAVIDSON  
UNIVERSAL THROTTLE CABLE KIT  
BRAIDED, PUSH FITTINGS**

Cable kit comes with push-fit end fittings for the throttle twistgrip housing, designed to suit a wide range of models. The clear PVC coating protects the braided stainless steel conduit which is extra-long, 1350mm (53 inches) of 7.00mm O.D and so allows for fittings to bikes with high handlebars. The end fittings provided include an attached stepped ferrule with a body O.D of 8.00mm and a nose O.D of 5.50mm and a collection of loose push-fit ferrule bends which have a nose of either 6.30mm (1/4 inch) or 5.30mm and the range of angles to give you a choice of either 90° or 75° bends. The wire (1.20mm rope) has a fixed ball nipple on one end of 4.30mm O.D. and has a loose adjustable barrel nipple of 6.00mm O.D by 10.00mm to locate as necessary by securing with the 1.5mm hex grub screw. This kit is also provided with a small tube of adhesive for bonding the conduit end fittings to the PVC coating.



**U01-4-405 : HARLEY DAVIDSON  
UNIVERSAL THROTTLE CABLE KIT  
BRAIDED, THREADED FITTINGS**

Cable kit comes with threaded end fittings for the throttle twistgrip housing, designed to suit a wide range of models. The clear PVC coating protects the braided stainless steel conduit which is extra-long, 1350mm (53 inches) of 7.00mm O.D and so allows for fittings to bikes with high handlebars. The end fittings provided include an attached stepped ferrule with a body O.D of 8.00mm and a nose O.D of 5.50mm and a collection of loose threaded ferrule bends which have a threaded nose of either 1/4 inch x 20 UNC or 5/16 inch x 18 UNC and the range of angles to give you a choice of either 90° or 75° bends. The wire (1.20mm rope) has a fixed ball nipple on one end of 4.30mm O.D. and has a loose adjustable barrel nipple of 6.00mm O.D by 10.00mm to locate as necessary by securing with the 1.5mm hex grub screw. This kit is also provided with a small tube of adhesive for bonding the conduit end fittings to the PVC coating.





## Cable Components

- ▶ Cable
- ▶ Adjusters
- ▶ Clevises
- ▶ Ferrules
- ▶ Junction Box
- ▶ Nipples
- ▶ Rubber Equipment
- ▶ Tubes / Sleeves
- ▶ Bushes
- ▶ Conduit Liner
- ▶ Flexible Drive Components
- ▶ Nuts
- ▶ Protection Equipment
- ▶ Springs



## COMPONENT GUIDE

CONDUIT	LINER	WIRE ROPE	WIRE STRAND	FERRULES
LB 1 TS 5mm O.D.	PT101/1 (included)	R77/0SS R77/1SS	P19/0SS P19/1SS	F1, F2
LB 2 TS 6mm O.D.	PT 101/2 (included)	R77/1SS R77/2SS	P19/2SS	F89, F82, F89B, F201
LB 3 TS 7mm O.D.	PT 101/3 (included)	R77/2SS	P19/2SS P19/2A	F100 F101
T4 NS 9.4mmO.D.	NRL10 (included)	R77/3	P19/3 P19/4	FT4LN, FT4SN FT48N
LB2NS/B (braided)	(Included)	R77/0 R77/1 or SS	P19/0 P19/1 or SS	F35, F89B, F89, F82G
LB3NS/B (braided)	(Included)	R77/1 R77/2 or SS	P19/1 P19/2 or SS	F7C, F8C, F9GC

### INNER CABLE

- 7x7 wire rope for applications such as throttle cables (for its flexibility and performance)
- 19 strand cored wire for strength and minimum stretch applications such as brake or clutch cables.
- You may also choose between galvanised steel inner (as used in our universal kits for easy soldering) or stainless steel inner (for the 'Featherlight' specification).

**Please note:** If you intend to solder nipples onto a stainless steel inner you will need a special silver solder and flux. More information about soldering nipples can be found on our F.A.Q.s page on our website.

#### 7 x 7 STRAND WIRE ROPE ( sold per meter tolerances on $\varnothing$ are +/- 8% )

R77/0	Galvanised steel	(Superlight)	1.25mm $\varnothing$	<div style="text-align: center;"> <p>7 x 7 (6/1)</p>  </div>
R770SS	Stainless steel	(Featherlight)	1.20mm $\varnothing$	
R77/1	Galvanised steel	(Superlight)	1.50mm $\varnothing$	
R77/1SS	Stainless steel	(Featherlight)	1.50mm $\varnothing$	
R77/2	Galvanised steel	(Superlight)	2.00mm $\varnothing$	
R77/2SS	Stainless steel	(Featherlight)	2.00mm $\varnothing$	
R77/3	Galvanised steel	(Superlight)	2.50mm $\varnothing$	

#### 1 x 19 STRAND CORDED WIRE ( sold per meter tolerances on $\varnothing$ are +/- 8% )

P19/0	Galvanised steel	(Superlight)	1.25mm $\varnothing$	<div style="text-align: center;"> <p>1 x 19</p>  </div>
P19/0SS	Stainless steel	(Featherlight)	1.25mm $\varnothing$	
P19/1	Galvanised steel	(Superlight)	1.50mm $\varnothing$	
P19/1SS	Stainless steel	(Featherlight)	1.50mm $\varnothing$	
P19/2	Galvanised steel	(Superlight)	2.00mm $\varnothing$	
P19/2SS	Stainless steel	(Featherlight)	2.00mm $\varnothing$	
P19/2A	Galvanised steel	(Superlight)	2.25mm $\varnothing$	
P19/3	Galvanised steel	(Superlight)	2.50mm $\varnothing$	
P19/4	Galvanised steel	(Superlight)	3.00mm $\varnothing$	

NB. Nipples will need to be drilled to suit inner wire larger than 2.25mm.

#### OTHER AVAILABLE TYPES OF INNER

P1/148	Spring steel wire, single strand (Piano wire)	1.48mm $\varnothing$
P19/7	Stainless steel 7 x 19 (Industrial use only)	2.00mm $\varnothing$
130R34E	Speedo Shafting Right Hand	3mm $\varnothing$
150R34E	Speedo Shafting Right Hand	3.7mm $\varnothing$

## LINED OUTER CONDUIT

Our outer casing consists of a steel spiral casing with a commercial PVC sheath extruded over it. Designed to cope with the rigours of motorcycle use, it has flexibility and compression you would expect from the outer used in our ready-made cables.

The conduit is available either with an acetyl liner, allowing you to construct cables to our Superlight specification, or with a Teflon liner, as used in our Featherlight range of cables.

Outer Conduit Type ( sold per meter tolerances on $\varnothing$ are +/- 5% )	Part Details	
	Part ref.	I.D.mm x O.D. mm
<b>TEFLON LINED OUTER</b> Available in a wide range of colours (subject to availability)	LB1TS	1.90 x 5.0 incl liner
	LB2TS	2.40 x 6.0
	LB3TS	2.92 x 7.0
<b>HEAVY DUTY NYLON LINED OUTER</b> Twin wire casing (black only)	T4NS	3.10 x 9.4 incl liner
<b>SPEEDO / TACHO OUTER</b> Twin Wire Speedo Casing	170C3	3.4mm x 8mm

WC6 Parrot nosed Wire cutters	T.0462/P In line stop switch less cap & cover	M1012/2673 Neoprene cover/cap for micro switch set
		

## WORK SHOP KITS

Our workshop kits contain the more popular sized fittings from the hundreds of different nipples, ferrules and other cable components we stock. We recommend these kits are purchased as a base from which to build a more personal selection.

### NIPPLE KIT

Contains 18 of the most popular cable nipples in current use, made up of ball, barrel and trumpet nipples, all manufactured in brass, some with zinc plating

<u>Barrel Nipples</u>	<u>Carb nipples</u>
25 x BN56	50 x EE7
50 x BN575	
25 x BN5575	<u>Ball Nipples</u>
25 x BN575/55	50 x BA5
50 x BN6	
50 x BN608	
50 x BN610	<u>Trumpet nipples</u>
25 x BN642	25 x TN17
50 x BN89L	75 x TN24
25 x BN813L	50 x TN24A
25 x BN1010L	25 x TN6
25 x BN1012L	











### ADJUSTER & FERRULE KIT

This kit contains cable end ferrules as well as popular end adjusters. Components are manufactured from either brass or mild steel (zinc plated) and can be individually topped up at any time.

<u>Ferrules</u>	<u>Adjusters</u>
50 x F1	10 x A8125/42
50 x F2	3 x ACS850
50 x F35	10 x A26B
25 x F82	5 x ACS825
25 x F89	5 x ACS836
25 x F89B	10 x A6100/32
10 x FR166	
25 x F100	<u>Lock Nuts</u>
25 x F101	46 x LN8125
10 x F102	20 x LN250B
25 x F103	20 x LN6100
10 x F115	



CABLE COMPONENTS		
Part No	Description	Images not to scale
<b>ADJUSTERS</b>		
A10125/22	HONDA T/GRIP ADJUSTER M10 x 1.25 x 22mm	
A10125/22/S	600A SLOTTED ADJUSTER & LOCKRING M10 x 1.25 x 22mm	
A26B	STEEL ADJ SCREW 1/4 BSF x 1 1/2" (26 TPI)	
A31/137C	ADJ SCREW 5/16 BSC x 1 5/16" (26 TPI)	
A31/137U	ADJ SCREW 5/16 UNF x 1 3/8" (24 TPI)	
A6075/15	STEEL ADJ SCREW M6 x 0.75 X 15mm	
A6075/17	STEEL ADJUSTER SCREW	
A6075/20	STEEL ADJ SCREW M6 x 0.75 X 20mm (MIKUNI CARB)	
A6075/40	ADJUSTER & ADJUSTER NUT - BLACK	
A6100/15	STEEL ADJ SCREW M6 x 1.0 x 15mm	
A6100/20	STEEL ADJ SCREW M6 x 1.0 x 20mm	
A6100/25	STEEL ADJ SCREW M6 x 1.0 x 25mm	
A6100/32/1	STEEL ADJ SCREW M6 x 1.0 X 32mm	
A675B	MIDWAY ADJUSTER, THREAD 20mm LONG Suited for LB1 conduit, use F2B ferrules for each end. Wire up to 2mm	
A61B	MIDWAY ADJUSTER. THREAD 32mm LONG Suited for LB2 conduit, use F89 stepped ferrule on the adjuster stem end, and F89B standard ferrule (7mm) on the other end. It can also be used with LB3 conduit using F101 stepped ferrules. Wire up to 2.5mm	
A7100/16	STEEL ADJUSTER SCREW-ZINC/CLEAR	
A7100/40	BRASS ADJ SCREW M7 x 1.0 x 40mm	
A7324	BRASS ADJ SCREW 7/32" – 40UN x 25mm (AMAL CARB)	
A8100/17	STEEL ADJ SCREW M8 x 1.0 x 17mm (supplied with L/nut)	
A8100/27	STEEL ADJ SCREW M8 x 1.0 x 27mm	
A8100/42	STEEL ADJ SCREW M8 x 1.0 x 42mm	
A8125/25	STEEL ADJ SCREW M8 x 1.25 x 25mm	
A8125/42	STEEL STEEL ADJ M8 x 1.25 x 42mm	
A812530/25	YAMAHA C/LEVER ADJ M8 x 1.25 x 25mm	
ACS750	STEEL ADJ SCREW M7 x 1.0 x 50mm CRIMP TYPE	

CABLE COMPONENTS		
Part No	Description	Images not to scale
ACS8-25, 36, 50mm	STEEL ADJ SCREW M8 x 1.25 x (length) CRIMP TYPE	
ACS840C	CHROME ADJUSTER ASSY – CRIMP TYPE M8 x 1.25mm x 50mm (includes 2 Chrome L/nuts)	
AS250B	STEEL ADJ STEM 1/4 BSF x 2 1/2"	
AS250U	STEEL ADJ STEM 1/4 UNF x 2 3/8"	
AS508/70	STEEL ADJ STEM M5 x 0.8 x 70mm	
AS610/133	STEEL ADJ STEM M6 x 1.0 x 133mm (OVERALL LENGTH)	
AS610/133/1	STEEL ADJ STEM – FOR LARGER WIRE (3mm)	
AS610/82	STEEL ADJ STEM 6 x 1 x 82mm	
AS610/82/1	STEEL ADJ STEM 6 x 1 x 82mm – FOR (3mm) WIRE	
ASB6	BRASS/NICKEL ADJ SLEEVE M6 x 0.75 x 24mm	
ASB61	BRASS/NICKEL ADJ SLEEVE M6 x 1.0	
ASB71	BRASS/NICKEL ADJ SLEEVE M7 x 1.0	
ASB81	BRASS/NICKEL ADJ SLEEVE M8 x 1.0	
ATB675	45 Deg STEEL TUBE M6 x 0.75 thread-worked	
<b>BUSHES</b>		
RB10M10	ALUM. BUSH 10x10	
RB10M12S	STEEL BUSH 10x10	
RB6M20	ALUM REDUCING BUSH 6mmØ 20mm NOSE	
RB7M20	ALUM REDUCING BUSH 7mmØ 20mm NOSE	
RB7M7C	FERRULE BUSH CHROME 7mmØ 7mm NOSE	
RB8M20	ALUM REDUCING BUSH 8mmØ 20mm NOSE	
RB8M6	ALUM REDUCING BUSH 8mmØ	
<b>CLEVISES</b>		
HK316	CLEVIS 6mm HOLE (1/4") x 1"	
HK26	CLEVIS PIN FOR HK316	
VSP002	SPLIT PIN 1/16" X 3/4" ZINC	

CABLE COMPONENTS		
Part No	Description	Images not to scale
HK315	CLEVIS 5mm (3/16") HOLE x 1"	
HK/SLM5F11	SAFETY FASTENER M5 FOR CLEVIS PIN	
HK/NBM5F1	CLEVIS PIN FOR HK315	
CONDUIT LINER		
PT101/1	TEFLON LINER 2.1mmØ x 1.8mm I/D FOR LB1NS	
PT101/2	TEFLON LINER 3.43mmØ x 2.67mm I/D FOR LB2NS	
PT101/3	TEFLON LINER 3.68mmØ x 2.92mm I/D FOR LB3NS	
FERRULES		
F1	CAP FERRULE LB1TS 5.5mmØ O.D. (0.2165")	
F2B	CAP FERRULE LB1TS 6.3mmØ (¼")	
F35	CAP FERRULE LB2TS CONDUIT 6.35mmØ	
F89B	CAP FERRULE LB2TS CONDUIT 7mmØ	
F100	CAP FERRULE LB3TS CONDUIT 8mmØ	
F82	STEPPED FERRULE LB2TS 5mmØ NOSE	
F82G	STEPPED FERRULE LB2TS 5mmØ NOSE / GROOVED	
F101	STEPPED FERRULE LB3TS 6.5mmØ NOSE	
F103	STEPPED FERRULE LB3TS 7mmØ NOSE	
F115	STEPPED FERRULE LB3TS 5mmØ NOSE	
F89	LONG NOSE STEPPED FERRULE LB2TS 6mmØ NOSE	
F160	LONG NOSE STEPPED FERRULE LB3TS 6mmØ NOSE	
F60MOD	LONG NOSE FERRULE FOR LB2TS 6mmØ NOSE	
FT48N	ALLOY STEPPED FERRULE 8mmØ (T4NS CONDUIT)	
FT4LN	ALLOY STEPPED FERRULE 6.5mmØ (T4NS CONDUIT)	
FT4SN	ALLOY SHORT NOSE FERRULE 6.5mmØ (T4NS CONDUIT)	
F102	ALLOY FERRULE LB3TS 11mmØ	
F105A	ALLOY FERRULE LB3TS 12mmØ	
F90	AMAL 'TOP HAT' 6.02mm O.D. NOSE 8.73mm shoulder dia, 6.55mm nose length, suitable for LB1TS conduit	

CABLE COMPONENTS		
Part No	Description	Images not to scale
F88G	GROOVED FERRULE 6.75mmØ LB1TS (Kawasaki)	
F9GC	STEPPED FERRULE CHROME	
F8C	FERRULE CHROME - 8mmØ NOSE	
F7C	FERRULE CHROME - 6.93mmØ NOSE, 8.55mm	
FR166H	ALLOY FERRULE (HONDA) ( <i>'O' ring part number 05353S-007</i> )	
FY014	ALLOY STEPPED FERRULE 7.5mm nose dia, 10mm NOSE	
FERRULE BENDS		
ATB675	STEEL ADJ TUBE ASSEMBLY M6 x 0.75 WITH 45DEG BEND	
FB10125	FERRULE BEND - HONDA, FINISHED IN BLACK	
FB10125/1	FERRULE BEND - HONDA - ZINC & CLEAR	
FB22W	FERRULE TUBE 45DEG BEND - NOSE 5.7mm O.D.	
FB1C	FERRULE BEND ASSY CHROME – M6 x 1mm 95deg	
FB2C	FERRULE BEND ASSY CHROME – M6 x 1mm 95deg	
FB3C	FERRULE BEND ASSY CHROME – YAMAHA THROTTLE	
FB4C	FERRULE BEND ASSY CHROME – YAMAHA THROTTLE	
FB5C	FERRULE BEND CHROME - YAMAHA CLUTCH	
FB6.50	FERRULE BEND - HUSQVARNA CLUTCH	
FB6C	FERRULE BEND CHROME - YAMAHA CLUTCH	


CABLE COMPONENTS		
Part No	Description	Images not to scale
FB7C	FERRULE BEND CHROME - YAMAHA CLUTCH	
FB8	FERRULE BEND WITH JOINT NUT - HONDA	
FB13	FERRULE BEND SUZUKI THROTTLE OPEN BLACK	
FB13C	FERRULE BEND SUZUKI THROTTLE OPEN CHROME	
FB14	FERRULE BEND - SUZUKI THROTTLE CLOSE	
FB14C	FERRULE BEND CHROME - SUZUKI THROTTLE	
FB15	FERRULE BEND NYLON WITH ADJUSTER	
FB16	FERRULE BEND - NYLON KAWASAKI	<div style="display: flex; flex-direction: column; align-items: center;"> <div style="margin-bottom: 5px;">Side</div>  <div style="margin-bottom: 5px;">Top</div>  </div>
FB17	FERRULE BEND - SUZUKI	
FB18	FERRULE BEND – YAMAHA 45 deg tube bend 8mm Nose Dia   Includes liner   R77/2, P19/2 wire   Crimp or glue direct to LB3TS	
FB19	LONG 70 DEG FERRULE BEND M8x1.25mm THREAD	
FB23	FERRULE BEND THROTTLE CLOSE (TRIUMPH) 85Deg ferrule bend with adjuster section 35mm long   L/nut for twistgrip housing is M10x1mm x 11mm   10.5mmO.D. flange x 3mm thick to fit into twistgrip   Interference fit to LB1TS (5mm) conduit with F2B ferrule   Suitable for wire up to 1.5mmO.D. (R77/1)	
FB24	FERRULE BEND THROTTLE M6x0.75 (TRIUMPH) 70Deg ferrule bend suitable for LB1TS (5mm) conduit   40mm x 70mm   Adjuster thread M6 x 0.75 x 30mm   Supplied with 2 x L/nuts   To suit wire up to 1.5mm O.D. (R77/1)	

CABLE COMPONENTS		
Part No	Description	Images not to scale
FB25	FERRULE BEND CLUTCH (HONDA) M8x1.25 45Deg ferrule bend   40mm x 50mm   M8x1.25mm x 25mm   12mmO.D. shoulder at base of adjuster thread   Suitable for wire up to 2mm   Crimp or glue to LB3TS (7mm conduit)	
FB26	FERRULE BEND OPEN THROTTLE (TRIUMPH) 85 Deg Ferrule   Includes tab mounting washer 13.62mm across center of holes   Hole for twistgrip mounting screw is 5.5mmO.D.   Adjuster and L/nut included. Suitable for crimping over 5mm conduit (LB1TS) with F1 ferrule first crimped or glued to conduit   Twistgrip end has a 9mmO.D. x 14mm nose	
FB27	FERRULE BEND OPEN THROTTLE – CHROME Chrome Bend with plastic M6 x 1mm adjuster with L/rng   16.5mm thread length   65 deg bend over 25mm radius   10mm shoulder ferrule dia   Nose to shoulder 20mm   Nose diameter 6mm O.D.   Length 70mm x Width 50mm	
FB8125	FERRULE BEND M8 x 1.25 - HONDA	
TGB1C	FERRULE BEND ASSY CHROME – YAMAHA THROTTLE	
TGB2C	FERRULE BEND ASSY CHROME – YAMAHA THROTTLE	
FLEXIBLE DRIVE COMPONENTS		
130R34E	SPEEDO SHAFTING 3mm R/H	
150R34E	SPEEDO SHAFTING 3.7mm R/H	
170C3	TWIN WIRE SPEEDO CASING .165 x.255	
RK2	SERIES E CIRCLIP FOR SE264 SPADE	
SE1230	FORKED SHAFT END 5.7 TO BE CRIMPED (FEMALE) 1.5mm SLOT	
SE264	SPADE END SQ FOR 150R34E	
SE36	SHAFT THRUST END 150R34E SPEEDO	
SE7915	DRIVE SOCKET FOR SUZUKI TO BE CRIMPED TO SHAFT (FEMALE) 1.5mm SLOT	
W23	FIBRE THRUST WASHER SPEEDOMETER	
UN13A	ALLOY UNION NUT M12 x 1.0 x (11mm LONG)	Used on Smiths Chronometric Clock
UN15	ALLOY UNION NUT HEX 1/2" x 26 TPI	
UN1610	MALE UNION NUT M16 x 1.0	
UN1815	ALLOY UNION NUT M18 x 1.5	
UN186	ALLOY UNION NUT M12 x 1.0 (15mm LONG)	Used on Veglia and Smiths Magnetic Clocks
UN2215	ALLOY UNION NUT M22 x 1.5	
UN383	ALLOY UNION NUT M16 x 1.0	
UN84	ALLOY UNION NUT HEX 1/2" (24mm LONG)	
JUNCTION BOXES		

CABLE COMPONENTS		
Part No	Description	Images not to scale
244	1:2 ROUND JUNCTION BOX, 33mm STROKE	
244/3	1:3 JUNCTION BOX, 42mm STROKE	
244/104	AMAL 1:2 JUNCTION BOX. 38mm STROKE	
244/2080	AMAL 1:3 JUNCTION BOX, 38mm STROKE	
NUTS		
FN6100	M6 X 1 HEX NYLOK NUT - STEEL-ZINC	
LN250B	LOCK NUT 1/4 BSF	
LN250BN	LOCK NUT 1/4BSF NYLOCK	
LN250U	LOCK NUT 1/4 UNF	
LN31B	LOCK NUT 5/16 BSF	
LN31U	LOCK NUT 5/16 UNF	
LN5080	LOCK NUT M5 x 0.8	
LN6075	LOCK NUT M6 x 0.75	
LN6100	LOCK NUT M6 x 1.0 STAINLESS	
LN7100	LOCK NUT M7 x 1.0 - STEEL-ZINC/CLEAR	
LN8100	LOCK NUT M8 x 1.0	
LN8125	LOCK NUT M8 x 1.25	
LR10125	LOCK RING M10 x 1.25 KNURLED	
UN12	RETAINING NUT M12 x 1 - YAMAHA	
UN121-25	SLEEVE NUT 12 x 1 x 25	
UN12W	THIS WASHER SUPPLIED AS PART OF UN12	
BALL NIPPLES		
BA11	BRASS BALL NIPPLE 11mmØ	
BA5	BRASS BALL NIPPLE 5mmØ	
BA6	BRASS BALL NIPPLE 6mmØ	
BARREL NIPPLES		
0412310	SLOTTED BARREL NIPPLE 8mm O.D x15mm For Magura Hymec Clutch slave cylinders	
BN1010L	BRASS BARREL NIPPLE 10mm x 10mm LOOSE	
BN1013L	BRASS BAR NIP 3/8"Ø x 1/2" LOOSE (10mm X 13mm)	

CABLE COMPONENTS		
Part No	Description	Images not to scale
BN1015L	BRASS BAR NIP 10mmØ x 15mm LOOSE	
BN12/10/16	BRASS BAR NIP 12/10mm x 16mm LOOSE	
BN1212S	BRASS BAR NIP 12mmØ x 12mm SLOTTED/LOOSE	
BN35	BRASS BAR NIP 3mmØ x 5mm (1.7mm)	
BN49	BRASS BAR NIP 5/16" (24mm) x 5/16" (2mm bore)	
BN575	BRASS BAR NIP 5mmØ x 7.5mm (1.9mm)	
BN575A	BRASS BAR NIP 5.75mmØ x 5.5mm (1.4mm BORE)	
BN575/55	BRASS BAR NIP 6mmØ x 5mm (1.9mm BORE)	
BN575/55A	BRASS BAR NIP 6mmØ x 5mm (1.4mm BORE)	
BN6	BRASS BAR NIP 4.75mmØ (3/16") x 4.75mm (3/16") (1.9mm BORE)	
BN608	BRASS BAR NIP 6mmØ x 8mm (2.1mm BORE)	
BN610	BRASS BAR NIP 6mmØ x 10mm (2.1mm BORE)	
BN6175	BRASS BAR NIP 6mmØ x 17.5mm	
BN642	BRASS BAR NIP 6mmØ x 4.2mm (1.7mm BORE)	
BN813L	BRASS BAR NIP 8mmØ x 13mm LOOSE	
BN89L	BRASS BAR NIP 8mmØ x 9mm LOOSE	
DN44	BRASS DRUM NIPPLE 4mmØ x 4mm	
DN68A	BRASS DRUM NIPPLE 6mmØ x 8mm	
EE5	BRASS CARB NIP 3mmØ x 3.2mm (1.5mm ID)	
EE5A	BRASS CARB NIP 3mmØ x 2.5mm (1.4mm ID)	
EE7	BRASS CARB NIP 3mmØ x 3mm (1.9mm ID)	
EE7A	BRASS CARB NIP 3mmØ x 2.5mm (1.9mm ID)	
N10	NYLON NIPPLE SLEEVE 3/8Ø (10mm)	
N8	NYLON NIPPLE SLEEVE 8mmØ	
SN815	SLEEVE NIPPLE - SWAGED 8MM x 15MM Mild Steel   hole 2.75mm to fit up to 2mm wire	
SOLDERLESS NIPPLE		
BNS575	SOLDERLESS BARREL NIP 5mmØ x 7.5MM Brass finish, Bore 2.2mm	


CABLE COMPONENTS		
Part No	Description	Images not to scale
BNS6	SOLDERLESS BARREL NIP 6mmØ - ZINC/CLEAR	
BNS8	SOLDERLESS BARREL NIP 8mmØ - ZINC/CLEAR	
TRUMPET NIPPLE		
TN17	BRASS TRUMPET NIPPLE 8mmLOD / 4.5SØ 2.5 ID. 10.9mm LONG. FOR 2mm STRAND	
TN24	BRASS TRUMPET NIPPLE 6mmLOD / 3.5SØ 2.5 ID. 9.5mm LONG. FOR 2mm STRAND	
TN24A	BRASS TRUMPET NIPPLE 6mmLOD / 3.5Ø 2.5 ID. 5mm LONG. FOR 2mm STRAND	
TN6	BRASS TRUMPET NIPPLE 5mmLOD / 3.5Ø 2.5 ID. 9.5mm LONG. FOR 2mm STRAND	
TN124	TRUMPET NIPPLE 3.5mm-6.3mm O.D x 12.8Ø Aluminium finish, Bore 2.15mm, Can Be Crimped	
TN174	BRASS TRUMPET NIPPLE 7.9mmLOD / 3.5Ø 2.5 ID. 10.5mm LONG. FOR 2mm STRAND	
PROTECTION TUBING		
NRL10	SEMI RIGID LIGHT WALL NYLON .137 x .187	
NRL50	RIGID NYLON TUBE 8mmI/D x 10mm O/D x 1mt	
VIN135FR-L	VINLOC PVC SHRINK TUBING (PER METRE)	
RUBBER EQUIPMENT		
M1001	NEOPRENE ADJ CAP M8 x 1.25mm INTERNAL	
M1002	NEOPRENE ADJ CAP M6 x 1mm INTERNAL	
M2893B	NEOPRENE ADJ SLEEVE BOOT 8mm I.D.	
M3309	RUBBER BOOT FOR HOSE USE	
M4002	NEOPRENE ADJUSTER BOOT UNIVERSAL	
M4949	CONVOLUTED NEOPRENE BOOT 11mm I.D. x 135mm (41mm CONVOLUTED SECTION)	
M5931	NEOPRENE ADJ BOOT 7ID	
M5933	CONVOLUTED NEOPRENE BOOT 12mm I.D. END 1 5mm ID END 23mm CONVOLUTED SECTION	
M6902A	NEOPRENE TAPERED BOOT I/D 10 & 4.5mm (CABLES)	
M6902B	NEOPRENE TAPERED BOOT I/D 10 & 6mm (HOSES)	
M6916	NEOPRENE ADJ BOOT 12 I.D.	

CABLE COMPONENTS		
Part No	Description	Images not to scale
VEN207	RUBBER BOOT CLUTCH CABLE (Domino)	
SPRINGS		
EN102372	EN102372 PROTECTION SPRING	
EN102373	EN102373 T/PROTECTION SPRING	
VE82326	E82326 SLEEVE SPRING SPEEDO.	
VE82326	SLEEVE SPRING SPEEDO.9 I.D. x 18	
TUBE / SLEEVES		
SN612	MILD STEEL SLEEVE NIPPLE 6mmØ x 12mm	

## Handlebar Controls



- ▶ Fast action Twist grips
- ▶ Rubber grips
- ▶ Clutch Levers
- ▶ Hydraulic Controls
- ▶ Switch gear assemblies



## CONTROLS

### 600A – VENHILL FAST ACTION TWISTGRIP

Improved Venhill dual rate twist grip. The 600A features a new CNC Machined body; with an improved aluminum diverter roller and rotor for positive location and feel. Fast and Medium action settings. You can easily change the cable without having to remove the twist grip from the bar. You can also change settings by simply hooking up the cable to the alternative position on the rotor. Ideal if you want to change from Race to Enduro or between Track and Road use. Can be used for sports bikes, dirt bikes, speedway and quads. **The 600A is a straight swap from the 500A. No cable modification required.**



### T80/200 - AMAL TRIALS SINGLE THROTTLE TWIST GRIP

Designed specifically for trials machines. Nylon rotor and idler pulley with excellent self-lubricating qualities transmit a super-smooth, positive response throughout the throttle range. Made from precision die cast aluminum; body finished in matt black coating.

Quickly detachable cover for ease of inspection and rapid cable change.



### 444 - VENHILL PUSH / PULL 90° TWIST GRIP

Push and Pull twist grip with lightweight die cast alloy body, complete with rotor 37mm in diameter and cable boot. Suitable as a replacement for standard throttle body on most bikes.

Total stroke 75mm at a rotation of 190 degrees. Fits standard 22mm bars.



### 888 - VENHILL FAST ACTION PUSH / PULL TWISTGRIP

Fast action Push / Pull throttle. Supplied with two rotors. Standard rotor pulls 36mm in 90° (this is typically 25% faster than 'standard' throttles). Faster rotor pulls 36mm in 80° (this is typically 45% faster than 'standard' throttles). Black aluminum body. Inter-changeable rotors on nylon throttle tubes. Fits 22mm Handlebars.

Cables will need to be changed to suit the 888 twist grip. For applications, see Road Twistgrip Conversions category on our website or Road Bike cables in the application guide.



For demonstration videos displaying these products please visit [www.venhill.co.uk](http://www.venhill.co.uk)

**HANDLEBAR GRIPS**

<p>1616 ARIETE TOURING SPONGE GRIP WITH OPEN END</p> 	<p>1651/SS ARIETE TRIALS GRIPS WITH GROOVES</p> 											
<p>HEAVY DUTY CUSHION GRIP</p>  <p>TWG-1001 – 25mm I/D</p> <p>TWG-1002 – 22mm I/D</p>	<p>ARIETE COLOURED OFF ROAD GRIP</p> <table border="0"> <tr> <td>1697-R</td> <td>RED</td> <td rowspan="5"></td> </tr> <tr> <td>1697-AR</td> <td>ORANGE</td> </tr> <tr> <td>1697-A</td> <td>BLUE</td> </tr> <tr> <td>1697-V</td> <td>GREEN</td> </tr> <tr> <td>1697-G</td> <td>YELLOW</td> </tr> </table>	1697-R	RED		1697-AR	ORANGE	1697-A	BLUE	1697-V	GREEN	1697-G	YELLOW
1697-R	RED											
1697-AR	ORANGE											
1697-A	BLUE											
1697-V	GREEN											
1697-G	YELLOW											
<p>TWG-FG21 FOAM GRIP-BLACK - 19mm I/D</p> 	<p>TWG-5G2/305MM FOAM GRIP – BLACK - 22mm</p> <p>305mm long Wall thickness 5.5mm</p> 											

**CONTROL LEVERS**

**941 – CLUTCH LEVER, EASY ADJUSTER**

With large wheel adjuster for easy clutch bite adaptation (even with your gloves on!) Great for speedway racers; Classic style forged dog leg lever with reach adjustment. Venhill logo on dust cover; CNC machined aluminium black perch; 160mm lever blade, 8mmØ x 10mm inner cable nipple. Adjuster takes ferrules up to 8mmØ



**940 – CLUTCH LEVER, STANDARD ADJUSTER**

Classic style forged dog leg lever; Reach adjustment for lever; Venhill logo on standard dust cover; CNC machined aluminium black perch; 160mm lever blade, takes up to 8mmØ x 10mm inner cable nipple. Standard adjuster has a 6.5mmØ hole for outer cable. Second supplied adjuster has an 8.1mmØ hole for larger outer cables. Suitable for 7/8" (22mm) and 1" (25mm) bars

Image shows lever including Magura dust cover. (sold separately 493510)



## HYDRAULIC CONTROLS

### FRANDO BRAKE AND CLUTCH MASTER CYLINDER

Founded in the 1990's, FRANDO manufacture a range of specialist braking components, including discs, callipers and master cylinders. Riders wishing to replace a cable operated clutch with a hydraulic system can buy a FRANDO 14mm slave cylinder and we can supply the necessary hoses for the clutch conversions. All FRANDO cylinders operate on **DOT 4 or 5.1 fluid**.

#### Master Cylinder

Forged aluminium alloy, with a black body colour and black lever with reach adjustment. Kit includes an interlock (safety) switch banjo bolt (M10 x 1.25mm); reservoir pot with clamp, and mirror mounting bracket. Can be used with clutch slave cylinder for conversion from cable operation. Includes 2 year manufacturer's warranty

- Brake Master Cylinder (19mm Piston) **7NB-1-19**
- Brake Master Cylinder (17mm Piston) **7NB-1-17**
- Brake Master Cylinder (15mm Piston) **7NB-1-15**
- Clutch Master Cylinder (17mm Piston) **7NB-3-17**



#### Clutch Slave Cylinder - 11NB-3-14

Converts cable operation to hydraulic. 13mm piston stroke. Can be used with the clutch master cylinder. Includes bleed nipple bolt (M10x1.25mm) and sealing washers for M10 banjo fitting. Slave cylinder rod has adjustable range (70mm-98mm Clearance). For more detailed measurements check the product description on the Venhill website.



#### Spare Parts

**7NB-1-RH - Spare Right hand lever (brake)**  
**7NB-3-LH - Spare Left hand lever (clutch)**  
**7NBxx - 14, 15, 17 & 19mm Piston Repair kits**



## SWITCHES

### VEN205 HANDLEBAR SWITCH ASSEMBLY - LEFT HAND

22mm Bars | Main beam switch toggle | Indicator switch left right (center position switches off) | Horn switch spring type | Rubber mounts | Wires are prepared with 3.2mm bullet plugs (crimp type) | Wiring loom will require modification to fit this part. Venhill recommend having a qualified mechanic carry out this work.



### VEN206 HANDLEBAR SWITCH ASSEMBLY - RIGHT HAND

22mm Bars | Kill toggle switch | On Off toggle switch | Electronic start spring button | Wires are prepared with 3.2mm bullet plugs (crimp type) | Wiring loom will require modification to fit this part. Venhill recommend having a qualified mechanic carry out this work.

